

103460

John H Hobbs
Imp^t in Lamps PATENTED MAY 24 1870.

Fig. 2.


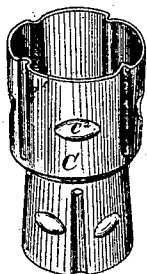
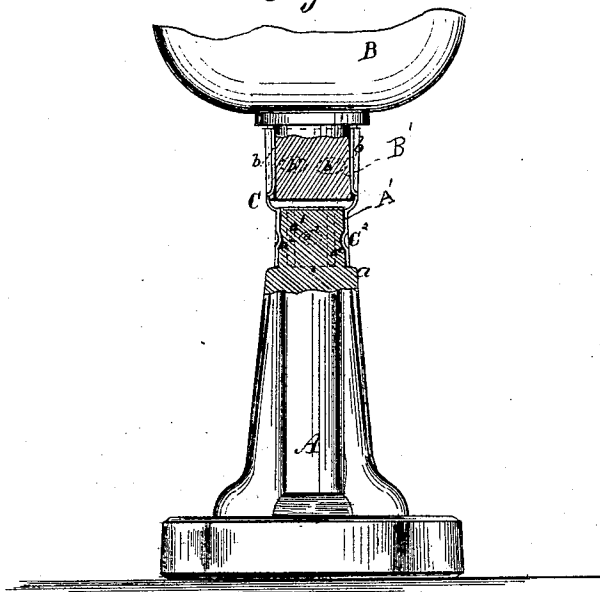


Fig. 1.



Witnesses
J. Clausen
A. Ruppert

J. H. Hobbs
Inventor.
D. P. Holloway & Co
Attys

United States Patent Office.

JOHN H. HOBBS, OF WHEELING, WEST VIRGINIA.

Letters Patent No. 103,460, dated May 24, 1870.

IMPROVEMENT IN LAMPS.

The Schedule referred to in these Letters Patent and making part of the same.

To all whom it may concern:

Be it known that I, JOHN H. HOBBS, of Wheeling, in the county of Ohio and State of West Virginia, have invented a certain Improvement in Lamps; and I do hereby declare that the following is a full, clear, and exact description thereof, reference being had to the annexed drawing making part of this specification, in which—

Figure 1 is an elevation of a lamp, showing the stem of the bowl, the pillar, and the metallic socket by which the two are united, in section.

Figure 2 is a perspective view of the metallic socket as it appears when secured to the lamp-bowl and pillar or foot.

Figures 3 and 4 are horizontal sections thereof.

The same letters are used in all the figures in the designation of identical parts.

This invention relates to an improved method of securing the pillar or foot and stem or peg of the bowl of a lamp together; and

My improvement consists in a metallic socket, fitting the pillar at one end and the stem of the bowl at the other, and secured to each by pressing the metal into horizontal indentations in them, such socket being also provided with vertical ribs upon its interior surface, fitting into corresponding grooves in the pillar and stem of the bowl, to prevent its turning.

To enable those skilled in the art to make and use my invention, I will proceed to describe its construction and operation.

In the annexed drawing—

A represents the pillar or foot of a lamp, its portion A' above the collar *a* being made slightly tapering.

Upon this portion A' a number of vertical grooves *a'* and horizontal grooves or indentations *a''* is formed.

The stem B' of the lamp-bowl B has similar vertical grooves *b* and horizontal grooves or indentations *b'*.

The pillar and bowl are firmly united together by the socket C, made of sheet-brass, by preference, without the use of cements.

The ends of this socket are made to fit the pillar and stem, respectively, it being provided with vertical ribs upon its interior surface, at each end, which take into the vertical grooves in such pillar and stem.

These ribs are formed by indenting the metal upon the outside, and are marked C'.

One end of the socket being slipped over the pillar, or, rather, its end A', the stem of the bowl to be fastened to it is inserted into the other end.

Suitable instruments are then employed to press the metal at the points opposite the horizontal grooves in the pillar and stem of the bowl into such grooves, forming collars C' C', and holding the parts, by means of them, firmly together.

Having thus described my invention,

What I claim, and desire to secure by Letters Patent, is—

A lamp-bowl and pillar or foot, united together by the socket C, substantially in the manner set forth.

In testimony whereof I have signed my name to this specification in the presence of two subscribing witnesses

J. H. HOBBS.

Witnesses:

JAMES HOBBS,
CHAS. N. BRADY.