



US00D883081S

(12) **United States Design Patent** (10) **Patent No.:** **US D883,081 S**
Marcano (45) **Date of Patent:** **** May 5, 2020**

(54) **OVER THE COUNTER MEDICINAL CONTAINER WITH SURFACE ORNAMENTATION**

(57) **CLAIM**
The ornamental design for an over the counter medicinal container with surface ornamentation, as shown and described.

(71) Applicant: **The Procter & Gamble Company,**
Cincinnati, OH (US)

DESCRIPTION

(72) Inventor: **Andreina Marcano,** Mason, OH (US)

The present application file contains at least one drawing executed in color. Copies of this patent or patent application publication with color drawing(s) will be provided by the Office upon request and payment of the necessary fee.

(73) Assignee: **The Procter & Gamble Company,**
Cincinnati, OH (US)

FIG. 1 is a perspective view of an over the counter medicinal container with surface ornamentation embodying our new design;

(**) Term: **15 Years**

FIG. 2 is a front view thereof;

(21) Appl. No.: **29/632,977**

FIG. 3 is a left side view thereof;

(22) Filed: **Jan. 11, 2018**

FIG. 4 is a rear view thereof;

(51) **LOC (12) Cl.** **09-03**

FIG. 5 is a right side view thereof;

(52) **U.S. Cl.**

FIG. 6 is a top view thereof;

USPC **D9/414**

FIG. 7 is a bottom view thereof;

(58) **Field of Classification Search**

USPC D9/414-418, 420, 423, 427, 431, 432,
D9/434, 438, 440; D27/185-189

FIG. 8 is a perspective view of a second embodiment of an over the counter medicinal container with surface ornamentation embodying our new design;

(Continued)

FIG. 9 is a front view thereof;

(56) **References Cited**

U.S. PATENT DOCUMENTS

D333,262 S * 2/1993 Zogg D9/416
D590,250 S * 4/2009 Seol D5/56

(Continued)

FIG. 10 is a left side view thereof;

FIG. 11 is a rear view thereof;

FIG. 12 is a right side view thereof;

FIG. 13 is a top view thereof;

FIG. 14 is a bottom view thereof;

FIG. 15 is a perspective view of a third embodiment of an over the counter medicinal container with surface ornamentation embodying our new design;

FIG. 16 is a front view thereof;

FIG. 17 is a left side view thereof;

FIG. 18 is a rear view thereof;

FIG. 19 is a right side view thereof;

FIG. 20 is a top view thereof; and,

FIG. 21 is a bottom view thereof.

OTHER PUBLICATIONS

U.S. Appl. No. 29/632,978, filed Jan. 11, 2018, Marcano et al.

(Continued)


The evenly broken lines are shown for the purpose of illustrating parts of the article that form no part of the claim. The dot-dash lines represent the boundaries of the claim and form no part thereof.

Primary Examiner — Wan Laymon

Assistant Examiner — Clint A Samuel

(74) *Attorney, Agent, or Firm* — Amanda Herman Berghauer

1 Claim, 9 Drawing Sheets
(4 of 9 Drawing Sheet(s) Filed in Color)



(58) **Field of Classification Search**

CPC . B65D 5/008; B65D 5/42; B65D 5/48; B65D
5/54; B65D 5/66; B65D 5/70; B65D
5/72; B65D 5/325; B65D 5/425; B65D
5/4212; B65D 5/4258; B65D 5/4266;
B65D 85/10; B65D 2203/00; B65D
2203/02

See application file for complete search history.

(56) **References Cited**

U.S. PATENT DOCUMENTS

D608,636 S * 1/2010 Seol D9/432
D637,486 S * 5/2011 Andrew D5/7
D655,155 S * 3/2012 Tekulve D9/432
D660,145 S * 5/2012 Tekulve D9/432
D686,066 S * 7/2013 Macaulay D9/434
D686,067 S * 7/2013 Macaulay D9/434
D692,771 S * 11/2013 Sakai D9/432
D706,630 S * 6/2014 Merchant D9/434

D718,124 S * 11/2014 Thompson D9/432
D740,651 S * 10/2015 Uribe D9/414
D775,964 S * 1/2017 Mochizuki D9/432
D783,396 S * 4/2017 Riffe D9/434
D783,397 S * 4/2017 Riffe D9/434
D794,442 S * 8/2017 Boston D9/414
D796,314 S * 9/2017 Riffe D9/414
D842,097 S * 3/2019 Huggins D9/432
D846,385 S * 4/2019 Borkovetz D9/434
D846,386 S * 4/2019 Borkovetz D9/434
D858,269 S * 9/2019 Huggins D9/414
D863,057 S * 10/2019 Riffe D9/434
D871,211 S * 12/2019 Marcano D9/434
D871,903 S * 1/2020 Riffe D9/434

OTHER PUBLICATIONS

U.S. Appl. No. 29/632,976, filed Jan. 11, 2018, Marcano et al.
U.S. Appl. No. 29/632,974, filed Jan. 11, 2018, Murchison et al.
U.S. Appl. No. 29/632,973, filed Jan. 11, 2018, Murchison et al.

* cited by examiner




FIG. 1




FIG. 2




FIG. 3




FIG. 4



FIG. 5



FIG. 6




FIG. 7




FIG. 8




FIG. 9




FIG. 10




FIG. 11



FIG. 12




FIG. 13




FIG. 14




FIG. 15




FIG. 16




FIG. 17




FIG. 18



FIG. 19




FIG. 20



FIG. 21