

(12) STANDARD PATENT
(19) AUSTRALIAN PATENT OFFICE

(11) Application No. **AU 2010213095 B2**

(54) Title
Methods of treating hair related conditions

(51) International Patent Classification(s)
A61P 17/14 (2006.01) **A61K 31/196** (2006.01)
A61K 8/42 (2006.01) **A61Q 7/02** (2006.01)

(21) Application No: **2010213095** (22) Date of Filing: **2010.02.16**

(87) WIPO No: **WO10/091894**

(30) Priority Data

(31) Number	(32) Date	(33) Country
61/179,062	2009.05.18	US
61/287,461	2009.12.17	US
09425056.0	2009.02.16	EP

(43) Publication Date: **2010.08.19**

(44) Accepted Journal Date: **2015.09.17**

(71) Applicant(s)
Nogra Pharma Limited

(72) Inventor(s)
Baroni, Sergio;Bellinvia, Salvatore;Viti, Francesca

(74) Agent / Attorney
Spruson & Ferguson, L 35 St Martins Tower 31 Market St, Sydney, NSW, 2000

(56) Related Art
WO 2000/059866 A1
GB 767788 A
WO 2007/010516 A2

(12) INTERNATIONAL APPLICATION PUBLISHED UNDER THE PATENT COOPERATION TREATY (PCT)

(19) World Intellectual Property Organization
International Bureau



(43) International Publication Date
19 August 2010 (19.08.2010)

(10) International Publication Number
WO 2010/091894 A3

(51) International Patent Classification:

A61P 17/14 (2006.01) *A61K 31/196* (2006.01)
A61K 8/42 (2006.01) *A61Q 7/02* (2006.01)

(21) International Application Number:

PCT/EP2010/000939

(22) International Filing Date:

16 February 2010 (16.02.2010)

(25) Filing Language:

English

(26) Publication Language:

English

(30) Priority Data:

09425056.0	16 February 2009 (16.02.2009)	EP
61/179,062	18 May 2009 (18.05.2009)	US
61/287,461	17 December 2009 (17.12.2009)	US

(71) Applicant (*for all designated States except US*): **GIULIANI INTERNATIONAL LIMITED** [IE/IE]; 33 Sir John Rogerson's Quay, Dublin 2 (IE).

(72) Inventors; and

(75) Inventors/Applicants (*for US only*): **BARONI, Sergio** [IT/IT]; Via Piazzolo 3, I-24030 Villa d'Adda (BG) (IT). **BELLINVIA, Salvatore** [IT/IT]; Via Brusafiera 12, I-33170 Pordenone (PN) (IT). **VITI, Francesca** [IT/IT]; c/o Giuliani S.p.A, Via Palagi, 2, I-20129 Milano (IT).

(74) Agents: **COLES, Andrea, Birgit** et al.; Kilburn & Strode LLP, 20 Red Lion Street, London WC1R 4PJ (GB).

(81) Designated States (*unless otherwise indicated, for every*

kind of national protection available): AE, AG, AL, AM, AO, AT, AU, AZ, BA, BB, BG, BH, BR, BW, BY, BZ, CA, CH, CL, CN, CO, CR, CU, CZ, DE, DK, DM, DO, DZ, EC, EE, EG, ES, FI, GB, GD, GE, GH, GM, GT, HN, HR, HU, ID, IL, IN, IS, JP, KE, KG, KM, KN, KP, KR, KZ, LA, LC, LK, LR, LS, LT, LU, LY, MA, MD, ME, MG, MK, MN, MW, MX, MY, MZ, NA, NG, NI, NO, NZ, OM, PE, PG, PH, PL, PT, RO, RS, RU, SC, SD, SE, SG, SK, SL, SM, ST, SV, SY, TH, TJ, TM, TN, TR, TT, TZ, UA, UG, US, UZ, VC, VN, ZA, ZM, ZW.

(84) Designated States (*unless otherwise indicated, for every*

kind of regional protection available): ARIPO (BW, GH, GM, KE, LS, MW, MZ, NA, SD, SL, SZ, TZ, UG, ZM, ZW), Eurasian (AM, AZ, BY, KG, KZ, MD, RU, TJ, TM), European (AT, BE, BG, CH, CY, CZ, DE, DK, EE, ES, FI, FR, GB, GR, HR, HU, IE, IS, IT, LT, LU, LV, MC, MK, MT, NL, NO, PL, PT, RO, SE, SI, SK, SM, TR), OAPI (BF, BJ, CF, CG, CI, CM, GA, GN, GQ, GW, ML, MR, NE, SN, TD, TG).

Published:

- *with international search report (Art. 21(3))*
- *before the expiration of the time limit for amending the claims and to be republished in the event of receipt of amendments (Rule 48.2(h))*

(88) Date of publication of the international search report:

11 November 2010

(54) Title: METHODS OF TREATING HAIR RELATED CONDITIONS

(57) Abstract: Disclosed herein are methods for treating hair related disorders, including compounds of formula I as defined in claim 1, that may be specific or modulate PPAR receptors.

WO 2010/091894 A3

METHODS OF TREATING HAIR RELATED CONDITIONS

RELATED APPLICATIONS

[0001] This application claims priority to EP09425056.0, filed February 16, 2009; U.S.S.N. 61/179062, filed May 18, 2009, and U.S.S.N. 61/287461, filed December 17, 2009, each of which is incorporated by reference in its entirety.

BACKGROUND

[0002] Peroxisome Proliferator Activated Receptors (PPARs) are members of the nuclear hormone receptor super family, which are ligand-activated transcription factors regulating gene expression. Certain PPARs play roles in the regulation of cell differentiation, development and metabolism of higher organisms.

[0003] Three types of PPAR has been identified: alpha, expressed in the liver, kidney, heart and other tissues and organs, beta/delta expressed for example in the brain, and gamma, expressed in three forms: gamma1, gamma2, and gamma3. PPAR γ receptors have been associated with stimulation of keratinocyte differentiation, and has served as a potential drug target for a number of disease states including skin disorders such as psoriasis and atopic dermatitis. Further, PPAR expression has been shown in hair follicles, and may be involved in hair growth.

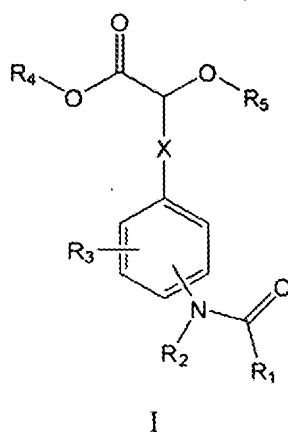
[0004] Hair loss is a common problem, which can be the result of illness, functional disorder, or hereditary disposition. In some cases, hair loss can be localized on the body (e.g. male pattern baldness), or can occur body-wide. Alopecia is a medical term for the absence or loss of hair, and can occur in patients undergoing treatment for cancer or for other diseases that require treatment with cytotoxic drugs.

[0005] De-pigmentation of hair is also a common problem, and is typically a result of the aging process. At some point in the aging process, stem cells at the base of hair follicles responsible for producing melanocytes (cells that produce and store pigment) produce less pigment, until the hair has little pigment.

[0006] Accordingly, effective agents, such as PPAR modulators, that are useful in the treatment of such hair disorders are needed.

SUMMARY

[0007] This disclosure is generally directed methods of treating, ameliorating or substantially preventing hair related disorders or conditions, for example, provided herein is a method for treating or ameliorating a hair related condition in a subject in need thereof, comprising administering an effective amount to the subject of a composition comprising a compound represented by Formula I:



wherein X is C₁-C₃alkylene (e.g., (CH₂)_n, wherein n is 1 or 2), optionally substituted with one, two or three substituents selected from halogen or hydroxyl;

R₁ is selected from the group consisting of C₁-C₆alkyl, C₃-C₆cycloalkyl, C₂-C₆alkenyl, and C₂-C₆alkynyl (for example, R₁ may be methyl);

R₂ is selected from the group consisting of hydrogen and C₁-C₆alkyl;

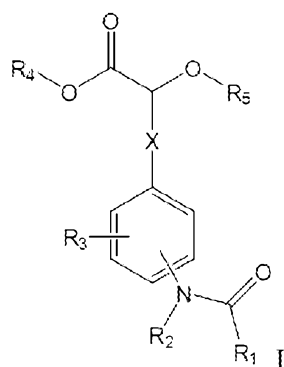
R₃ is independently selected, for each occurrence from the group consisting of hydrogen, C₁-C₆alkoxy, C₁-C₆alkyl, cyano, C₃-C₆cycloalkyl, halogen, hydroxyl, and nitro;

R₄ is selected from the group consisting of hydrogen and C₁-C₆alkyl;

R₅ is hydrogen or C₁-C₆alkyl (e.g., ethyl or methyl); or pharmaceutically acceptable salts or N-oxides thereof; wherein the composition optionally further comprises an carrier. An exemplary compound is N-acetyl-(R)-(-)-3-(4-aminophenyl)-2-methoxypropionic acid.

[0007a] In a first aspect, the present invention provides a method for treating or ameliorating a hair related condition in a subject in need thereof, comprising administering an effective amount to the subject of a compound represented by Formula I:

2a



wherein X is C₁-C₃alkylene, optionally substituted with one, two or three substituents selected from halogen or hydroxyl;

R₁ is selected from the group consisting of C₁-C₆alkyl, C₃-C₆cycloalkyl, C₂-C₆alkenyl, and C₂-C₆alkynyl;

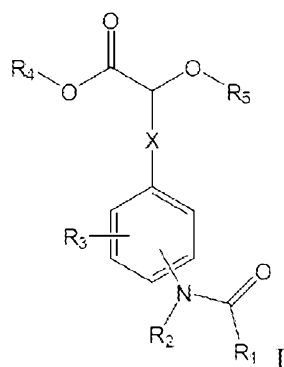
R₂ is selected from the group consisting of hydrogen and C₁-C₆alkyl;

R₃ is independently selected, for each occurrence from the group consisting of hydrogen, C₁-C₆alkoxy, C₁-C₆alkyl, cyano, C₃-C₆cycloalkyl, halogen, hydroxyl, and nitro;

R₄ is selected from the group consisting of hydrogen and C₁-C₆alkyl;

R₅ is hydrogen C₁-C₆alkyl; or pharmaceutically acceptable salt or N-oxide thereof.

[0007b] In a second aspect, the present invention provides use of a of a compound represented by Formula I:



wherein X is C₁-C₃alkylene, optionally substituted with one, two or three substituents selected from halogen or hydroxyl;

R₁ is selected from the group consisting of C₁-C₆alkyl, C₃-C₆cycloalkyl, C₂-C₆alkenyl, and C₂-C₆alkynyl;

R₂ is selected from the group consisting of hydrogen and C₁-C₆alkyl;

R₃ is independently selected, for each occurrence from the group consisting of hydrogen, C₁-C₆alkoxy, C₁-C₆alkyl, cyano, C₃-C₆cycloalkyl, halogen, hydroxyl, and nitro;

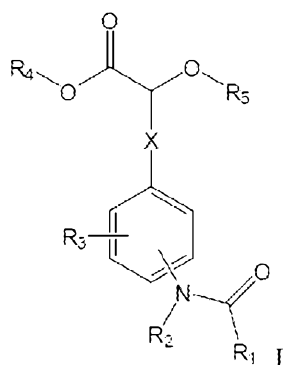
R₄ is selected from the group consisting of hydrogen and C₁-C₆alkyl;

2b

R₅ is hydrogen C₁-C₆alkyl; or a pharmaceutically acceptable salt or N-oxide thereof;

in manufacture of a medicament for treating or ameliorating a hair related condition.

[0007c] In a third aspect, the present invention provides a method of stimulating hair growth, comprising administering to a subject in need thereof an effective amount of a compound represented by Formula I:



wherein X is C₁-C₃alkylene, optionally substituted with one, two or three substituents selected from halogen or hydroxyl;

R₁ is selected from the group consisting of C₁-C₆alkyl, C₃-C₆cycloalkyl, C₂-C₆alkenyl, and C₂-C₆alkynyl;

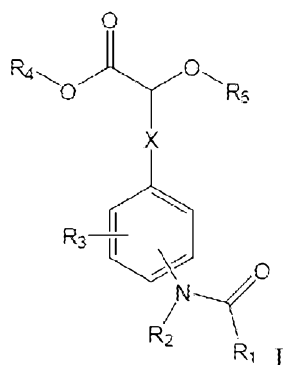
R₂ is selected from the group consisting of hydrogen and C₁-C₆alkyl;

R₃ is independently selected, for each occurrence from the group consisting of hydrogen, C₁-C₆alkoxy, C₁-C₆alkyl, cyano, C₃-C₆cycloalkyl, halogen, hydroxyl, and nitro;

R₄ is selected from the group consisting of hydrogen and C₁-C₆alkyl;

R₅ is hydrogen C₁-C₆alkyl; or pharmaceutically acceptable salt or N-oxide thereof.

[0007d] In a fourth aspect, the present invention provides use of a compound represented by Formula I:



wherein X is C₁-C₃alkylene, optionally substituted with one, two or three substituents selected from halogen or hydroxyl;

R₁ is selected from the group consisting of C₁-C₆alkyl, C₃-C₆cycloalkyl, C₂-C₆alkenyl, and C₂-C₆alkynyl;

R₂ is selected from the group consisting of hydrogen and C₁-C₆alkyl;

R₃ is independently selected, for each occurrence from the group consisting of hydrogen, C₁-C₆alkoxy, C₁-C₆alkyl, cyano, C₃-C₆cycloalkyl, halogen, hydroxyl, and nitro;

R₄ is selected from the group consisting of hydrogen and C₁-C₆alkyl;

R₅ is hydrogen C₁-C₆alkyl; or a pharmaceutically acceptable salt or N-oxide thereof;

in manufacture of a medicament for stimulating hair growth.

[0008] For example, methods of treating or ameliorating hair related conditions are provided herein, such as hair de-pigmentation, limited or short hair growth, hair loss, vitiligo, or alopecia (e.g., anagen alopecia, telogen alopecia, or alopecia areata).

[0009] A method of stimulating hair growth is also provided comprising administering to a subject in need thereof an effective amount of a composition (e.g. a pharmaceutically and/or cosmetically acceptable composition) comprising a compound disclosed herein, such as those represented by Formula I, above. Such compositions may be for example administered topically, wherein the composition is pharmaceutically or cosmetically acceptable. In some embodiments, disclosed composition may further comprise an hair stimulating agent. .

[0010] Also contemplated herein are compositions that include a compound represented by formula I or II and e.g., a pharmaceutically acceptable excipient.

[0011] Also provided are compounds represented by formulas I and II for use in therapy and/or for the manufacture of a medicament for the treatment or ameliorate of hair loss or hair-depigmentation.

BRIEF DESCRIPTION OF THE FIGURES

[0012] Figure 1 depicts stimulation of hair shaft elongation for various concentrations of N-acetyl E2.

[0013] Figure 2 depicts stimulation of human hair follicle pigmentation with various concentrations of N-acetyl E2 using Fontana-Masson histomorphometry..

[0014] Figure 3 hair follicle Fontana-Masson histochemistry with N-acetyl E2

[0015] Figure 4 depicts the observed follicle Ki67/Tunel immunhistomorphometry with N-acetyl E2.

[0016] Figure 5 depicts K15 expression in hair follicles treated with compound A.

[0017] Figure 6 depicts regulation of K19 cells in hair follicles treated with compound A.

[0018] Figure 7 depicts effects of a disclosed compound on human keratinocytes.

[0019] Figure 8 depicts inhibition of TNF alpha by H₂O₂ and a disclosed compound.

[0020] Figure 9 depicts inhibition on mRNA expression of IL-6 induced by the presence of IFN-gamma.

[0021] Figure 10 depicts inhibition of a disclosed compound on the activation of NF-kB.

[0022] Figure 11 depicts inhibition of a disclosed compound on protein expression of IL-6 induced by presence of LPS.

[0023] Figure 12 depicts effect of a disclosed compound on human sebocytes.

[0024] Figure 13 depicts inhibitory capacity of a disclosed compound on sebogenesis induced by lipid type stimulus.

[0025] Figure 14 depicts the results of a fatty acid assay (A) and squalene analysis (B) of sebogenesis inhibition.

[0026] Figure 15 depicts treatment with linoleic acid and testosterone with lipogenic stimulus.

DETAILED DESCRIPTION

[0027] The features and other details of the disclosure will now be more particularly described. Before further description of the present invention, certain terms employed in the specification, examples and appended claims are collected here. These definitions should be

read in light of the remainder of the disclosure and understood as by a person of skill in the art. Unless defined otherwise, all technical and scientific terms used herein have the same meaning as commonly understood by a person of ordinary skill in the art.

Definitions

[0028] “Treating” includes any effect, e.g., lessening, reducing, modulating, or eliminating, that results in the improvement of the condition, disease, disorder and the like.

[0029] The term “alkenyl” as used herein refers to an unsaturated straight or branched hydrocarbon having at least one carbon-carbon double bond, such as a straight or branched group of 2-12, 2-10, or 2-6 carbon atoms, referred to herein as C₂-C₁₂alkenyl, C₂-C₁₀alkenyl, and C₂-C₆alkenyl, respectively. Exemplary alkenyl groups include, but are not limited to, vinyl, allyl, butenyl, pentenyl, hexenyl, butadienyl, pentadienyl, hexadienyl, 2-ethylhexenyl, 2-propyl-2-butenyl, 4-(2-methyl-3-butene)-pentenyl, etc.

[0030] The term “alkoxy” as used herein refers to an alkyl group attached to an oxygen (-O-alkyl-). Exemplary alkoxy groups include, but are not limited to, groups with an alkyl, alkenyl or alkynyl group of 1-12, 1-8, or 1-6 carbon atoms, referred to herein as C₁-C₁₂alkoxy, C₁-C₈alkoxy, and C₁-C₆alkoxy, respectively. Exemplary alkoxy groups include, but are not limited to methoxy, ethoxy, etc. Similarly, exemplary “alkenoxy” groups include, but are not limited to vinyloxy, allyloxy, butenoxy, etc.

[0031] The term “alkyl” as used herein refers to a saturated straight or branched hydrocarbon, such as a straight or branched group of 1-12, 1-10, or 1-6 carbon atoms, referred to herein as C₁-C₁₂alkyl, C₁-C₁₀alkyl, and C₁-C₆alkyl, respectively. Exemplary alkyl groups include, but are not limited to, methyl, ethyl, propyl, isopropyl, 2-methyl-1-propyl, 2-methyl-2-propyl, 2-methyl-1-butyl, 3-methyl-1-butyl, 2-methyl-3-butyl, 2,2-dimethyl-1-propyl, 2-methyl-1-pentyl, 3-methyl-1-pentyl, 4-methyl-1-pentyl, 2-methyl-2-pentyl, 3-methyl-2-pentyl, 4-methyl-2-pentyl, 2,2-dimethyl-1-butyl, 3,3-dimethyl-1-butyl, 2-ethyl-1-butyl, butyl, isobutyl, t-butyl, pentyl, isopentyl, neopentyl, hexyl, heptyl, octyl, etc. In certain embodiments, alkyl refers to C₁-C₆ alkyl. In certain embodiments, cycloalkyl refers to C₃-C₆cycloalkyl.

[0032] Alkyl, alkenyl and alkynyl groups can, in some embodiments, be optionally be substituted with or interrupted by at least one group selected from alkanoyl, alkoxy, alkyl, alkenyl, alkynyl, amido, amidino, amino, aryl, arylalkyl, azido, carbamate, carbonate, carboxy, cyano, cycloalkyl, ester, ether, formyl, halogen, haloalkyl, heteroaryl, heterocyclyl, hydroxyl, imino, ketone, nitro, phosphate, phosphonato, phosphinato, sulfate, sulfide, sulfonamido, sulfonyl and thiocarbonyl.

[0033] The term “alkynyl” as used herein refers to an unsaturated straight or branched hydrocarbon having at least one carbon-carbon triple bond, such as a straight or branched group

of 2-12, 2-8, or 2-6 carbon atoms, referred to herein as C₂-C₁₂alkynyl, C₂-C₈alkynyl, and C₂-C₆alkynyl, respectively. Exemplary alkynyl groups include, but are not limited to, ethynyl, propynyl, butynyl, pentynyl, hexynyl, methylpropynyl, 4-methyl-1-butynyl, 4-propyl-2-pentynyl, and 4-butyl-2-hexynyl, etc.

[0034] The term “amide” or “amido” as used herein refers to a radical of the form -R_aC(O)N(R_b)-, -R_aC(O)N(R_b)R_c-, or -C(O)NR_bR_c, wherein R_a, R_b and R_c are each independently selected from alkoxy, alkyl, alkenyl, alkynyl, amide, amino, aryl, arylalkyl, carbamate, cycloalkyl, ester, ether, formyl, halogen, haloalkyl, heteroaryl, heterocyclyl, hydrogen, hydroxyl, ketone, and nitro. The amide can be attached to another group through the carbon, the nitrogen, R_b, R_c, or R_a. The amide also may be cyclic, for example R_b and R_c, R_a and R_b, or R_a and R_c may be joined to form a 3- to 12-membered ring, such as a 3- to 10-membered ring or a 5- to 6-membered ring. The term “carboxamido” refers to the structure -C(O)NR_bR_c.

[0035] The term “amidino” as used herein refers to a radical of the form -C(=NR)NR'R'' where R, R', and R'' can each independently be selected from alkyl, alkenyl, alkynyl, amide, aryl, arylalkyl, cyano, cycloalkyl, haloalkyl, heteroaryl, heterocyclyl, hydroxyl, ketone and nitro.

[0036] The term “amine” or “amino” as used herein refers to a radical of the form -NR_dR_e-, -N(R_d)R_e-, or -R_eN(R_d)R_f- where R_d, R_e, and R_f are independently selected from alkoxy, alkyl, alkenyl, alkynyl, amide, amino, aryl, arylalkyl, carbamate, cycloalkyl, ester, ether, formyl, halogen, haloalkyl, heteroaryl, heterocyclyl, hydrogen, hydroxyl, ketone, and nitro. The amino can be attached to the parent molecular group through the nitrogen, R_d, R_e or R_f. The amino also may be cyclic, for example any two of R_d, R_e or R_f may be joined together or with the N to form a 3- to 12-membered ring, e.g., morpholino or piperidinyl. The term amino also includes the corresponding quaternary ammonium salt of any amino group, e.g., -[N(R_d)(R_e)(R_f)]⁺. Exemplary amino groups include aminoalkyl groups, wherein at least one of R_d, R_e, or R_f is an alkyl group.

[0037] The term “aryl” as used herein refers to refers to a mono-, bi-, or other multi-carbocyclic, aromatic ring system. In certain embodiments, aryl refers to a monocyclic and/or bicyclic, 5 to 6 membered ring. The aromatic ring may be substituted at one or more ring positions with substituents selected from alkanoyl, alkoxy, alkyl, alkenyl, alkynyl, amido, amidino, amino, aryl, arylalkyl, azido, carbamate, carbonate, carboxy, cyano, cycloalkyl, ester, ether, formyl, halogen, haloalkyl, heteroaryl, heterocyclyl, hydroxyl, imino, ketone, nitro, phosphate, phosphonato, phosphinato, sulfate, sulfide, sulfonamido, sulfonyl and thiocarbonyl. The term “aryl” also includes polycyclic ring systems having two or more cyclic rings in which two or more carbons are common to two adjoining rings (the rings are “fused rings”) wherein at least one of the rings is aromatic, e.g., the other cyclic rings may be cycloalkyls, cycloalkenyls,

cycloalkynyls, and/or aryls. Exemplary aryl groups include, but are not limited to, phenyl, tolyl, anthracenyl, fluorenyl, indenyl, azulenyl, and naphthyl, as well as benzo-fused carbocyclic moieties such as 5,6,7,8-tetrahydronaphthyl.

[0038] The term “arylalkyl” as used herein refers to an aryl group having at least one alkyl substituent, e.g. -aryl-alkyl-. Exemplary arylalkyl groups include, but are not limited to, arylalkyls having a monocyclic aromatic ring system, wherein the ring comprises 6 carbon atoms. For example, “phenylalkyl” includes phenylC₄alkyl, benzyl, 1-phenylethyl, 2-phenylethyl, etc.

[0039] The term “carbonyl” as used herein refers to the radical -C(O)-.

[0040] The term “carboxamido” as used herein refers to the radical -C(O)NRR', where R and R' may be the same or different. R and R' may be selected from, for example, alkyl, aryl, arylalkyl, cycloalkyl, formyl, haloalkyl, heteroaryl and heterocyclyl.

[0041] The term “carboxy” as used herein refers to the radical -COOH or its corresponding salts, e.g. -COONa, etc.

[0042] The term “cyano” as used herein refers to the radical -CN.

[0043] The term “cycloalkoxy” as used herein refers to a cycloalkyl group attached to an oxygen.

[0044] The term “cycloalkyl” as used herein refers to a monovalent saturated or unsaturated cyclic, bicyclic, or bridged bicyclic hydrocarbon group of 3-12, 3-8, 4-8, or 4-6 carbons, referred to herein, e.g., as “C₄₋₈cycloalkyl,” derived from a cycloalkane. Exemplary cycloalkyl groups include, but are not limited to, cyclohexanes, cyclohexenes, cyclopentanes, cyclopentenes, cyclobutanes and cyclopropanes. Cycloalkyl groups may be substituted with alkanoyl, alkoxy, alkyl, alkenyl, alkynyl, amido, amidino, amino, aryl, arylalkyl, azido, carbamate, carbonate, carboxy, cyano, cycloalkyl, ester, ether, formyl, halogen, haloalkyl, heteroaryl, heterocyclyl, hydroxyl, imino, ketone, nitro, phosphate, phosphonato, phosphinato, sulfate, sulfide, sulfonamido, sulfonyl and thiocarbonyl. Cycloalkyl groups can be fused to other cycloalkyl, aryl, or heterocyclyl groups. In certain embodiments, cycloalkyl refers to C₃-C₆ alkyl.

[0045] The terms “halo” or “halogen” or “Hal” as used herein refer to F, Cl, Br, or I.

[0046] The term “haloalkyl” as used herein refers to an alkyl group substituted with one or more halogen atoms.

[0047] The term “nitro” as used herein refers to the radical -NO₂.

[0048] The term “phenyl” as used herein refers to a 6-membered carbocyclic aromatic ring. The phenyl group can also be fused to a cyclohexane or cyclopentane ring. Phenyl can be substituted with one or more substituents including alkanoyl, alkoxy, alkyl, alkenyl, alkynyl,

amido, amidino, amino, aryl, arylalkyl, azido, carbamate, carbonate, carboxy, cyano, cycloalkyl, ester, ether, formyl, halogen, haloalkyl, heteroaryl, heterocyclyl, hydroxyl, imino, ketone, nitro, phosphate, phosphonato, phosphinato, sulfate, sulfide, sulfonamido, sulfonyl and thiocarbonyl.

[0049] The term “phosphate” as used herein refers to the radical $-OP(O)(OR_{aa})_2$ or its anions. The term “phosphanate” refers to the radical $-P(O)(OR_{aa})_2$ or its anions. The term “phosphinate” refers to the radical $-PR_{aa}(O)(OR_{aa})$ or its anion, where each R_{aa} can be selected from, for example, alkyl, alkenyl, alkynyl, aryl, arylalkyl, cycloalkyl, hydrogen, haloalkyl, heteroaryl, and heterocyclyl.

[0050] The term “pharmaceutically acceptable carrier” or “pharmaceutically acceptable excipient” as used herein refers to any and all solvents, dispersion media, coatings, isotonic and absorption delaying agents, and the like, that are compatible with pharmaceutical administration. The use of such media and agents for pharmaceutically active substances is well known in the art. The compositions may also contain other active compounds providing supplemental, additional, or enhanced therapeutic functions.

[0051] The term “pharmaceutical composition” as used herein refers to a composition comprising at least one compound as disclosed herein formulated together with one or more pharmaceutically acceptable carriers.

[0052] “Individual,” “patient,” or “subject” are used interchangeably and include to any animal, including mammals, preferably mice, rats, other rodents, rabbits, dogs, cats, swine, cattle, sheep, horses, or primates, and most preferably humans. The compounds of the invention can be administered to a mammal, such as a human, but can also be other mammals such as an animal in need of veterinary treatment, *e.g.*, domestic animals (*e.g.*, dogs, cats, and the like), farm animals (*e.g.*, cows, sheep, pigs, horses, and the like) and laboratory animals (*e.g.*, rats, mice, guinea pigs, and the like). The mammal treated in the methods of the invention is desirably a mammal in whom modulation of PPAR and/or EGF receptors is desired. “Modulation” includes antagonism (*e.g.*, inhibition), agonism, partial antagonism and/or partial agonism.

[0053] In the present specification, the term “therapeutically effective amount” means the amount of the subject compound that will elicit the biological or medical response of a tissue, system, animal or human that is being sought by the researcher, veterinarian, medical doctor or other clinician. The compounds of the invention are administered in therapeutically effective amounts to treat a disease. Alternatively, a therapeutically effective amount of a compound is the quantity required to achieve a desired therapeutic and/or prophylactic effect, such as an amount which results in the prevention of or a decrease in the symptoms associated with a disease associated with PPAR and/or EGF receptors.

[0054] The term "pharmaceutically acceptable salt(s)" as used herein refers to salts of acidic or basic groups that may be present in compounds used in the present compositions. Compounds included in the present compositions that are basic in nature are capable of forming a wide variety of salts with various inorganic and organic acids. The acids that may be used to prepare pharmaceutically acceptable acid addition salts of such basic compounds are those that form non-toxic acid addition salts, i.e., salts containing pharmacologically acceptable anions, including but not limited to malate, oxalate, chloride, bromide, iodide, nitrate, sulfate, bisulfate, phosphate, acid phosphate, isonicotinate, acetate, lactate, salicylate, citrate, tartrate, oleate, tannate, pantothenate, bitartrate, ascorbate, succinate, maleate, gentisinate, fumarate, gluconate, glucuronate, saccharate, formate, benzoate, glutamate, methanesulfonate, ethanesulfonate, benzenesulfonate, *p*-toluenesulfonate and pamoate (i.e., 1,1'-methylene-bis-(2-hydroxy-3-naphthoate)) salts. Compounds included in the present compositions that include an amino moiety may form pharmaceutically acceptable salts with various amino acids, in addition to the acids mentioned above. Compounds included in the present compositions that are acidic in nature are capable of forming base salts with various pharmacologically acceptable cations. Examples of such salts include alkali metal or alkaline earth metal salts and, particularly, calcium, magnesium, sodium, lithium, zinc, potassium, and iron salts.

[0055] The compounds of the disclosure may contain one or more chiral centers and/or double bonds and, therefore, exist as stereoisomers, such as geometric isomers, enantiomers or diastereomers. The term "stereoisomers" when used herein consist of all geometric isomers, enantiomers or diastereomers. These compounds may be designated by the symbols "R" or "S," depending on the configuration of substituents around the stereogenic carbon atom. The present invention encompasses various stereoisomers of these compounds and mixtures thereof. Stereoisomers include enantiomers and diastereomers. Mixtures of enantiomers or diastereomers may be designated "(±)" in nomenclature, but the skilled artisan will recognize that a structure may denote a chiral center implicitly.

[0056] Individual stereoisomers of compounds of the present invention can be prepared synthetically from commercially available starting materials that contain asymmetric or stereogenic centers, or by preparation of racemic mixtures followed by resolution methods well known to those of ordinary skill in the art. These methods of resolution are exemplified by (1) attachment of a mixture of enantiomers to a chiral auxiliary, separation of the resulting mixture of diastereomers by recrystallization or chromatography and liberation of the optically pure product from the auxiliary, (2) salt formation employing an optically active resolving agent, or (3) direct separation of the mixture of optical enantiomers on chiral chromatographic columns. Stereoisomeric mixtures can also be resolved into their component stereoisomers by well known

methods, such as chiral-phase gas chromatography, chiral-phase high performance liquid chromatography, crystallizing the compound as a chiral salt complex, or crystallizing the compound in a chiral solvent. Stereoisomers can also be obtained from stereomerically-pure intermediates, reagents, and catalysts by well known asymmetric synthetic methods.

[0057] Geometric isomers can also exist in the compounds of the present invention. The symbol \equiv denotes a bond that may be a single, double or triple bond as described herein. The present invention encompasses the various geometric isomers and mixtures thereof resulting from the arrangement of substituents around a carbon-carbon double bond or arrangement of substituents around a carbocyclic ring. Substituents around a carbon-carbon double bond are designated as being in the “*Z*” or “*E*” configuration wherein the terms “*Z*” and “*E*” are used in accordance with IUPAC standards. Unless otherwise specified, structures depicting double bonds encompass both the “*E*” and “*Z*” isomers.

[0058] Substituents around a carbon-carbon double bond alternatively can be referred to as “*cis*” or “*trans*,” where “*cis*” represents substituents on the same side of the double bond and “*trans*” represents substituents on opposite sides of the double bond. The arrangement of substituents around a carbocyclic ring are designated as “*cis*” or “*trans*.” The term “*cis*” represents substituents on the same side of the plane of the ring and the term “*trans*” represents substituents on opposite sides of the plane of the ring. Mixtures of compounds wherein the substituents are disposed on both the same and opposite sides of plane of the ring are designated “*cis/trans*.”

[0059] The compounds disclosed herein can exist in solvated as well as unsolvated forms with pharmaceutically acceptable solvents such as water, ethanol, and the like, and it is intended that the invention embrace both solvated and unsolvated forms. In one embodiment, the compound is amorphous. In one embodiment, the compound is a polymorph. In another embodiment, the compound is in a crystalline form.

[0060] The invention also embraces isotopically labeled compounds of the invention which are identical to those recited herein, except that one or more atoms are replaced by an atom having an atomic mass or mass number different from the atomic mass or mass number usually found in nature. Examples of isotopes that can be incorporated into compounds of the invention include isotopes of hydrogen, carbon, nitrogen, oxygen, phosphorus, fluorine and chlorine, such as ^2H , ^3H , ^{13}C , ^{14}C , ^{15}N , ^{18}O , ^{17}O , ^{31}P , ^{32}P , ^{35}S , ^{18}F , and ^{36}Cl , respectively.

[0061] Certain isotopically-labeled disclosed compounds (*e.g.*, those labeled with ^3H and ^{14}C) are useful in compound and/or substrate tissue distribution assays. Tritiated (*i.e.*, ^3H) and carbon-14 (*i.e.*, ^{14}C) isotopes are particularly preferred for their ease of preparation and detectability. Further, substitution with heavier isotopes such as deuterium (*i.e.*, ^2H) may afford

certain therapeutic advantages resulting from greater metabolic stability (*e.g.*, increased *in vivo* half-life or reduced dosage requirements) and hence may be preferred in some circumstances. Isotopically labeled compounds of the invention can generally be prepared by following procedures analogous to those disclosed in the *e.g.*, Examples herein by substituting an isotopically labeled reagent for a non-isotopically labeled reagent.

[0062] The term “prodrug” refers to compounds that are transformed *in vivo* to yield a disclosed compound or a pharmaceutically acceptable salt, hydrate or solvate of the compound. The transformation may occur by various mechanisms, such as through hydrolysis in blood. For example, if a compound of the invention or a pharmaceutically acceptable salt, hydrate or solvate of the compound contains a carboxylic acid functional group, a prodrug can comprise an ester formed by the replacement of the hydrogen atom of the acid group with a group such as (C₁-C₈)alkyl, (C₂-C₁₂)alkanoyloxymethyl, 1-(alkanoyloxy)ethyl having from 4 to 9 carbon atoms, 1-methyl-1-(alkanoyloxy)-ethyl having from 5 to 10 carbon atoms, alkoxycarbonyloxymethyl having from 3 to 6 carbon atoms, 1-(alkoxycarbonyloxy)ethyl having from 4 to 7 carbon atoms, 1-methyl-1-(alkoxycarbonyloxy)ethyl having from 5 to 8 carbon atoms, N-(alkoxycarbonyl)aminomethyl having from 3 to 9 carbon atoms, 1-(N-(alkoxycarbonyl)amino)ethyl having from 4 to 10 carbon atoms, 3-phthalidyl, 4-crotonolactonyl, gamma-butyrolacton-4-yl, di-N,N-(C₁-C₂)alkylamino(C₂-C₃)alkyl (such as β-dimethylaminoethyl), carbamoyl-(C₁-C₂)alkyl, N,N-di(C₁-C₂)alkylcarbamoyl-(C₁-C₂)alkyl and piperidino-, pyrrolidino- or morpholino(C₂-C₃)alkyl.

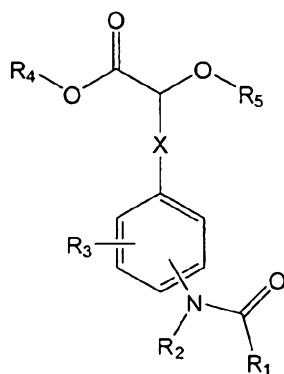
[0063] Similarly, if a compound of the invention contains an alcohol functional group, a prodrug can be formed by the replacement of the hydrogen atom of the alcohol group with a group such as (C₁-C₆)alkanoyloxymethyl, 1-((C₁-C₆)alkanoyloxy)ethyl, 1-methyl-1-((C₁-C₆)alkanoyloxy)ethyl (C₁-C₆)alkoxycarbonyloxymethyl, N-(C₁-C₆)alkoxycarbonylaminomethyl, succinoyl, (C₁-C₆)alkanoyl, α-amino(C₁-C₄)alkanoyl, arylacyl and α-aminoacyl, or α-aminoacyl-α-aminoacyl, where each α-aminoacyl group is independently selected from the naturally occurring L-amino acids, P(O)(OH)₂, -P(O)(O(C₁-C₆)alkyl)₂ or glycosyl (the radical resulting from the removal of a hydroxyl group of the hemiacetal form of a carbohydrate).

[0064] If a compound of the invention incorporates an amine functional group, a prodrug can be formed by the replacement of a hydrogen atom in the amine group with a group such as R-carbonyl, RO-carbonyl, NRR'-carbonyl where R and R' are each independently (C₁-C₁₀)alkyl, (C₃-C₇)cycloalkyl, benzyl, or R-carbonyl is a natural α-aminoacyl or natural α-aminoacyl-natural α-aminoacyl, —C(OH)C(O)OY¹ wherein Y¹ is H, (C₁-C₆)alkyl or benzyl, -C(OY²)Y³ wherein Y² is (C₁-C₄) alkyl and Y³ is (C₁-C₆)alkyl, carboxy(C₁-C₆)alkyl, amino(C₁-C₄)alkyl or mono-N— or

di-N,N—(C₁-C₆)alkylaminoalkyl, —C(Y⁴)Y⁵ wherein Y⁴ is H or methyl and Y⁵ is mono-N— or di-N,N—(C₁-C₆)alkylamino, morpholino, piperidin-1-yl or pyrrolidin-1-yl.

Compounds

[0065] The disclosure provides, at least in part, compounds represented by formula I, as depicted below. Also contemplated herein are compositions that include a compound represented by formula I and e.g., a pharmaceutically or cosmetically acceptable carrier or excipient.



I

wherein X is C₁-C₃alkylene, optionally substituted with one, two or three substituents selected from halogen or hydroxyl;

R₁ is selected from the group consisting of C₁-C₆alkyl, C₃-C₆cycloalkyl, C₂-C₆alkenyl, and C₂-C₆alkynyl;

R₂ is selected from the group consisting of hydrogen and C₁-C₆alkyl;

R₃ is independently selected, for each occurrence from the group consisting of hydrogen, C₁-C₆alkoxy, C₁-C₆alkyl, cyano, C₃-C₆cycloalkyl, halogen, hydroxyl, and nitro;

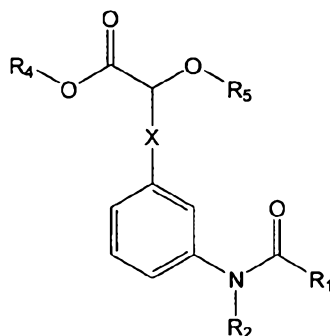
R₄ is selected from the group consisting of hydrogen and C₁-C₆alkyl;

R₅ is C₁-C₆alkyl;

or pharmaceutically acceptable salts or N-oxides thereof.

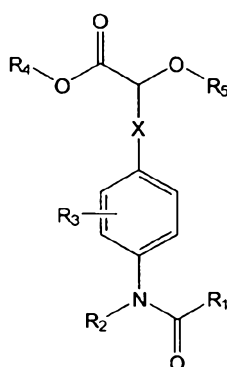
[0066] In one embodiment, R₁ can be C₁-C₆alkyl, such as methyl. In one embodiment, R₂ can be hydrogen. In another embodiment, R₃ can be selected from the group consisting of hydrogen, C₁-C₆alkyl, halogen, and hydroxyl. In a further embodiment, R₃ can be hydrogen. In one embodiment, R₄ and R₅ can each be C₁-C₆alkyl. In another embodiment, R₄ may be hydrogen and R₅ may be methyl. In one embodiment, X may be (CH₂)_n, wherein n is 1 or 2, such as 1.

[0067] In another embodiment, -NR₂-COR₁ can be in the meta position relative to X as shown in formula III.



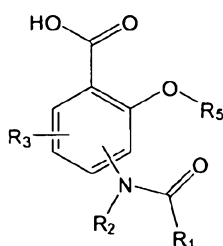
III

[0068] In another embodiment, $-NR_2-COR_1$ can be in the para position relative to X as shown in formula IV.



IV

[0069] The disclosure provides, at least in part, compounds represented by formula II, as depicted below. Also contemplated herein are compositions that include a compound represented by formula II and e.g., a pharmaceutically acceptable carrier.



II

wherein R_1 is selected from the group consisting of C_1 - C_6 alkyl, C_3 - C_6 cycloalkyl, C_2 - C_6 alkenyl, and C_2 - C_6 alkynyl;

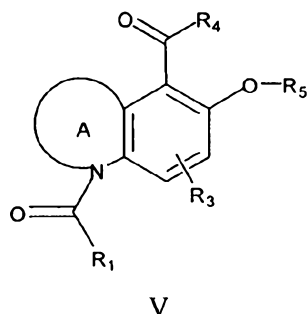
R_2 is selected from the group consisting of hydrogen and C_1 - C_6 alkyl;

R_3 is independently selected, for each occurrence from the group consisting of hydrogen, C_1 - C_6 alkoxy, C_1 - C_6 alkyl, cyano, C_3 - C_6 cycloalkyl, halogen, hydroxyl, and nitro;

R_5 is hydrogen or C_1 - C_6 alkyl;

or pharmaceutically acceptable salts or N-oxides thereof.

[0070] Compounds of Formula V are also contemplated as shown below, as well as compositions that include a compound represented by formula V and e.g., a pharmaceutically acceptable carrier.



wherein R_1 is selected from the group consisting of C_1 - C_6 alkyl, C_3 - C_6 cycloalkyl, C_2 - C_6 alkenyl, and C_2 - C_6 alkynyl;

R_3 is independently selected, for each occurrence from the group consisting of hydrogen, C_1 - C_6 alkoxy, C_1 - C_6 alkyl, cyano, C_3 - C_6 cycloalkyl, halogen, hydroxyl, and nitro;

R_4 is selected from the group consisting of hydrogen and C_1 - C_6 alkyl;

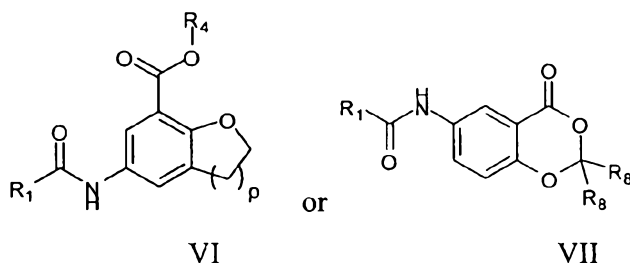
R_5 is hydrogen or C_1 - C_6 alkyl; and

A is a fused five or six membered heterocycle;

or pharmaceutically acceptable salts or N-oxides thereof.

[0071] In one embodiment, R_1 can be C_1 - C_6 alkyl, such as methyl. In another embodiment, R_1 and R_3 can each be C_1 - C_6 alkyl, such as methyl. In one embodiment, R_2 can be hydrogen.

[0072] In some embodiments, a compound can be represented by



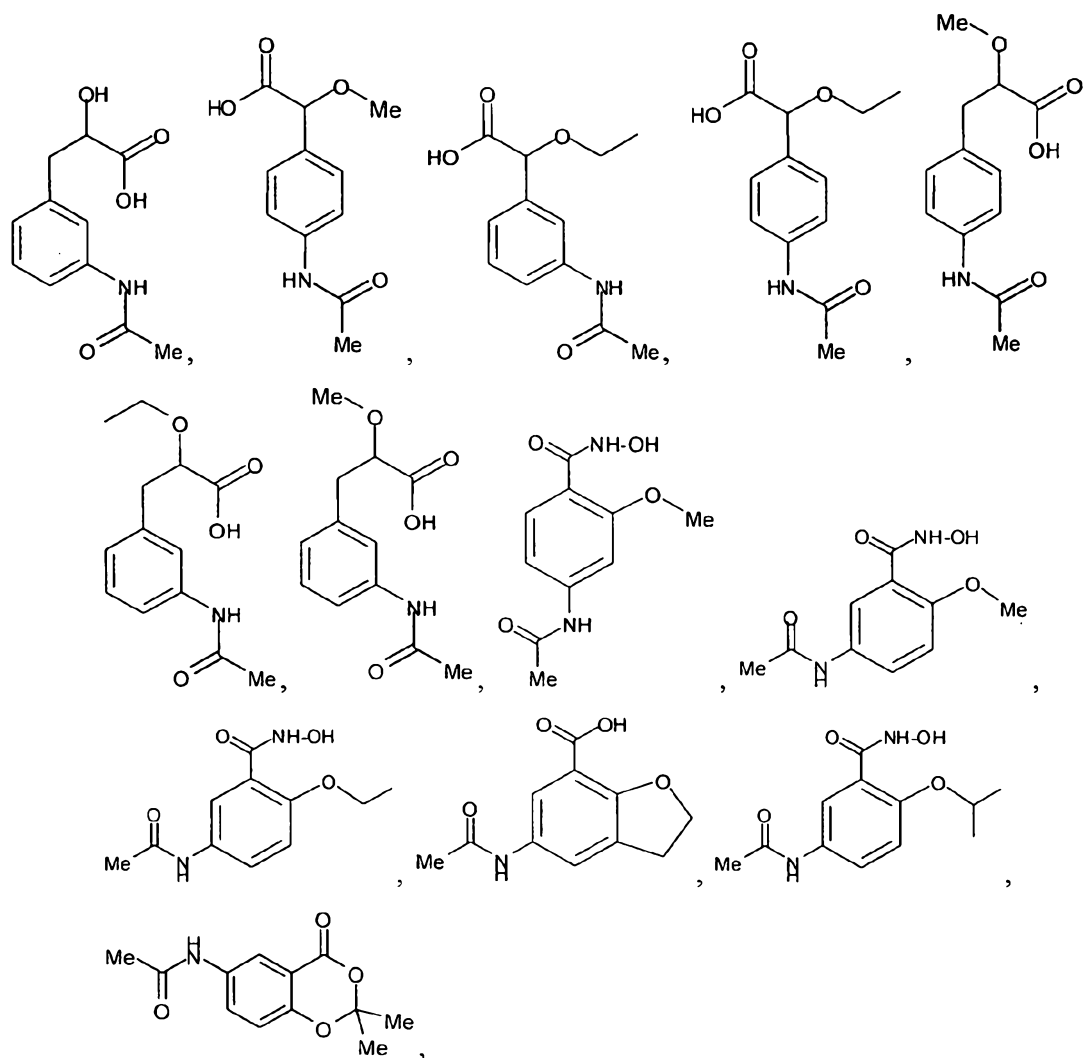
wherein p is 1 or 2;

R_1 is selected from the group consisting of C_1 - C_6 alkyl, C_3 - C_6 cycloalkyl, C_2 - C_6 alkenyl, and C_2 - C_6 alkynyl;

R_4 and R_8 are each independently selected from the group consisting of hydrogen and C_1 - C_6 alkyl;

or pharmaceutically acceptable salts or N-oxides thereof.

[0073] Contemplated compounds, and pharmaceutical compositions, comprising at least one compound, may be selected from the group consisting of: N-acetyl-(R)-(-)-3-(4-aminophenyl)-2-methoxypropionic acid (Compound A), N-acetyl-(S)-(-)-3-(4-aminophenyl)-2-methoxypropionic acid (Compound B), racemic N-acetyl-(S)-(-)-3-(4-aminophenyl)-2-methoxypropionic acid (compound AB);



4-acetamido-N-hydroxy-2-methoxybenzamide; 1-acetyl-6-methoxy-1,2,3,4-tetrahydroquinoline-5-carboxylic acid, 5-acetamido-2hydroxybenzoic acid (e.g., acetylated 5-aminosalicylic acid) or pharmaceutically acceptable salts or N-oxides thereof.

[0074] The present disclosure also provides pharmaceutical compositions comprising compounds as disclosed herein formulated together with one or more pharmaceutically or cosmetically acceptable carriers. These formulations include those suitable for oral, rectal, topical, buccal and parenteral (e.g., subcutaneous, intramuscular, intradermal, or intravenous) administration, or for topical use, e.g. as a cosmetic product. Although the most suitable form of

administration in any given case will depend on the degree and severity of the condition being treated and on the nature of the particular compound being used.

Therapeutic Applications

[0075] The disclosure further provides, in some embodiments, methods of modulating activity of one or more PPAR and/or EGF receptors comprising exposing said receptor to a compound of the invention. For example, provided herein are methods of treating a disease associated with expression or activity of one or more PPAR and/or EGF receptors in a patient comprising administering to the patient a therapeutically effective amount of a compound of the invention.

[0076] The disclosure is directed at least in part to treating or ameliorating hair disorders using e.g. a disclosed compound. For example, methods of stimulating hair growth is provided, wherein a disclosed compound (or e.g., a composition that includes a disclosed compound) is administered to a subject in need thereof, e.g. topically administered. .

[0077] In some embodiments, a method of treating or ameliorating hair loss or hair depigmentation in a patient suffering from, (or anticipating suffering from) unwanted hair loss or unwanted depigmentation is provided, comprising administering an effective amount of a composition comprising a disclosed compound. Contemplated methods include those that slow formation of grey hair, or substantially slow hair loss, as compared to, for example, hair loss or depigmentation without the contemplated treatment. Methods of treating vitiligo, alopecia areata, androgenetic alopecia and/or telogenic defluvium are also contemplated.

[0078] For example, continuous sebum production can increase in acne patients; and application of a sebum inhibitor, such as disclosed herein, may be useful in the treatment of acne, seborrhea or alopecia. In another example, chronic inflammation of hair follicles (keratinocytes) can be an indication of e.g., androgenic alopecia. An inhibitor of such inflammation such as disclosed herein can be useful in e.g., the treatment of hair loss.

[0079] The compounds of the invention may be administered to subjects (animals and/or humans) in need of such treatment in dosages that will provide optimal pharmaceutical efficacy. It will be appreciated that the dose required for use in any particular application will vary from patient to patient, not only with the particular compound or composition selected, but also with the route of administration, the nature of the condition being treated, the age and condition of the patient, concurrent medication or special diets then being followed by the patient, and other factors which those skilled in the art will recognize, with the appropriate dosage ultimately being at the discretion of the attendant physician. For treating clinical conditions and diseases noted above, the compound of this invention may be administered orally, topically, parenterally, by inhalation spray or rectally in dosage unit formulations containing conventional non-toxic

pharmaceutically acceptable carriers, adjuvants and vehicles. The term parenteral as used herein includes subcutaneous injections, intravenous, intramuscular, intrasternal injection or infusion techniques.

[0080] Generally, a therapeutically effective amount of active component will be in the range of from about 0.1 mg/kg to about 100 mg/kg, optionally from about 1 mg/kg to about 100 mg/kg, optionally from about 1 mg/kg to 10 mg/kg. The amount administered will depend on variables such as the type and extent of disease or indication to be treated, the overall health status of the particular patient, the relative biological efficacy of the compounds, formulation of compounds, the presence and types of excipients in the formulation, and the route of administration. The initial dosage administered may be increased beyond the upper level in order to rapidly achieve the desired blood-level or tissue level, or the initial dosage may be smaller than the optimum and the daily dosage may be progressively increased during the course of treatment depending on the particular situation. Human dosage can be optimized, e.g., in a conventional Phase I dose escalation study designed to run from 0.5 mg/kg to 20 mg/kg. Dosing frequency can vary, depending on factors such as route of administration, dosage amount and the disease condition being treated. Exemplary dosing frequencies are once per day, once per week and once every two weeks.

[0081] Contemplated formulations or compositions comprise a disclosed compound and typically may also include a pharmaceutically acceptable carrier or excipient.

[0082] In some embodiments, contemplated compositions may also include other agents, e.g. hair stimulating agents such as Procapil™, latanprost, minoxidil, finasteride, dutasteride, and/or spironolactone. Also contemplated herein are disclosed methods which may, in some embodiments, further comprise administering one or more hair stimulating agents, such as those above.

[0083] Contemplated compositions may be administered by various means, depending on their intended use, as is well known in the art. For example, if compositions of the present invention are to be administered orally, they may be formulated as tablets, capsules, granules, powders or syrups. Alternatively, formulations of the present invention may be administered parenterally as injections (intravenous, intramuscular or subcutaneous), drop infusion preparations or enemas or suppositories. For application by the ophthalmic mucous membrane route, compositions of the present invention may be formulated as eyedrops or eye ointments. These formulations may be prepared by conventional means, and, if desired, the compositions may be mixed with any conventional additive, such as an excipient, a binder, a disintegrating agent, a lubricant, a corrigent, a solubilizing agent, a suspension aid, an emulsifying agent or a coating agent.

[0084] In formulations of the subject invention, wetting agents, emulsifiers and lubricants, such as sodium lauryl sulfate and magnesium stearate, as well as coloring agents, release agents, coating agents, sweetening, flavoring and perfuming agents, preservatives and antioxidants may be present in the formulated agents.

[0085] Subject compositions may be suitable for oral, nasal, topical (including buccal and sublingual), rectal, vaginal, aerosol and/or parenteral administration. The formulations may conveniently be presented in unit dosage form and may be prepared by any methods well known in the art of pharmacy. The amount of composition that may be combined with a carrier material to produce a single dose vary depending upon the subject being treated, and the particular mode of administration.

[0086] Methods of preparing these formulations include the step of bringing into association compositions of the present invention with the carrier and, optionally, one or more accessory ingredients. In general, the formulations are prepared by uniformly and intimately bringing into association agents with liquid carriers, or finely divided solid carriers, or both, and then, if necessary, shaping the product.

[0087] Formulations suitable for oral administration may be in the form of capsules, cachets, pills, tablets, lozenges (using a flavored basis, usually sucrose and acacia or tragacanth), powders, granules, or as a solution or a suspension in an aqueous or non-aqueous liquid, or as an oil-in-water or water-in-oil liquid emulsion, or as an elixir or syrup, or as pastilles (using an inert base, such as gelatin and glycerin, or sucrose and acacia), each containing a predetermined amount of a subject composition thereof as an active ingredient. Compositions of the present invention may also be administered as a bolus, electuary, or paste.

[0088] In solid dosage forms for oral administration (capsules, tablets, pills, film-coated tablets, sugar-coated tablets, powders, granules and the like), the subject composition is mixed with one or more pharmaceutically acceptable carriers, such as sodium citrate or dicalcium phosphate, and/or any of the following: (1) fillers or extenders, such as starches, lactose, sucrose, glucose, mannitol, and/or silicic acid; (2) binders, such as, for example, carboxymethylcellulose, alginates, gelatin, polyvinyl pyrrolidone, sucrose and/or acacia; (3) humectants, such as glycerol; (4) disintegrating agents, such as agar-agar, calcium carbonate, potato or tapioca starch, alginic acid, certain silicates, and sodium carbonate; (5) solution retarding agents, such as paraffin; (6) absorption accelerators, such as quaternary ammonium compounds; (7) wetting agents, such as, for example, acetyl alcohol and glycerol monostearate; (8) absorbents, such as kaolin and bentonite clay; (9) lubricants, such as talc, calcium stearate, magnesium stearate, solid polyethylene glycols, sodium lauryl sulfate, and mixtures thereof; and (10) coloring agents. In the case of capsules, tablets and pills, the compositions may also comprise buffering agents.

Solid compositions of a similar type may also be employed as fillers in soft and hard-filled gelatin capsules using such excipients as lactose or milk sugars, as well as high molecular weight polyethylene glycols and the like..

[0089] Liquid dosage forms for oral administration include pharmaceutically acceptable emulsions, microemulsions, solutions, suspensions, syrups and elixirs. In addition to the subject composition, the liquid dosage forms may contain inert diluents commonly used in the art, such as, for example, water or other solvents, solubilizing agents and emulsifiers, such as ethyl alcohol, isopropyl alcohol, ethyl carbonate, ethyl acetate, benzyl alcohol, benzyl benzoate, propylene glycol, 1,3-butylene glycol, oils (in particular, cottonseed, groundnut, corn, germ, olive, castor and sesame oils), glycerol, tetrahydrofuryl alcohol, polyethylene glycols and fatty acid esters of sorbitan, cyclodextrins and mixtures thereof.

[0090] Suspensions, in addition to the subject composition, may contain suspending agents as, for example, ethoxylated isostearyl alcohols, polyoxyethylene sorbitol and sorbitan esters, microcrystalline cellulose, aluminum metahydroxide, bentonite, agar-agar and tragacanth, and mixtures thereof.

[0091] Dosage forms for transdermal or topical administration of a subject composition include powders, sprays, ointments, pastes, creams, lotions, gels, solutions, patches and inhalants. The active component may be mixed under sterile conditions with a pharmaceutically acceptable carrier, and with any preservatives, buffers, or propellants which may be required.

[0092] The ointments, pastes, creams and gels may contain, in addition to a subject composition, excipients, such as animal and vegetable fats, oils, waxes, paraffins, starch, tragacanth, cellulose derivatives, polyethylene glycols, silicones, bentonites, silicic acid, talc and zinc oxide, or mixtures thereof.

[0093] Powders and sprays may contain, in addition to a subject composition, excipients such as lactose, talc, silicic acid, aluminum hydroxide, calcium silicates and polyamide powder, or mixtures of these substances. Sprays may additionally contain customary propellants, such as chlorofluorohydrocarbons and volatile unsubstituted hydrocarbons, such as butane and propane.

[0094] Compositions and compounds of the present disclosure may alternatively be administered by aerosol. This is accomplished by preparing an aqueous aerosol, liposomal preparation or solid particles containing the compound. A non-aqueous (e.g., fluorocarbon propellant) suspension could be used. Sonic nebulizers may be used because they minimize exposing the agent to shear, which may result in degradation of the compounds contained in the subject compositions.

[0095] Ordinarily, an aqueous aerosol is made by formulating an aqueous solution or suspension of a subject composition together with conventional pharmaceutically acceptable

carriers and stabilizers. The carriers and stabilizers vary with the requirements of the particular subject composition, but typically include non-ionic surfactants (Tweens, Pluronic, or polyethylene glycol), innocuous proteins like serum albumin, sorbitan esters, oleic acid, lecithin, amino acids such as glycine, buffers, salts, sugars or sugar alcohols. Aerosols generally are prepared from isotonic solutions.

[0096] Pharmaceutical compositions of this invention suitable for parenteral administration comprise a subject composition in combination with one or more pharmaceutically-acceptable sterile isotonic aqueous or non-aqueous solutions, dispersions, suspensions or emulsions, or sterile powders which may be reconstituted into sterile injectable solutions or dispersions just prior to use, which may contain antioxidants, buffers, bacteriostats, solutes which render the formulation isotonic with the blood of the intended recipient or suspending or thickening agents.

[0097] Examples of suitable aqueous and non-aqueous carriers which may be employed in the pharmaceutical compositions of the invention include water, ethanol, polyols (such as glycerol, propylene glycol, polyethylene glycol, and the like), and suitable mixtures thereof, vegetable oils, such as olive oil, and injectable organic esters, such as ethyl oleate and cyclodextrins. Proper fluidity may be maintained, for example, by the use of coating materials, such as lecithin, by the maintenance of the required particle size in the case of dispersions, and by the use of surfactants. The efficacy of treatment with the subject compositions may be determined in a number of fashions known to those of skill in the art.

[0098] Throughout the description, where compositions are described as having, including, or comprising specific components, it is contemplated that compositions also consist essentially of, or consist of, the recited components. Similarly, where processes are described as having, including, or comprising specific process steps, the processes also consist essentially of, or consist of, the recited processing steps. Except where indicated otherwise, the order of steps or order for performing certain actions are immaterial so long as the invention remains operable. Moreover, unless otherwise noted, two or more steps or actions may be conducted simultaneously.

[0099]

EXAMPLES

[00100] The compounds disclosed herein can be prepared in a number of ways well known to one skilled in the art of organic synthesis. More specifically, compounds of the invention may be prepared using the reactions and techniques described herein. In the description of the synthetic methods described below, it is to be understood that all proposed

reaction conditions, including choice of solvent, reaction atmosphere, reaction temperature, duration of the experiment and workup procedures, can be chosen to be the conditions standard for that reaction, unless otherwise indicated. It is understood by one skilled in the art of organic synthesis that the functionality present on various portions of the molecule should be compatible with the reagents and reactions proposed. Substituents not compatible with the reaction conditions will be apparent to one skilled in the art, and alternate methods are therefore indicated. The starting materials for the examples are either commercially available or are readily prepared by standard methods from known materials.

Example 1 Preparation of N-acetyl-(R)-(-)-3-(4-aminophenyl)-2-methoxypropionic acid (N-Acetyl E2); Compound A

[00101] To (R)-(-)-3-(4-aminophenyl)-2-methoxypropionic acid (40 g) in a 0.5L glass reactor was added ethyl acetate (80 g) and acetic anhydride (62.8 g). The mixture was stirred at 90 °C for 1 hour. Upon cooling, the solvent was removed by vacuum distillation, providing an oily residue. To this residue was added water (120 g) and ethyl acetate (120 g). After stirring for 10 min at 35 °C, the layers were separated and the aqueous layer discarded. The organic layer solvent was removed by vacuum distillation. Acetone (120 g) was then added and the resulting mixture was warmed until dissolution was complete. The solution was cooled to 0 °C, and the product precipitated which was collected by filtration. The solid was rinsed with acetone (20 g) and dried at 65 °C to afford 26g of the title compound.

Example 2 In vitro testing in hair follicle organ culture

[00102] A Philpott model test system of microdissected organ-cultured hair follicles is used. Hair follicles and skin punches were divided into 4 groups (3 HF/well) incubated with the test substance Compound 'A in different concentrations for 6 days. On day 0, microdissection measurements of hair length are conducted. On day 1, the medium is changed and addition of compound A (with measurement of hair length). On day 3, the medium is changed and compound a is added (with measurement of hair length). On day 6, hair length is measured and embedding occurs. Figure 1 shows that compound A stimulates hair shaft elongating in a lower dose of compound A.

[00103] Using Fontana-Massan histomorphometry /melanin staining on cryosections, Figure 2 shows the stimulation of human hair follicle pigmentation by compound A. Figure 3 depicts a Fontana-Masson histochemitsry of hair follicle on use of compound A.

[00104] Ki-67/Tunel staining was also conduct on the hair follicles using fluorescent staining. Figure 4 depicts the follicle Ki67/Tunel immunohistomorphometry, and indicates that

high doses of compound A stimulates both proliferation and apoptosis of human hair matrix keratinocytes.

[00105] There is significant upregulation of K15 expression in the lower hair follicle in lower doses of compound A, while treated skin shows no measurable expression (see Figure 5). Figure 6 indicates significant upregulation of K19 cless in the lower hair follicle for lower concentration, while the 10x higher concentration shows down regulation (Figure 6). The skin shows no measurable expression.

Example 3 Keratinocytes

[00106] To assess the possible toxic or cytostatic effect of the substances under study, a spectrophotometric test (MTT) was carried out. The human primary keratinocytes, isolated from skin biopsies, were plated in wells of a 24-well plate in suitable medium with addition of antibiotics, calcium, and specific growth factors. At around 70% confluence, the cells were exposed to the presence of Compound A, at various concentrations (0.1-1-2 mM), for 24 and 48 h in suitable medium with addition of antibiotics, calcium, but no growth factors. This culture condition was done for all the subsequent experiments. At the end of the treatment, the MTT test was done. The results are indicated in Figure 7. Compound A in all concentrations used did not show any effect on cellular vitality.

Example 4 TNF alpha

[00107] Analysis of the inhibition of compound A of the mRNA induction of the proinflammatory cytokine TNF-alpha by H₂O₂ was carried out by Real time RT-PCR. The keratinocytes were plated in dishes of 6 cm/Ø. At 80% confluence, the cells were treated with H₂O₂ (300µM) in presence of Compound A at the three concentrations (0.01-0.1-0.5 mM) for 6 h. At the end of the treatment, the cells were lysed in a lysis buffer and subjected to isolation and subsequent retrotranscription of the RNA. Compound A proved able to inhibit the expression of the mRNA of TNF-α induced by H₂O₂ at the two higher doses (0.1 mM; 0.5 mM). The higher dose demonstrated a complete inhibition of the proinflammatory cytokine with an effect similar to troglitazone (Tg). (Figure 8)

Example 5 Inhibition of mRNA expression of IL-6 induced by presence of IFN-γ.

[00108] Analysis of the inhibition by compound A of the mRNA induction of the proinflammatory cytokine IL-6 by IFN-γ was done through Real time RT-PCR. The keratinocytes were plated in dishes of 6 cm/Ø.

[00109] At 80% confluence, the cells were treated with IFN- γ (30 ng/ml) in presence of compound A at the three concentrations (0.01-0.1-0.5 mM) for 6 h. At the end of the treatment, the cells were lysed in a lysis buffer and subjected to isolation and subsequent retrotranscription of the RNA. The results (as shown in Figure 9) reveal the ability of Compound A to inhibit the expression of the inflammatory cytokine induced by presence of IFN- γ which does not appear to be dose-dependent.

Example 6 Inhibitory capacity on the activation of nuclear factor NF-kB induced by presence of H₂O₂.

[00110] Evaluation of the inhibition by compound A of the activation of nuclear transcription factor NF-kB induced by the presence of H₂O₂ was done by analysis in cytofluorimetry.

[00111] The keratinocytes were plated in wells of a 12-well plate. At 80% confluence, the cells were treated with H₂O₂ (300 μ M) in presence of compound A at the three concentrations (0.01-0.1-0.5 mM) for 1 h. At the end of the treatment, the cells were fixed in paraformaldehyde, permeabilized in methanol and then incubated in presence of the specific antibody of subunit p65. Compound A revealed an inhibitory effect on the activation and subsequent translocation of NF-kB in dose-dependent manner (Figure 10).

Example 7 Inhibition of protein expression of IL-6 induced by presence of LPS

[00112] Analysis of the inhibition by Compound A of the protein induction of IL-6 by LPS (lipopolysaccharide) was done with the ELISA kit. The keratinocytes were plated in wells of a 24-well plate. At 80% confluence, the cells were treated with LPS (10 μ g/ml) in presence of compound A at the three concentrations (0.01-0.1-0.5 mM) for 24 h. At the end of the treatment, the supernatant was decanted, centrifuged so as to remove any cell detritus, and kept at -80°C until the time of the analysis. The quantity of IL-6 present in the supernatant was normalized by the protein concentration of the sample itself. The results (Figure 11) revealed the ability of compound A to inhibit, in dose-dependent manner, the protein expression of the inflammatory cytokine under study.

Example 8- Human sebocytes

[00113] To assess the possible toxic or cytostatic effect of the substances under study, a spectrophotometric test (MTT) was carried out. The sebocytes were plated in wells of a 24-well plate in suitable medium with addition of antibiotics, calcium and EGF. At roughly 70%

confluence, the cells were exposed to the presence of compound A, in various concentrations (0.1-0.5-1-2 mM), for 24 and 48 h. At the end of the treatment, the MTT test was performed. Compound A in all concentrations used demonstrated no effects on cell vitality. (Figure 12)

Example 9 Evaluation of the inhibitory capacity of a compound on sebogenesis induced by stimuli of lipid type (Linoleic acid, Testosterone)

[00114] Analysis of the inhibition by (compound A) of sebogenesis induced by treatment with linoleic acid (LA) and with testosterone (TST) was evaluated by spectrofluorimetry, using Nile Red as selective marker of intracellular lipids (Nile Red Assay). The sebocytes were plated in wells of a 24-well plate. Next day, they were deprived of serum (2%) and after 24 h they were stimulated, for another 24 h, with LA (10⁻⁴M), TST (20 nM) in presence or in absence of A (1 mM). At the end of the treatment, the sebocytes were stained with Nile Red. The quantitative analysis was done by spectrofluorimetry, which made it possible to distinguish between neutral lipids and polar lipids based on the different wavelength of excitation and emission. The data obtained revealed that the treatment with LA is able to induce lipid synthesis and that the combined LA+TST treatment further increases this effect. The presence of Compound A proved able to reduce the lipidogenic stimulus. (Figure 13).

Example 10 Evaluation of the inhibitory capacity on sebogenesis induced by stimuli of lipid type (Linoleic acid, Testosterone): evaluation of fatty acids and squalene.

[00115] In order to evaluate in greater detail the inhibition by Compound A of sebogenesis induced by LA and TST, assays were performed on the lipid extract of the sebocytes using gas chromatography coupled with mass spectrometry (GC-MS). The sebocytes were treated by the scheme described for the Nile Red assay. At the end of the treatment, the cells were removed and then the lipid extraction was done by using organic solvents. One part of the extract was used to analyze the fatty acid composition, while the other part was used for the determination of the quantity of squalene, a lipid characteristic of sebum. The fatty acid assay showed that the lipidogenic stimulus induced by the treatment with LA and LA+TST was reduced by the presence of A (Figure 14A). These results are confirmed by the squalene analysis. (Figure 14B)

Example 11 Evaluation of the inhibitory capacity on sebogenesis induced by stimuli of lipid type (Linoleic acid, Testosterone)

[00116] Analysis of the inhibition by compound A of sebogenesis induced by treatment with linoleic acid (LA) and with testosterone (TST) was evaluated by spectrofluorimetry, using

Nile Red as selective marker of intracellular lipids (Nile Red Assay). The sebocytes were plated in wells of a 24-well plate. Next day, they were deprived of serum (2%) and after 24 h they were stimulated, for another 24 h, with LA (10-4M), TST (20 nM) in presence or in absence of compound A (1 mM). At the end of the treatment, the sebocytes were stained with Nile Red. The quantitative analysis was done by spectrofluorimetry, which made it possible to distinguish between neutral lipids and polar lipids based on the different wavelength of excitation and emission. The data obtained (Figure 15) revealed that the treatment with LA is able to induce lipid synthesis and that the combined LA+TST treatment further increases this effect. The presence of A proved able to reduce the lipidogenic stimulus. No differences were observed in regard to the times of treatment with the A.

References

[00117] All publications and patents mentioned herein, including those items listed below, are hereby incorporated by reference in their entirety as if each individual publication or patent was specifically and individually incorporated by reference. In case of conflict, the present application, including any definitions herein, will control.

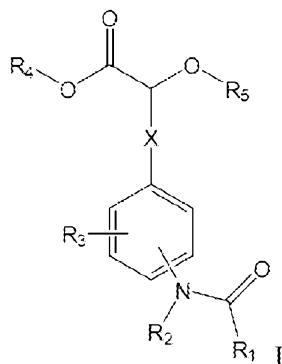
Equivalents

[00118] While specific embodiments of the subject invention have been discussed, the above specification is illustrative and not restrictive. Many variations of the invention will become apparent to those skilled in the art upon review of this specification. The full scope of the invention should be determined by reference to the claims, along with their full scope of equivalents, and the specification, along with such variations.

[00119] Unless otherwise indicated, all numbers expressing quantities of ingredients, reaction conditions, and so forth used in the specification and claims are to be understood as being modified in all instances by the term "about." Accordingly, unless indicated to the contrary, the numerical parameters set forth in this specification and attached claims are approximations that may vary depending upon the desired properties sought to be obtained by the present invention.

CLAIMS

1. A method for treating or ameliorating a hair related condition in a subject in need thereof, comprising administering an effective amount to the subject of a compound represented by Formula I:



wherein X is C₁-C₃alkylene, optionally substituted with one, two or three substituents selected from halogen or hydroxyl;

R₁ is selected from the group consisting of C₁-C₆alkyl, C₃-C₆cycloalkyl, C₂-C₆alkenyl, and C₂-C₆alkynyl;

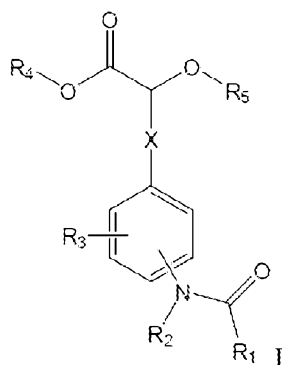
R₂ is selected from the group consisting of hydrogen and C₁-C₆alkyl;

R₃ is independently selected, for each occurrence from the group consisting of hydrogen, C₁-C₆alkoxy, C₁-C₆alkyl, cyano, C₃-C₆cycloalkyl, halogen, hydroxyl, and nitro;

R₄ is selected from the group consisting of hydrogen and C₁-C₆alkyl;

R₅ is hydrogen C₁-C₆alkyl; or pharmaceutically acceptable salt or N-oxide thereof.

2. Use of a compound represented by Formula I:



wherein X is C₁-C₃alkylene, optionally substituted with one, two or three substituents selected from halogen or hydroxyl;

R_1 is selected from the group consisting of C_1 - C_6 alkyl, C_3 - C_6 cycloalkyl, C_2 - C_6 alkenyl, and C_2 - C_6 alkynyl;

R_2 is selected from the group consisting of hydrogen and C_1 - C_6 alkyl;

R_3 is independently selected, for each occurrence from the group consisting of hydrogen, C_1 - C_6 alkoxy, C_1 - C_6 alkyl, cyano, C_3 - C_6 cycloalkyl, halogen, hydroxyl, and nitro;

R_4 is selected from the group consisting of hydrogen and C_1 - C_6 alkyl;

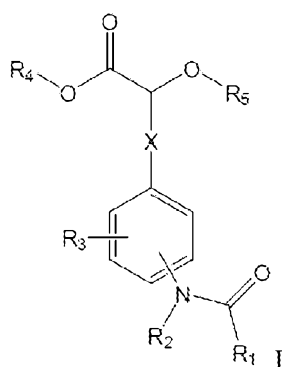
R_5 is hydrogen C_1 - C_6 alkyl; or a pharmaceutically acceptable salt or N-oxide thereof;

in manufacture of a medicament for treating or ameliorating a hair related condition.

3. The method of claim 1 or the use of claim 2, wherein the hair related condition is hair depigmentation, limited or short hair growth, hair loss, vitiligo, or alopecia.

4. The method or use of claim 3, wherein the alopecia is selected from the group consisting of: anagen alopecia, telogen alopecia, or alopecia areata.

5. A method of stimulating hair growth, comprising administering to a subject in need thereof an effective amount of a compound represented by Formula I:



wherein X is C_1 - C_3 alkylene, optionally substituted with one, two or three substituents selected from halogen or hydroxyl;

R_1 is selected from the group consisting of C_1 - C_6 alkyl, C_3 - C_6 cycloalkyl, C_2 - C_6 alkenyl, and C_2 - C_6 alkynyl;

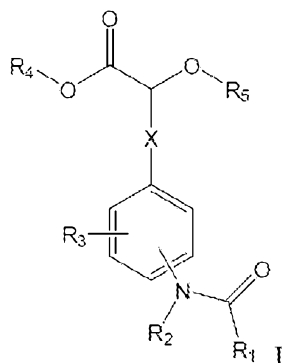
R_2 is selected from the group consisting of hydrogen and C_1 - C_6 alkyl;

R_3 is independently selected, for each occurrence from the group consisting of hydrogen, C_1 - C_6 alkoxy, C_1 - C_6 alkyl, cyano, C_3 - C_6 cycloalkyl, halogen, hydroxyl, and nitro;

R_4 is selected from the group consisting of hydrogen and C_1 - C_6 alkyl;

R_5 is hydrogen C_1 - C_6 alkyl; or pharmaceutically acceptable salt or N-oxide thereof.

6. Use of a compound represented by Formula I:



wherein X is C₁-C₃alkylene, optionally substituted with one, two or three substituents selected from halogen or hydroxyl;

R₁ is selected from the group consisting of C₁-C₆alkyl, C₃-C₆cycloalkyl, C₂-C₆alkenyl, and C₂-C₆alkynyl;

R₂ is selected from the group consisting of hydrogen and C₁-C₆alkyl;

R₃ is independently selected, for each occurrence from the group consisting of hydrogen, C₁-C₆alkoxy, C₁-C₆alkyl, cyano, C₃-C₆cycloalkyl, halogen, hydroxyl, and nitro;

R₄ is selected from the group consisting of hydrogen and C₁-C₆alkyl;

R₅ is hydrogen C₁-C₆alkyl; or a pharmaceutically acceptable salt or N-oxide thereof;

in manufacture of a medicament for stimulating hair growth.

7. The method or use of any one of claims 1-6, wherein the compound is administered topically.

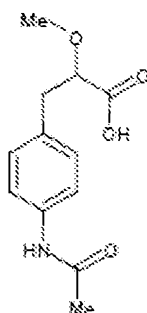
8. The method or use of any one of claims 1-7, wherein the compound is pharmaceutically or cosmetically acceptable.

9. The method or use of any one of claims 1-8, wherein the compound further comprises an hair stimulating agent.

10. The method or use of any one of claims 1-9, further comprising administering a hair stimulating agent.

11. The method or use of any one of claims 1-10, wherein R₁ is C₁-C₆alkyl.

12. The method or use of any one of claims 1-11, wherein R_1 is methyl.
13. The method or use of any one of claims 1-12, wherein, for each occurrence, R_3 is hydrogen.
14. The method or use of any one of claims 1-13, wherein R_5 is methyl or ethyl.
15. The method or use of any one of claims 1-13, wherein X is $(CH_2)_n$, wherein n is 1 or 2.
16. The method or use of claim 15, wherein n is 1.
17. The method or use of any one of claims 1-16, wherein R_2 is H.
18. The method or use of any one of claims 1-17, wherein R_4 is H.
19. The method or use of any one of claims 1-18, wherein R_5 is methyl.
20. The method or use of any one of claims 1-19, wherein the compound is



21. The method or use of any of claims 1-20, wherein the compound is N-acetyl-(R)-(-)-3-(4-aminophenyl)-2-methoxypropionic acid.
22. The method or use of any of claims 1-20, wherein the compound is N-acetyl-(S)-(-)-3-(4-aminophenyl)-2-methoxypropionic acid.

Giuliani International Limited
Patent Attorneys for the Applicant/Nominated Person
SPRUSON & FERGUSON

1/14

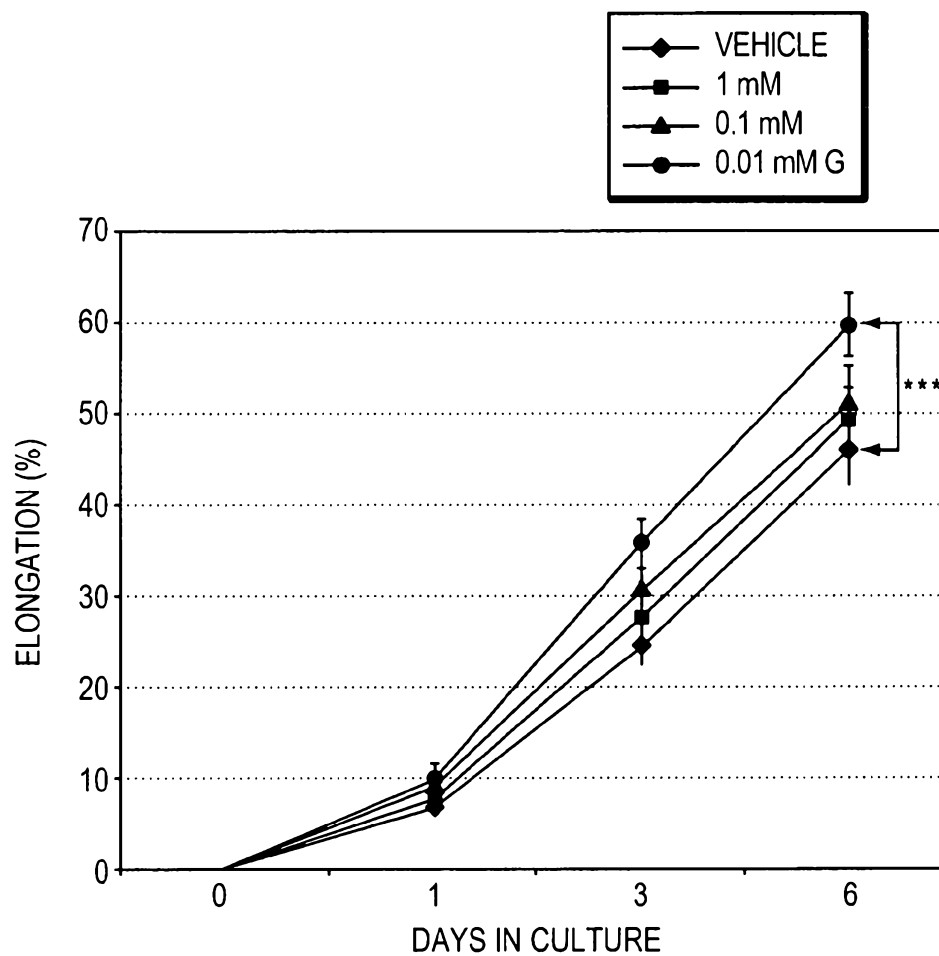


FIG. 1

+

2/14

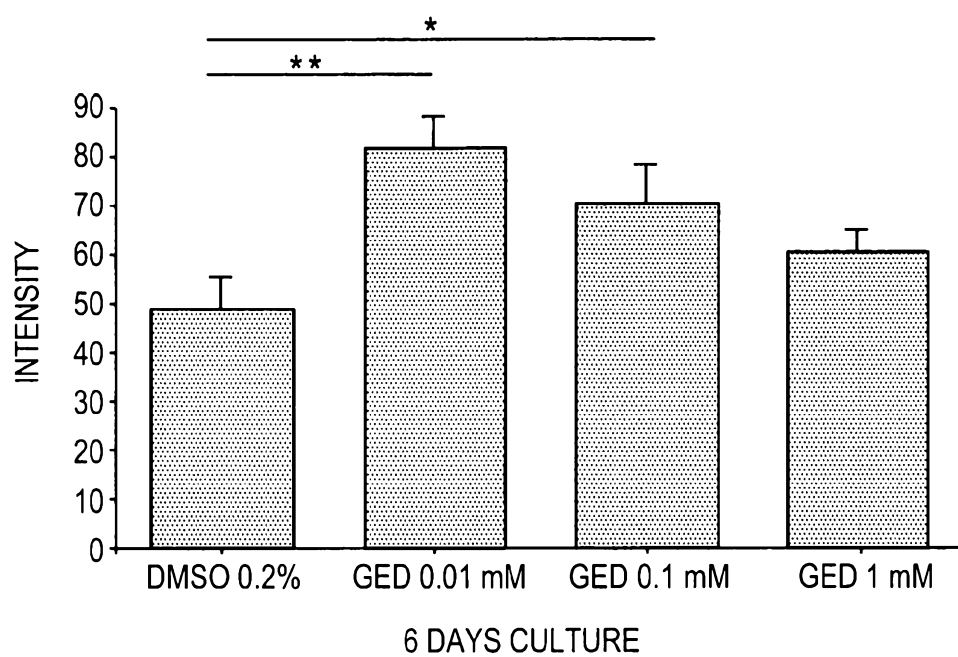


FIG. 2

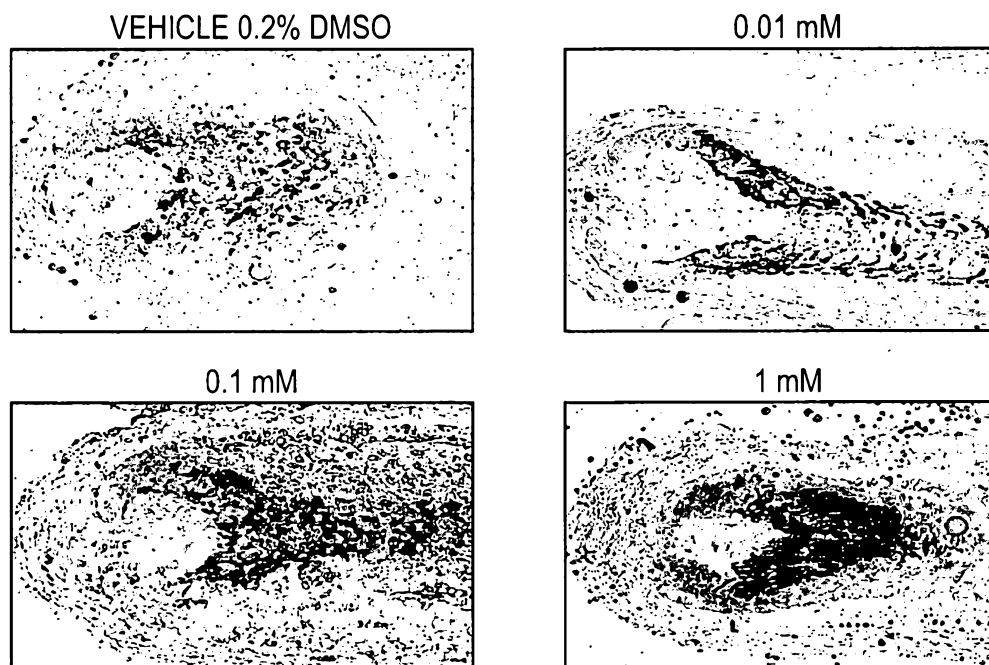


FIG. 3

+

3/14

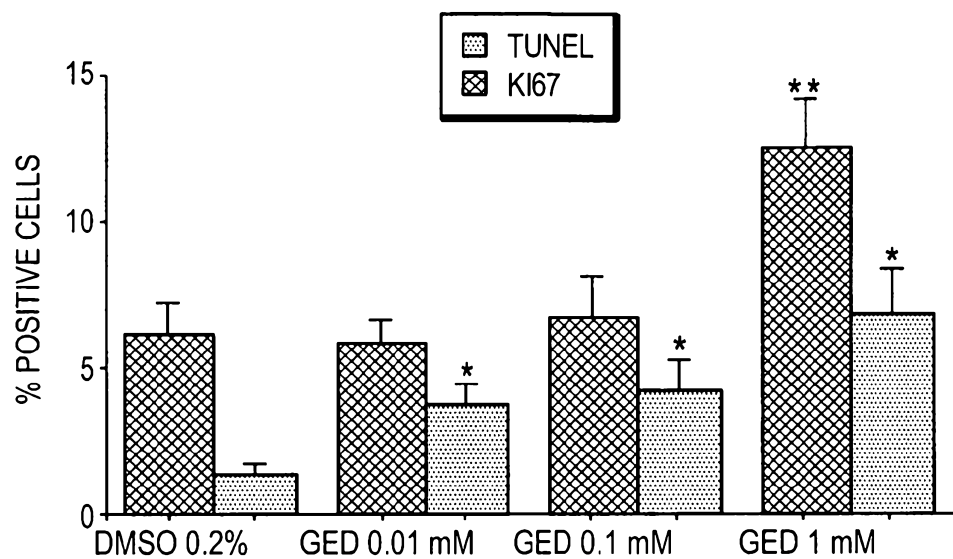


FIG. 4

4/14

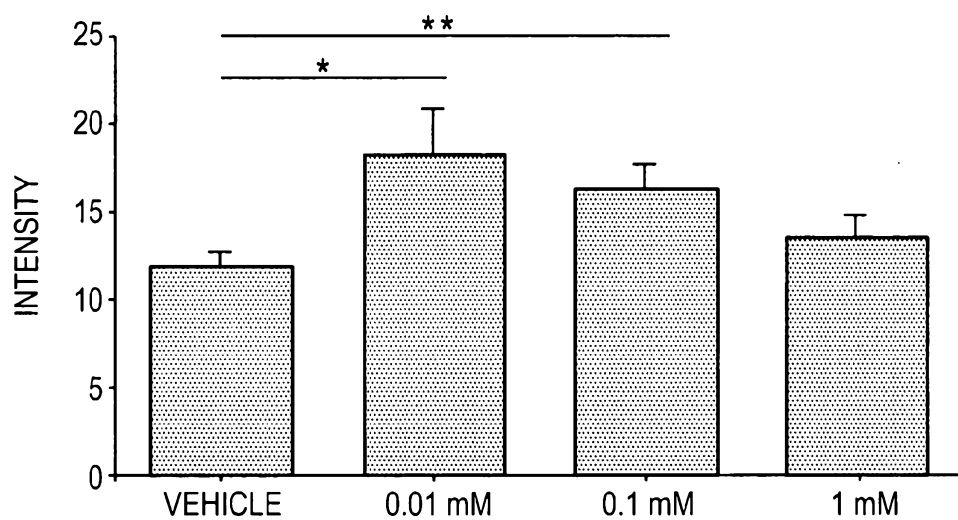


FIG. 5

5/14

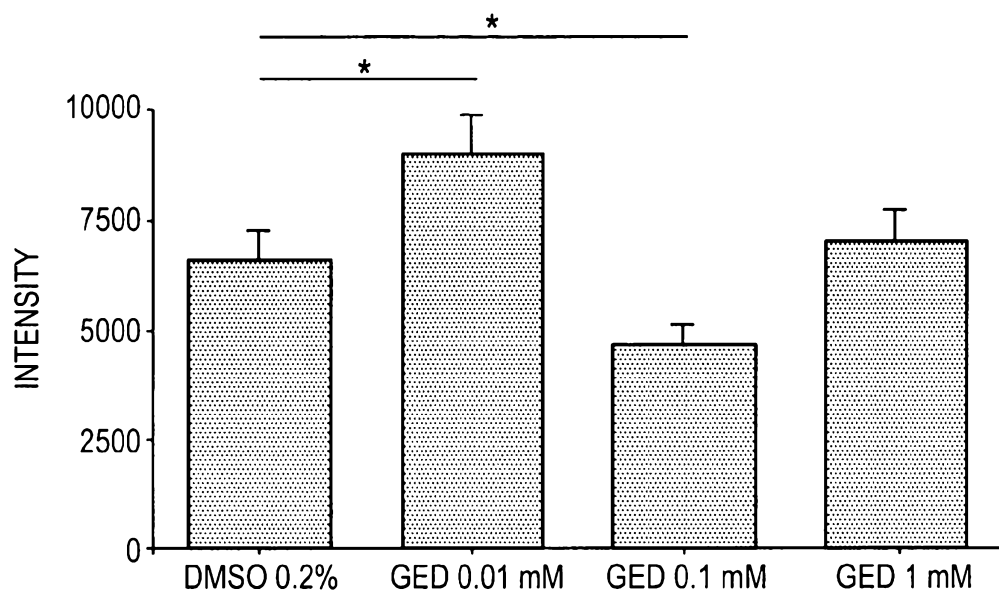


FIG. 6

6/14

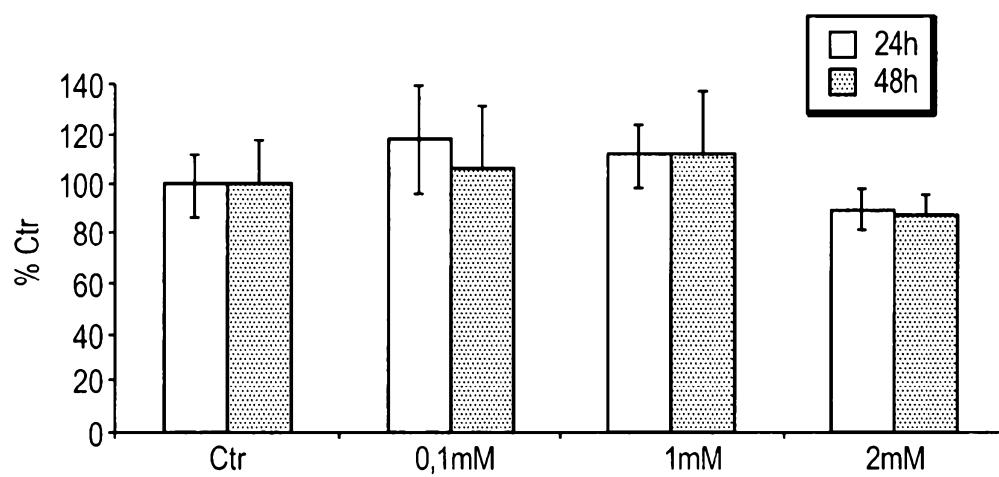


FIG. 7

7/14

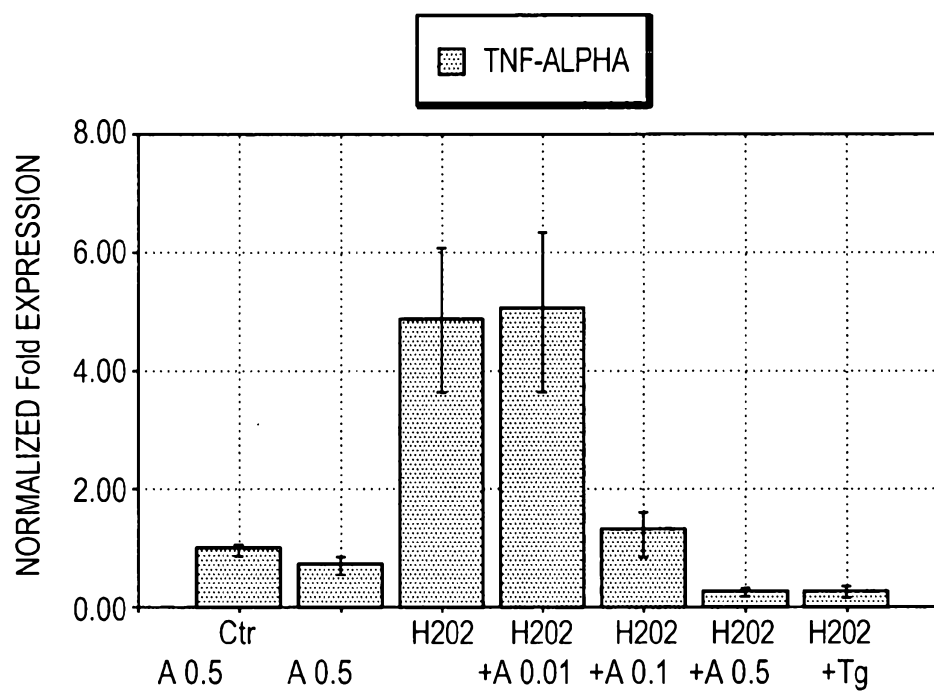


FIG. 8

8/14

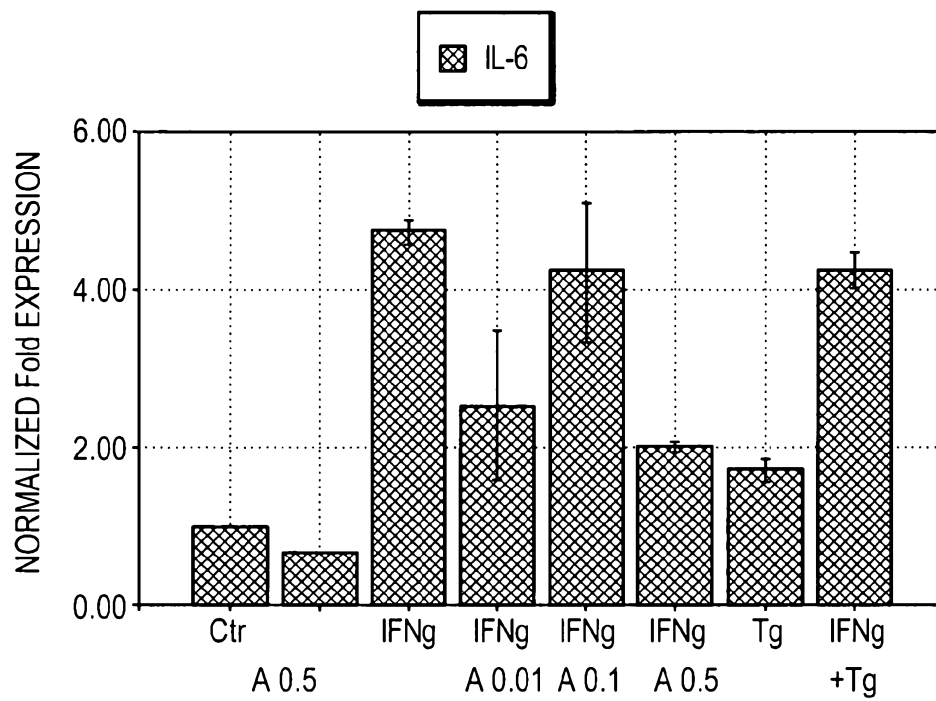


FIG. 9

9/14

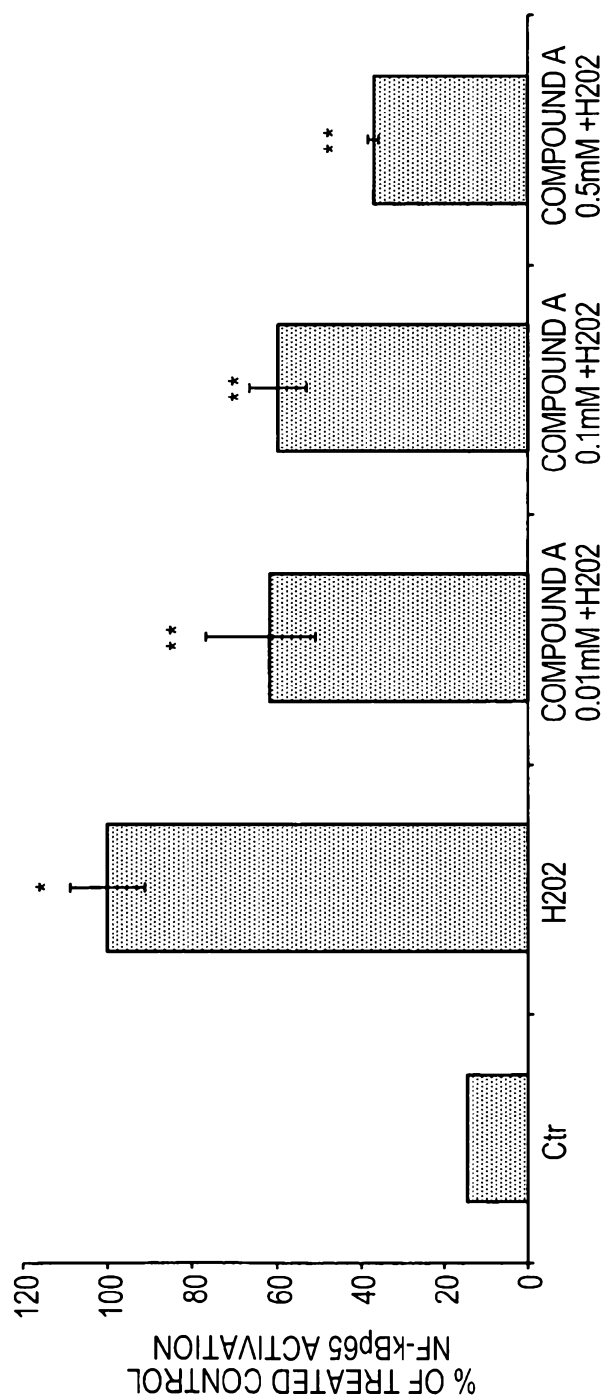


FIG. 10

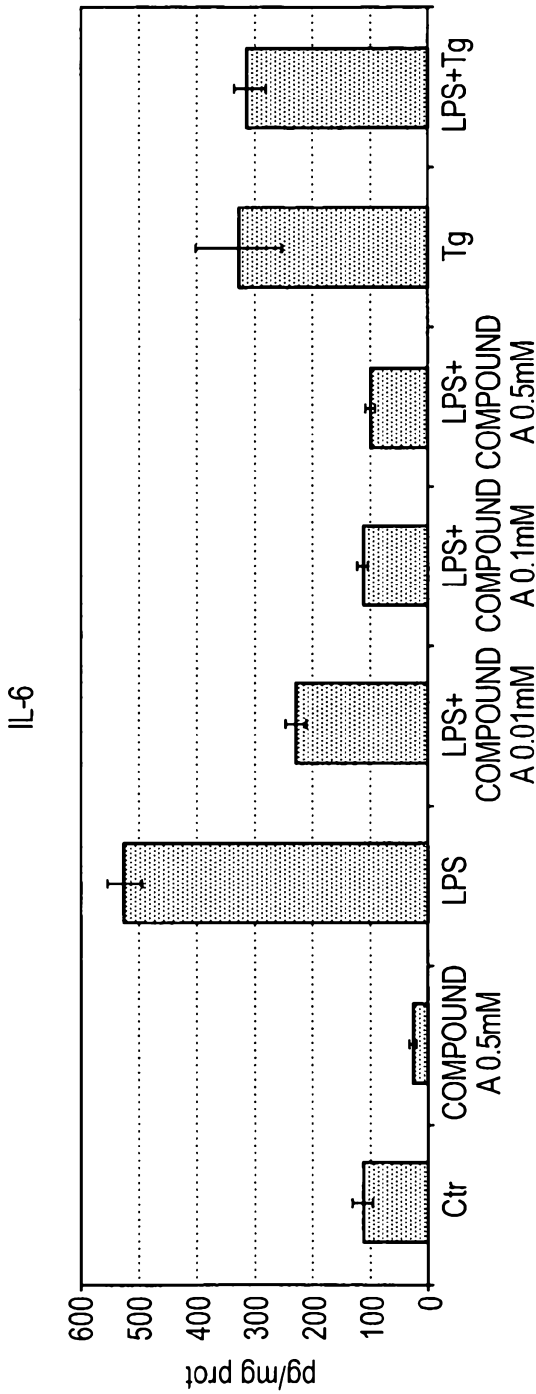


FIG. 11

11/14

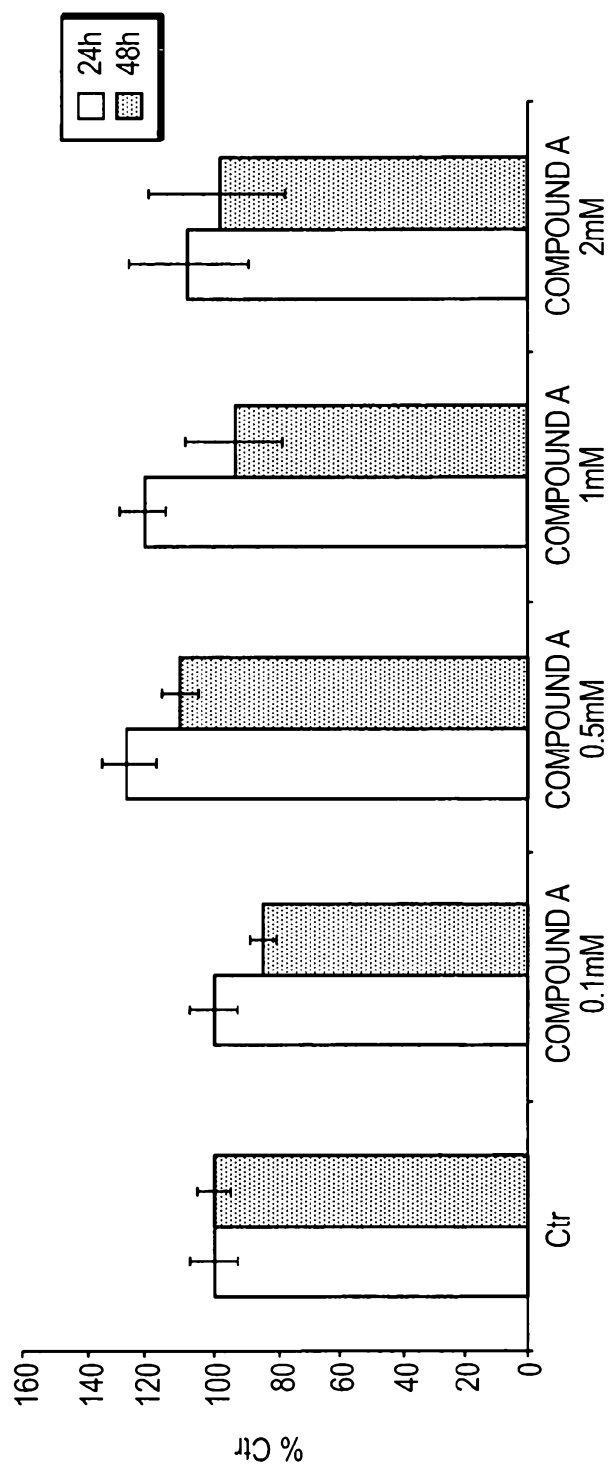


FIG. 12

12/14

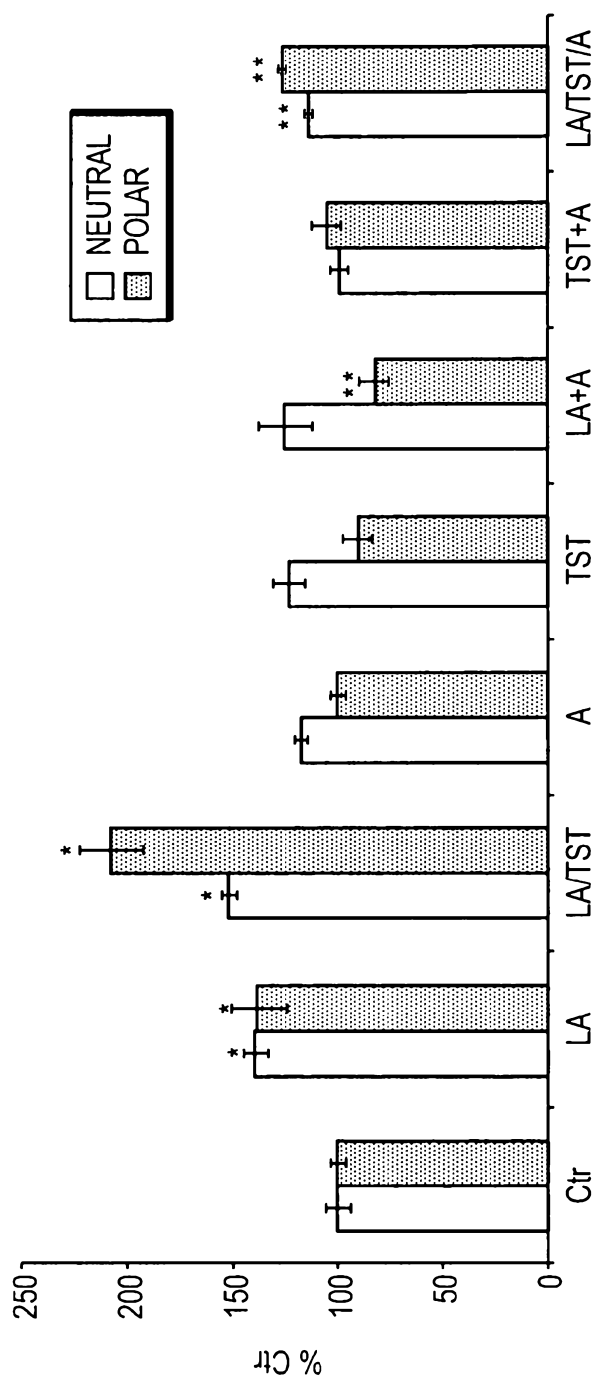


FIG. 13

13/14

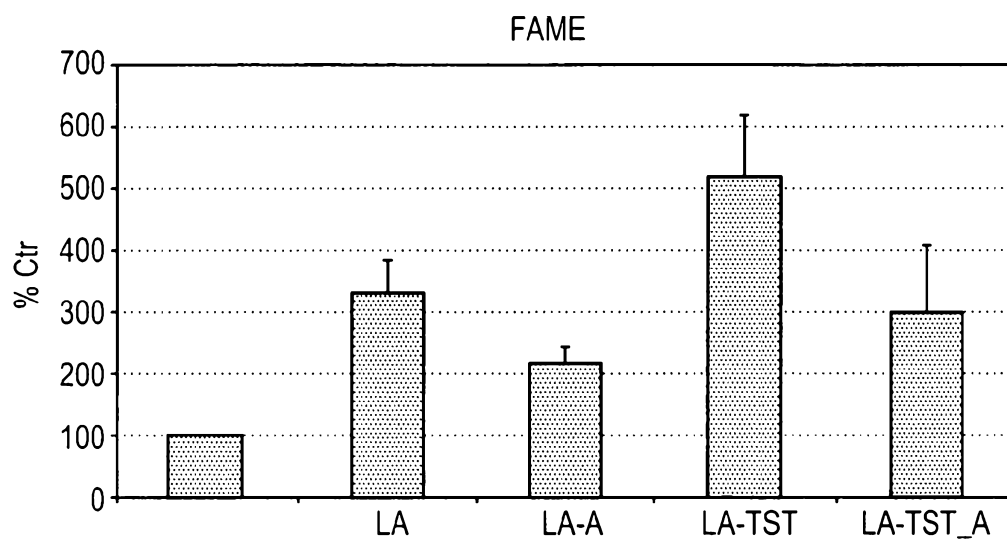


FIG. 14A

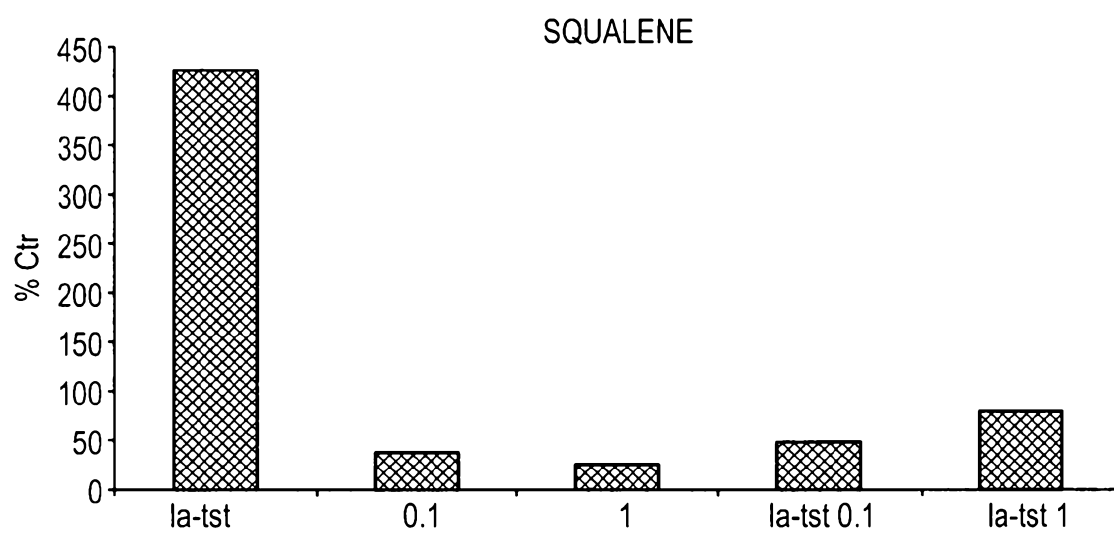


FIG. 14B

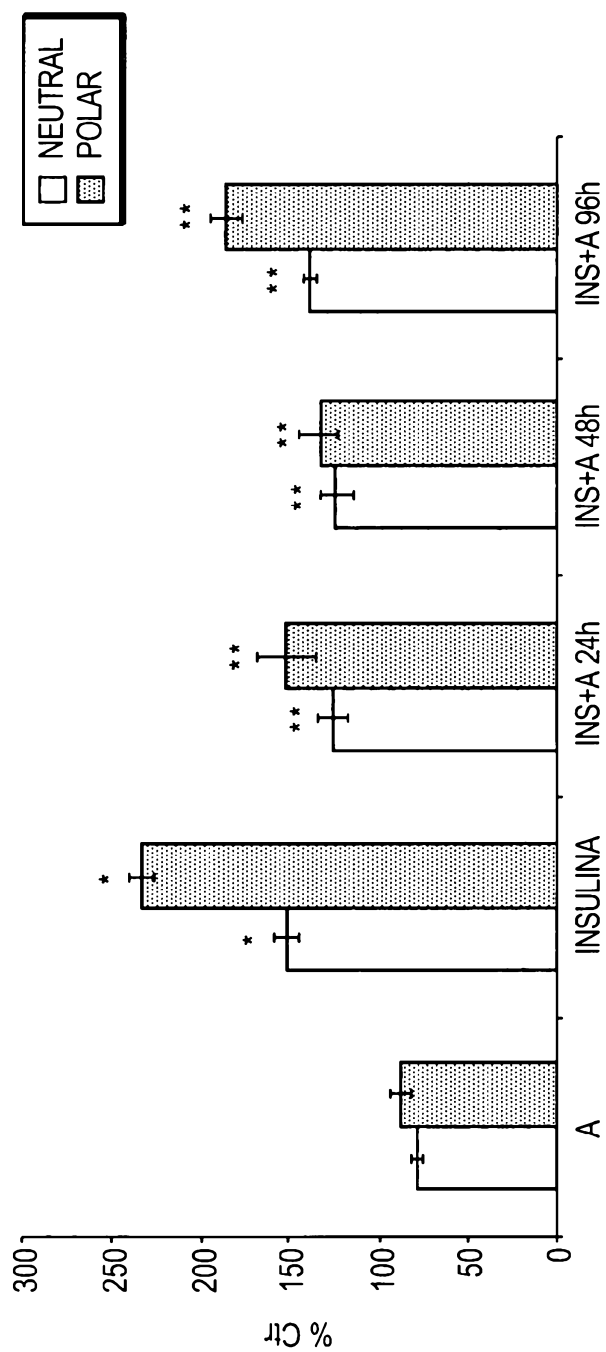


FIG. 15