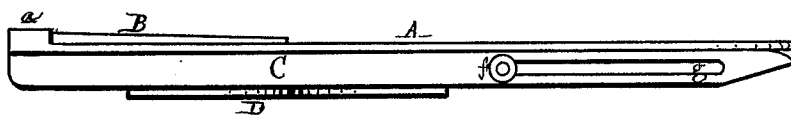
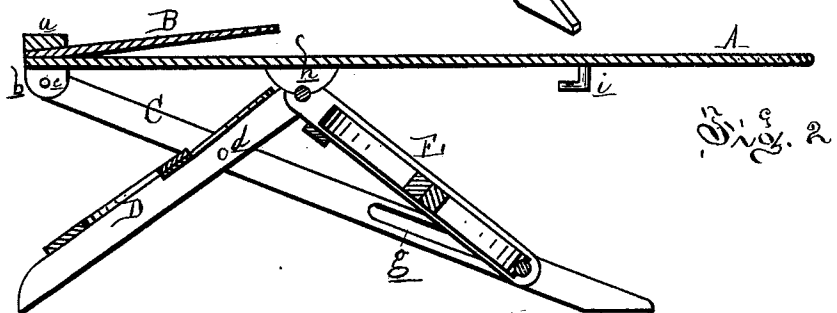
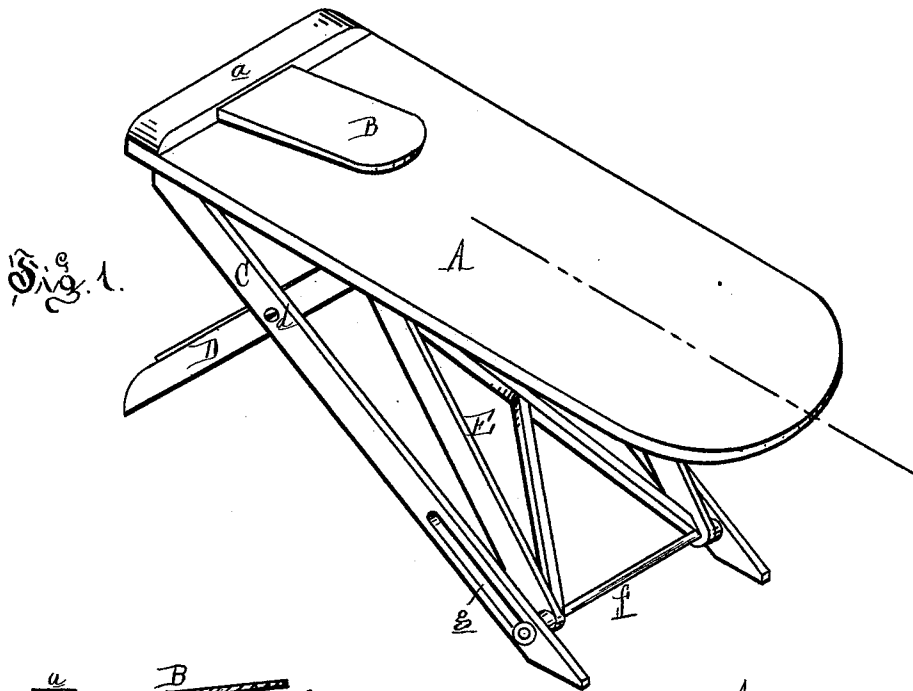


F. M. SMITH.  
Ironing-Table.

No. 202,877.

Patented April 23, 1878.



Attest:  
H. L. Aulls  
C. Kuenzel.

Inventor:  
F. M. Smith.  
By Atty  
Thos. S. Sprague

# UNITED STATES PATENT OFFICE.

FREDRICK M. SMITH, OF OTISVILLE, MICHIGAN.

## IMPROVEMENT IN IRONING-TABLES.

Specification forming part of Letters Patent No. **202,877**, dated April 23, 1878; application filed February 7, 1878.

*To all whom it may concern:*

Be it known that I, FREDRICK M. SMITH, of Otisville, in the county of Genesee and State of Michigan, have invented a new and useful Improvement in Folding Ironing-Tables; and I do declare that the following is a true and accurate description thereof, reference being had to the accompanying drawings, and to the letters of reference marked thereon, and being a part of this specification.

Figure 1 is a perspective view of my improved folding ironing-table, with a supplementary bosom-board shown. Fig. 2 is a vertical longitudinal section. Fig. 3 is a side elevation, showing table folded up.

The nature of my invention relates to certain new and useful improvements in the construction of tables for ironing and laundry purposes; and the invention consists in the peculiar construction and arrangement of the various parts, as more fully hereinafter set forth.

In the drawings, A represents the top of an ironing-table of the usual form and construction, except at one end it is provided with a cross-bar or cleat, *a*, suitably mortised to receive the supplemental bosom-board B, which is provided with a tenon, which is designed to engage with said mortise, the mortise and tenon being so constructed that when the bosom-board is in place it projects upward at an angle with the face of the table, to allow that portion of the garment not being ironed to be passed underneath it. This supplemental board may be removed and replaced at will.

The table-top A is pivoted at one end, as shown, by means of the lugs *b* and rod *c*, to the legs C. Other legs, D, suitably braced, as

shown, are pivoted between the legs C by suitable screws or pivot-pins *d*. The upper ends of the legs D are pivoted to the upper ends of the extension-braces E, and the opposite ends of these braces are pivoted to the rod *f*, which passes through the slots *g* in the legs C, such slots being required to allow the legs and braces to be folded within and upon each other. Grooved stops *h* are secured to the under side of the table, which, when the table is extended for use, engage with the pivoting-bolt, by means of which the legs D and extension-braces E are pivoted together, thereby holding the table firmly in position.

When not in use, the legs and braces may be folded within and upon each other, and against the under face of the table, where they may be secured by a proper button, *i*.

I am aware that ironing-boards have before been provided with legs and braces adapted to be folded flat against the under side of the board, the same being shown in patent granted December 4, 1877, to J. R. McBrayer, and I hereby disclaim the same; but

What I claim as my invention is—

The combination, with the ironing-board A, of the legs C, pivoted to the under side of the board, and having slots *g* near their lower ends, the braces E, sliding at their lower ends in the said slots, the legs D, pivoted to the legs C and to the upper ends of the braces, and the stops *h* on the board, all constructed and arranged substantially as described and shown.

FREDRICK M. SMITH.

Witnesses:

FRANK C. TROWBRIDGE,  
THOS. BRANCH.