



US00D830397S

(12) **United States Design Patent**
Harries

(10) **Patent No.:** **US D830,397 S**

(45) **Date of Patent:** **** Oct. 9, 2018**

(54) **DISPLAY SCREEN OR PORTION THEREOF WITH GRAPHICAL USER INTERFACE**

(71) Applicant: **Unser Pty Ltd**, Perth (AU)

(72) Inventor: **Marc Harries**, Coolbinia (AU)

(73) Assignee: **UNSER PTY LTD**, Perth, WA (AU)

(**) Term: **15 Years**

(21) Appl. No.: **29/603,368**

(22) Filed: **May 9, 2017**

(30) **Foreign Application Priority Data**

Nov. 9, 2016 (AU) 201616254
Nov. 9, 2016 (AU) 201616255

(51) **LOC (11) Cl.** **14-04**

(52) **U.S. Cl.**
USPC **D14/486**

(58) **Field of Classification Search**
USPC D14/485-495
CPC G10H 1/0008; G06F 17/30053; G06F 3/0481; G06F 3/0482; G06F 3/04842; G06F 3/0488; G06F 3/04817; G06Q 30/0601; G06Q 30/0641; G06Q 10/063114; G06T 2200/24; H04N 1/00477; G11B 27/34

See application file for complete search history.

(56) **References Cited**

U.S. PATENT DOCUMENTS

D669,092 S * 10/2012 Anzures D14/489
D691,158 S * 10/2013 Ramesh D14/486
D696,687 S * 12/2013 Kim D14/486

D727,935 S * 4/2015 Myette D14/486
D742,394 S * 11/2015 Bouchard D14/485
D745,883 S * 12/2015 Anderson D14/486
D746,832 S * 1/2016 Percy D14/485
D748,130 S * 1/2016 Steplyk D14/486
D749,111 S * 2/2016 Trusz D14/486
D754,682 S * 4/2016 Lee D14/485
D754,702 S * 4/2016 Pinski D14/486
D757,779 S * 5/2016 Steinfeld D14/486
D763,922 S * 8/2016 Huang D14/493
D773,515 S * 12/2016 Willis D14/486
D786,291 S * 5/2017 Walters D14/486
D788,115 S * 5/2017 Hyman D14/485
D794,050 S * 8/2017 Omata D14/486
D794,660 S * 8/2017 Lonergan D14/486
D814,480 S * 4/2018 Muller D14/485

* cited by examiner

Primary Examiner — Karen E Kearney

Assistant Examiner — Katherine A Holbrow

(74) *Attorney, Agent, or Firm* — K&L Gates LLP

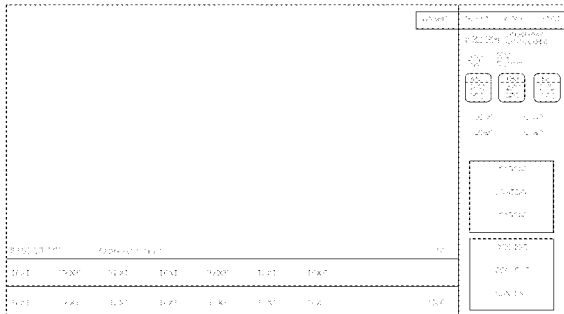
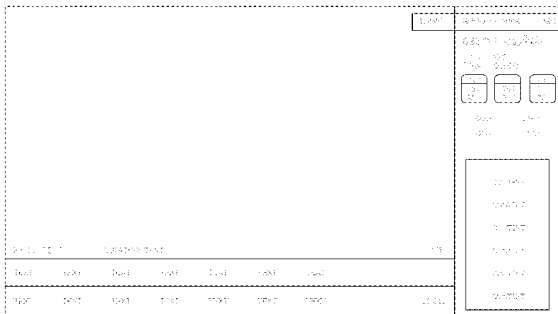
(57) **CLAIM**

The ornamental design for a display screen or portion thereof with graphical user interface, as shown and described.

DESCRIPTION

FIG. 1 is a front view of a first embodiment of a display screen or portion thereof with graphical user interface; and, FIG. 2 is a front view of a second embodiment of a display screen or portion thereof with graphical user interface. The outer rectangular broken line showing of the display screen portion and all other broken lines showing portions of the graphical user interface are included for the purpose of illustrating portions of the article and form no part of the claimed design.

1 Claim, 2 Drawing Sheets






FIG. 1




FIG. 2