

C. OLHABER.
Cooking-Stove Boiler.

No. 71,207.

Patented Nov. 19, 1867.

Fig: 1.

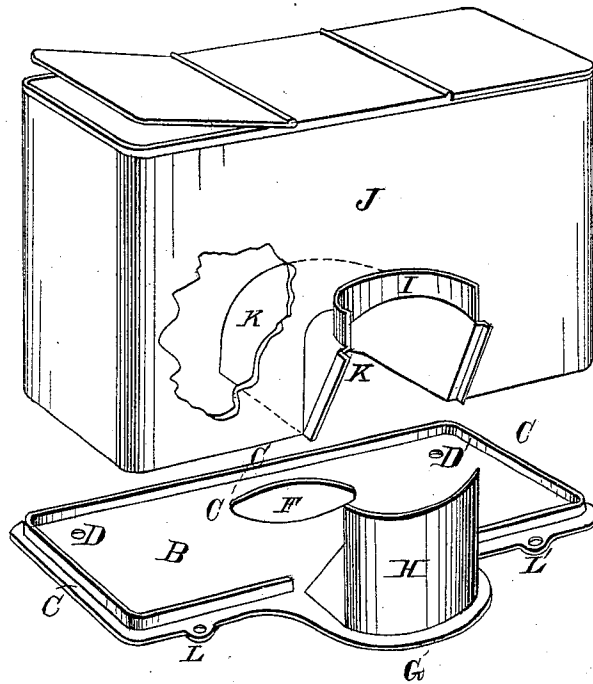
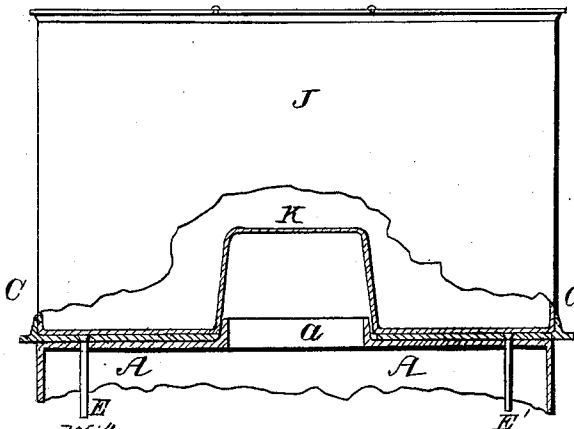
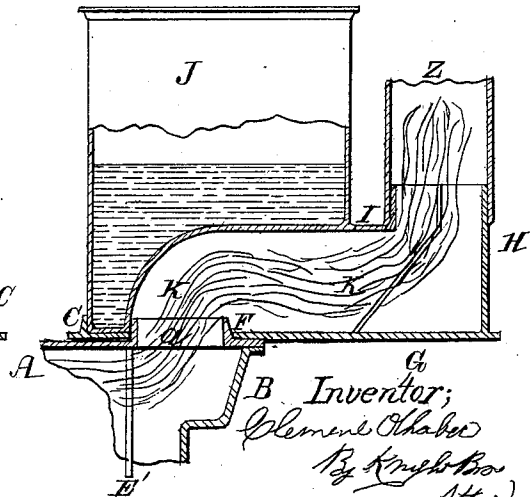


Fig: 2.



Witnesses;
Jas. L. Lannan
C. H. Pehle

Fig: 3.



B. Inventor;
Clement Olhaber
By Knobel
Atty

United States Patent Office.

CLEMENT OLHABER, OF CINCINNATI, OHIO, ASSIGNOR TO WOODROW,
MEARS AND COMPANY, OF SAME PLACE.

Letters Patent No. 71,207, dated November 19, 1867.

IMPROVEMENT IN WATER-BOILER FOR COOKING-STOVES.

The Schedule referred to in these Letters Patent and making part of the same.

TO WHOM IT MAY CONCERN:

Be it known that I, CLEMENT OLHABER, of Cincinnati, Hamilton county, Ohio, have invented a new and useful Water-Heating Attachment for Cook Stoves; and I hereby declare the following to be a full, clear, and exact description thereof, reference being had to the accompanying drawings, making part of this specification.

My invention relates to a peculiar construction of water-heater or "reservoir," adapted for application to any ordinary cooking-stove, so as to utilize a portion of the heat after it leaves the stove proper without encroaching on the customary boiler spaces.

Figure 1 is a perspective view of my reservoir and extension-plate detached, a portion of rear side of the former being removed.

Figure 2 is a partially-sectionized rear elevation of the above parts in position.

Figure 3 is a partially-sectionized side elevation of the same.

A represents the rear portion of the top plate of a cooking-stove. B is my "extension-plate," whose marginal rim C fits and encloses the bottom of the reservoir. The said extension-plate has orifices, D D', for the insertion of the customary bolts E E', which hold together the rear portion of the stove, and which, in my improvement, are made available also for securing the extension-plate. F is an orifice in the extension-plate, to admit the neck *a* of the exit flue. The plate B has a rearward extension, G, from which rises a flange, H, which, in conjunction with a flange, I, projecting from the side of the reservoir J, forms an elbow and neck for a customary stove pipe, Z. The reservoir may be of the usual form, except that it contains a flue, K, which, commencing over the orifice F, extends rearward, and terminates in the flange I, already referred to. L L' are lugs, for attachment, when desired, of the customary warming-closet. The flue F may terminate in a horizontal instead of a vertical neck for those situations where the pipe is carried straight back into the chimney. The flue K forms throughout its course a very effective boiling instrumentality, without inconveniently encroaching on the interior space of the reservoir, whose upper portion is wholly unencumbered and free.

My improvement, being capable of attachment to any common stove, effectually supersedes the expensive and bulky stoves which have a permanent extended back and fixed reservoir, and customers can be supplied with stove, reservoir, or extension, as their wants may require.

I claim herein as new, and of my invention—

1. The horizontally-flued reservoir J and extension-plate B, arranged, combined, and adapted to operate as set forth.
2. The arrangement, in a stove reservoir, of the bottom horizontal flue K, communicating at the rear of the reservoir with a smoke-pipe collar, formed by the flanges H and I on the extension-plate and reservoir respectively, as herein explained.

In testimony of which invention I hereunto set my hand.

CLEMENT OLHABER.

Witnesses:

GEO. H. KNIGHT,
JAMES H. LAYMAN.