



(12) **United States Design Patent**
Diller et al.

(10) **Patent No.:** **US D868,622 S**
(45) **Date of Patent:** **** Dec. 3, 2019**

- (54) **PLANTING POT TRAY**
- (71) Applicant: **East Jordan Plastics, Inc.**, East Jordan, MI (US)
- (72) Inventors: **Scott P. Diller**, East Jordan, MI (US);
Mark S. Lercel, East Jordan, MI (US)
- (73) Assignee: **East Jordan Plastics, Inc.**, East Jordan, MI (US)
- (**) Term: **15 Years**

D322,707	S	*	12/1991	Iverson	D11/156
D323,415	S	*	1/1992	Iverson	D11/156
D323,416	S	*	1/1992	Iverson	D11/156
7,454,864	B2		11/2008	Smith et al.		
D606,422	S	*	12/2009	Schmidt	D3/313
7,673,417	B2		3/2010	Smith et al.		
D619,860	S	*	7/2010	Kulzer	D7/553.2
7,818,918	B2		10/2010	Smith et al.		
D628,450	S	*	12/2010	Kulzer	D7/553.2
D643,266	S	*	8/2011	Kulzer	D7/553.2

(Continued)

(21) Appl. No.: **29/660,682**

(22) Filed: **Aug. 22, 2018**

Related U.S. Application Data

(63) Continuation of application No. 15/923,145, filed on Mar. 16, 2018.

(51) **LOC (12) Cl.** **11-02**

(52) **U.S. Cl.** **D11/155**

(58) **Field of Classification Search**

USPC D3/304, 313, 309; D6/403-405, D6/556-558, 512, 672, 675, 675.1, 717; D7/640, 641, 400, 545, 701; D9/500, D9/549, 428, 532, 907, 424, 758; D11/143-156, 164

CPC A01G 9/02; A01G 9/021; A01G 9/022; A01G 9/025; A01G 9/026; A01G 9/028; A01G 9/029; A01G 9/0291; A01G 9/0293; A01G 9/0295; A01G 9/0297; A01G 9/0299; A01G 9/04; A01G 9/045

See application file for complete search history.

(56) **References Cited**

U.S. PATENT DOCUMENTS

- 4,887,388 A * 12/1989 Waltel, Jr. A01G 25/02 47/79
- 4,962,855 A * 10/1990 Holmquist B65D 1/36 206/423

OTHER PUBLICATIONS

2016 Product Catalog distributed by East Jordan Plastics, Inc. showing plant pots and trays.

Primary Examiner — Elizabeth A. Albert

(74) *Attorney, Agent, or Firm* — Gardner, Linn, Burkhardt & Ondersma LLP

(57) **CLAIM**

The ornamental design for the planting pot tray, as shown and described.

DESCRIPTION

FIG. 1 is a top perspective view of a planting pot tray in accordance with the present invention showing the design in an environment of use with a planting pot;

FIG. 2 is a bottom perspective view of the planting pot tray of FIG. 1;

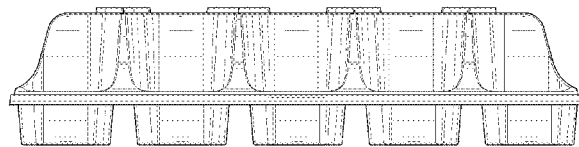
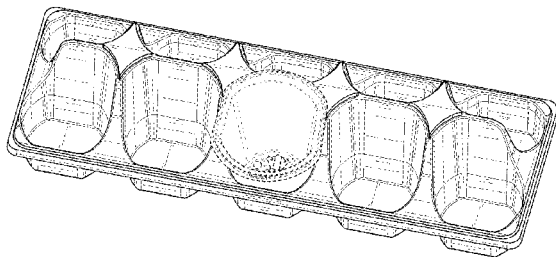
FIG. 3 is a side elevation view of the planting pot tray of FIG. 1;

FIG. 4 is a front elevation view of the planting pot tray of FIG. 1; and,

FIG. 5 is a top elevation view of the planting pot tray of FIG. 1.

The broken lines are for illustrative purposes only and form no part of the claimed design.

1 Claim, 5 Drawing Sheets



(56)

References Cited

U.S. PATENT DOCUMENTS

8,627,599	B2 *	1/2014	Contillo, III	A01G 9/045 47/87
D700,053	S *	2/2014	Chudleigh	D9/456
D734,205	S	7/2015	DeYoung et al.	
D734,688	S	7/2015	DeYoung et al.	
9,338,948	B2	5/2016	DeYoung et al.	
D765,544	S	9/2016	DeYoung et al.	
D778,176	S *	2/2017	Long	D9/757
D826,644	S *	8/2018	Bergeron	D7/553.1
D853,795	S *	7/2019	Bergeron	D7/553.2

* cited by examiner

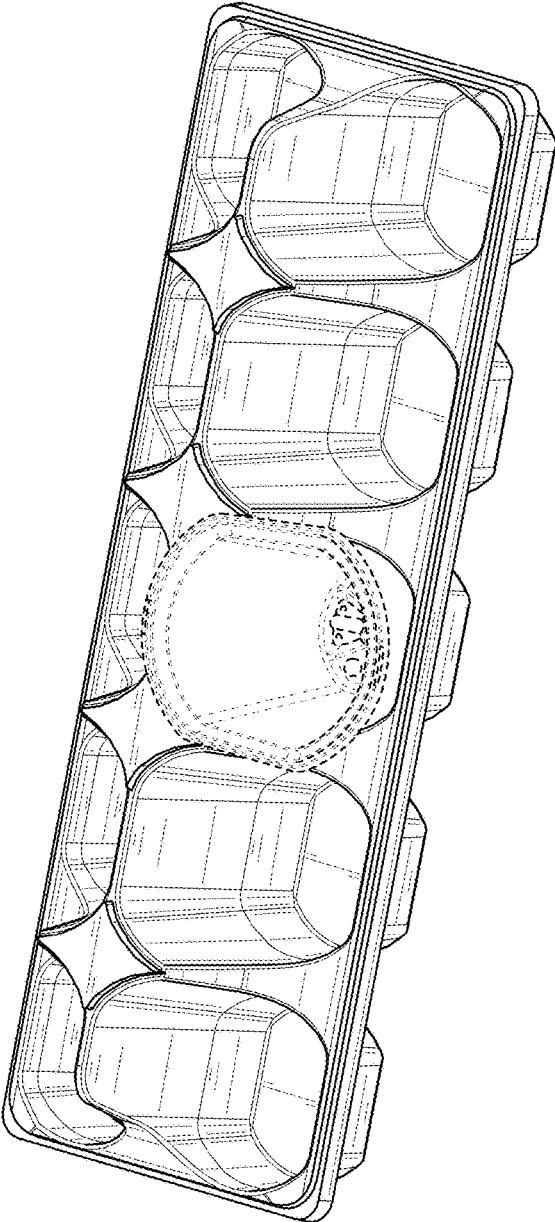


FIG. 1

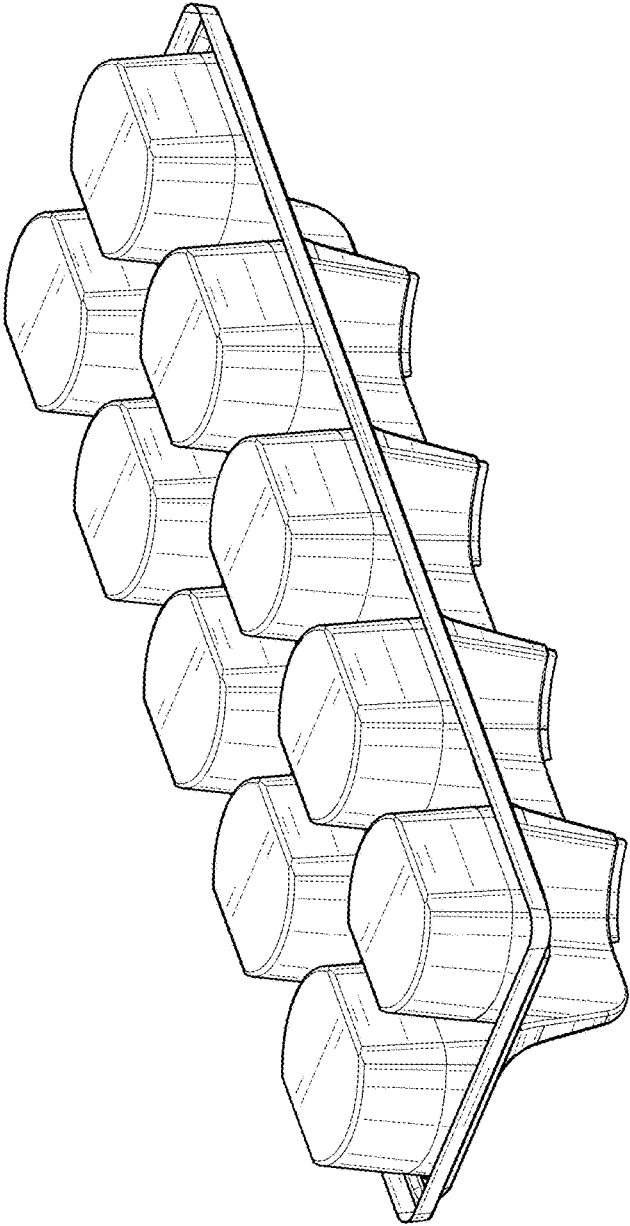


FIG. 2

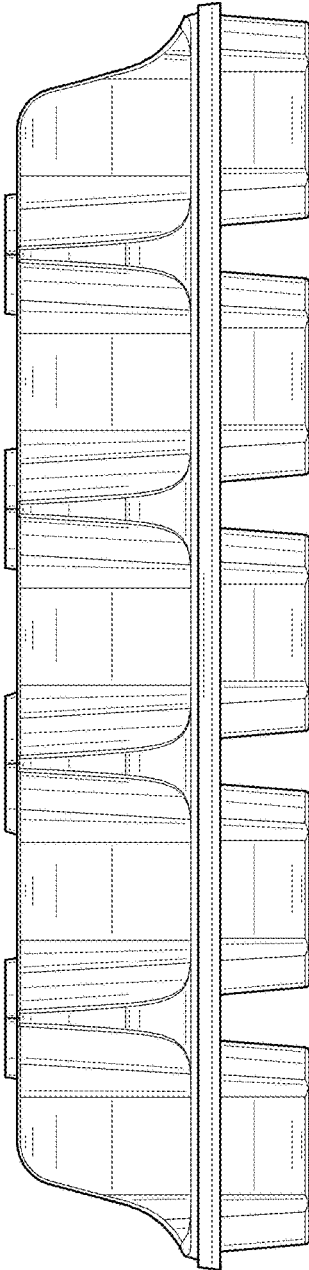


FIG. 3

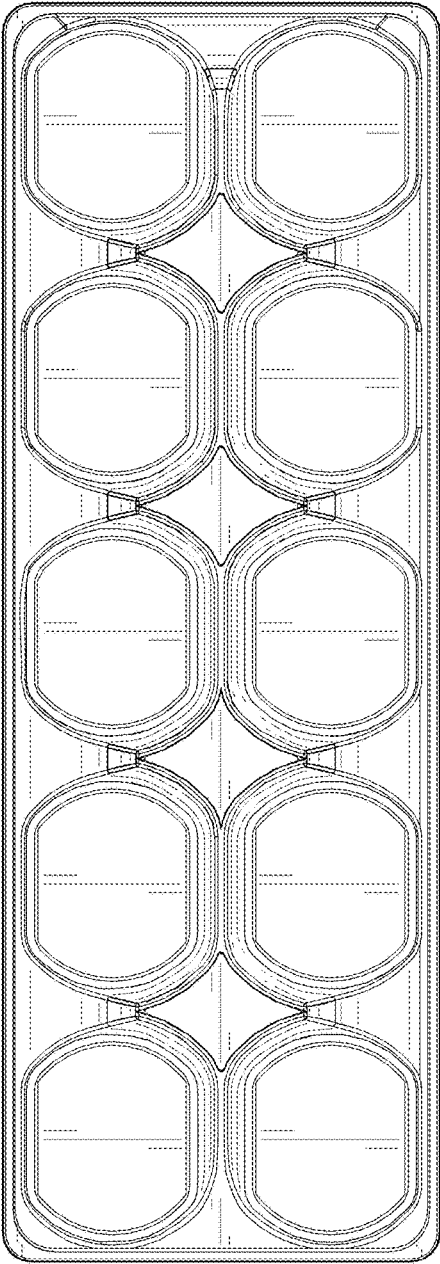


FIG. 4

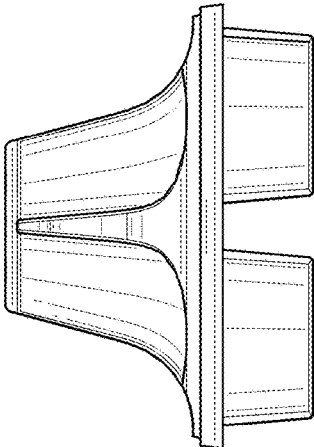


FIG. 5