



US00D633338S

(12) **United States Design Patent**  
**Rosbach et al.**

(10) **Patent No.:** **US D633,338 S**

(45) **Date of Patent:** **\*\* Mar. 1, 2011**

(54) **FLASK**

(76) Inventors: **Travis R. Rosbach**, Bend, OR (US);  
**Cindy M. Morse**, Bend, OR (US)

(\*\*) Term: **14 Years**

(21) Appl. No.: **29/355,120**

(22) Filed: **Feb. 2, 2010**

(51) **LOC (9) Cl.** ..... **07-01**

(52) **U.S. Cl.** ..... **D7/511**

(58) **Field of Classification Search** ..... D7/507,  
D7/511, 510, 505, 55, 608, 509, 624.1; D9/503,  
D9/443, 716, 719, 516, 500, 549, 502, 504,  
D9/509, 529; D11/147; 220/787, 592.16,  
220/592.17, 592.24, 737, 718, 739, 715,  
220/288; 215/12.1; 219/387, 429; 229/403,  
229/738, 739; 206/459.1

See application file for complete search history.

(56) **References Cited**

**U.S. PATENT DOCUMENTS**

D403,426 S \* 12/1998 Fiaschetti ..... D24/197  
D422,503 S \* 4/2000 Lehn ..... D9/503  
D519,380 S \* 4/2006 Leoncavallo et al. .... D9/530  
D528,921 S \* 9/2006 Leoncavallo et al. .... D9/530  
D604,561 S \* 11/2009 Chisholm ..... D7/510

D614,918 S \* 5/2010 Chisholm ..... D7/510  
D615,360 S \* 5/2010 Joy et al. .... D7/510  
D616,743 S \* 6/2010 Cresswell et al. .... D9/443  
D619,417 S \* 7/2010 Goto et al. .... D7/510  
D620,798 S \* 8/2010 Cresswell et al. .... D9/443  
D624,362 S \* 9/2010 Wahl ..... D7/510  
2004/0217139 A1 \* 11/2004 Roth et al. .... 224/148.7

\* cited by examiner

*Primary Examiner*—Cynthia Underwood

(74) *Attorney, Agent, or Firm*—Crowell Ing, LLP; Nye Wang;  
Carl D. Crowell

(57) **CLAIM**

The ornamental design for a flask, as shown and described.

**DESCRIPTION**

FIG. 1 is a front view of the present design;

FIG. 2 is a side thereof;

FIG. 3 is a top perspective view thereof;

FIG. 4 is a top plan view thereof; and,

FIG. 5 is a bottom plan view thereof.

The broken lines in FIG. 5 represent a portion of the structure that forms no part of the claim.

**1 Claim, 2 Drawing Sheets**

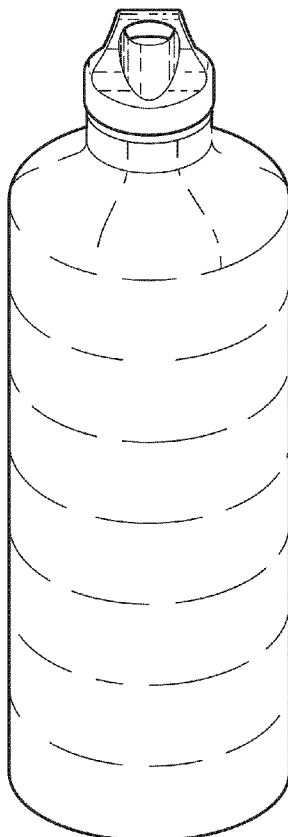


Fig. 1

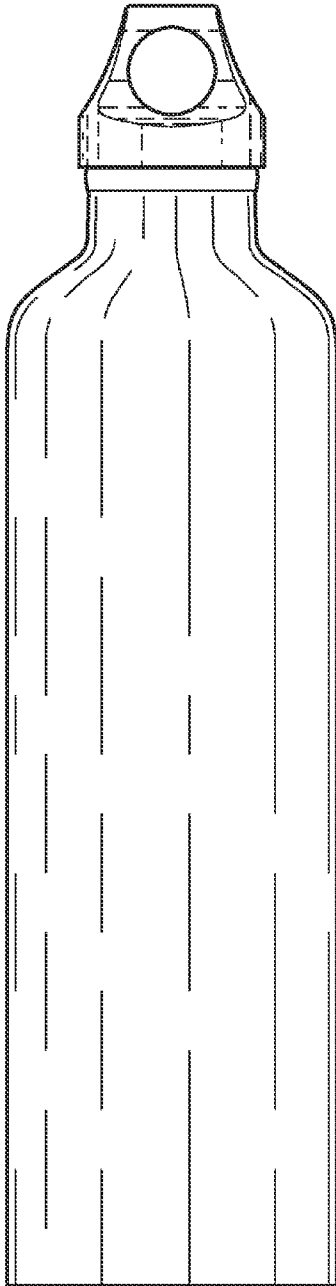


Fig. 2




Fig. 3

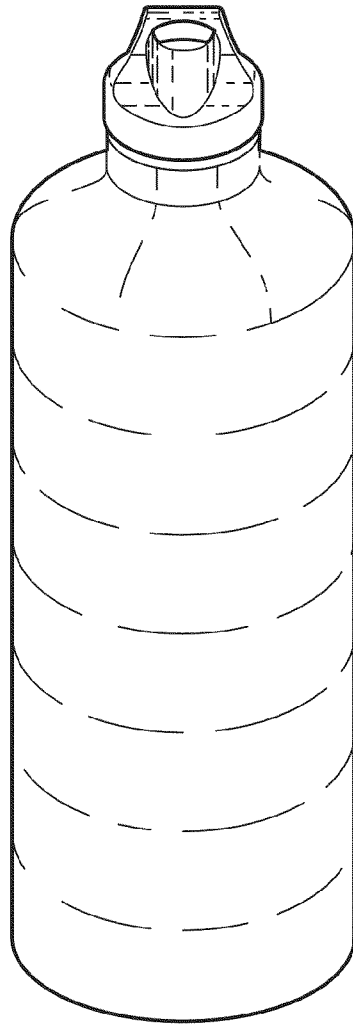


Fig. 4

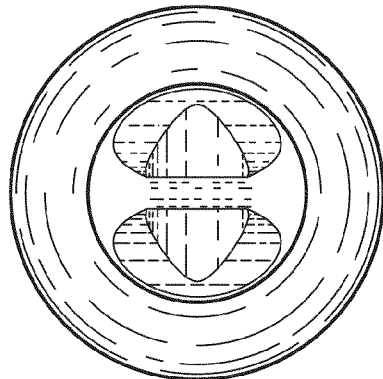


Fig. 5

