




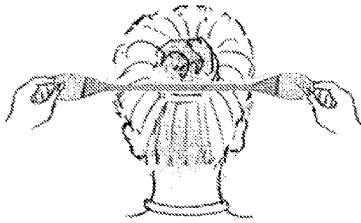
US 20140243886A1



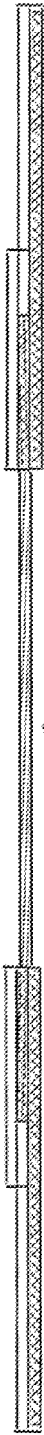
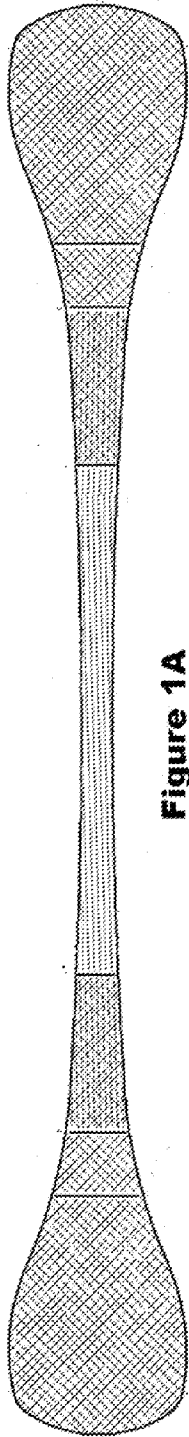
(19) **United States**(12) **Patent Application Publication**
Barian(10) **Pub. No.: US 2014/0243886 A1**(43) **Pub. Date: Aug. 28, 2014**(54) **FACE LIFTING DEVICE FOR FACE AND NECK**(71) Applicant: **Cosmesearch, Inc.**, Solana Beach, CA (US)(72) Inventor: **Shant Barian**, Solana Beach, CA (US)(73) Assignee: **Cosmesearch, Inc.**, Solana Beach, CA (US)(21) Appl. No.: **14/079,228**(22) Filed: **Nov. 13, 2013****Related U.S. Application Data**

(60) Provisional application No. 61/850,944, filed on Feb. 27, 2013.

Publication Classification(51) **Int. Cl.**
A45D 44/22 (2006.01)(52) **U.S. Cl.**CPC **A45D 44/22** (2013.01)USPC **606/204.35**(57) **ABSTRACT**

Provided herein is a face lifting, device to be worn by a user to lift sagging skin or smooth wrinkles of the face or neck; the device comprising a singular construction of a stretchable portion and an adhesive portion at each end of the stretchable portion. Also, provided herein is a kit for lifting sagging skin or smoothing wrinkles of the face or neck; the kit comprising: a face lifting device comprising a singular construction of a stretchable portion and an adhesive portion at each end of the stretchable portion, wherein the adhesive portion is adapted for attachment to the user's facial eye area; and a face lifting device comprising a singular construction of a stretchable portion and an adhesive portion at each end of the stretchable portion, wherein the adhesive portion is adapted for attachment to the user's neck or jaw area.





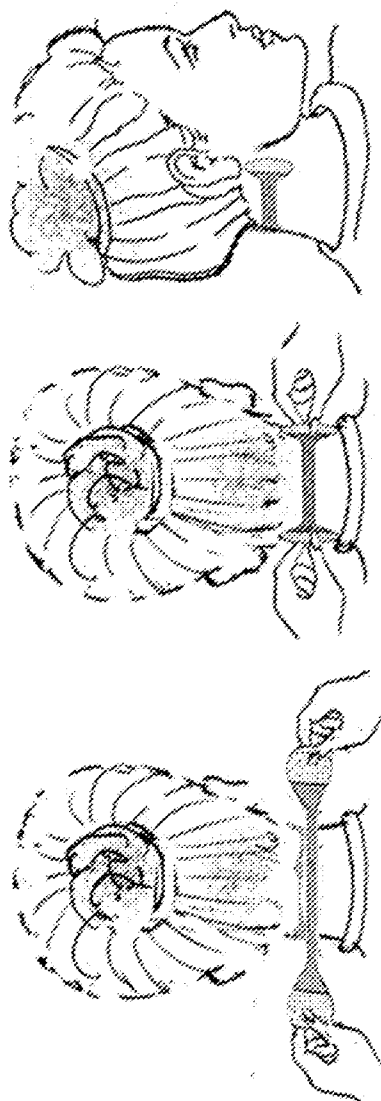


Figure 2




Figure 3D

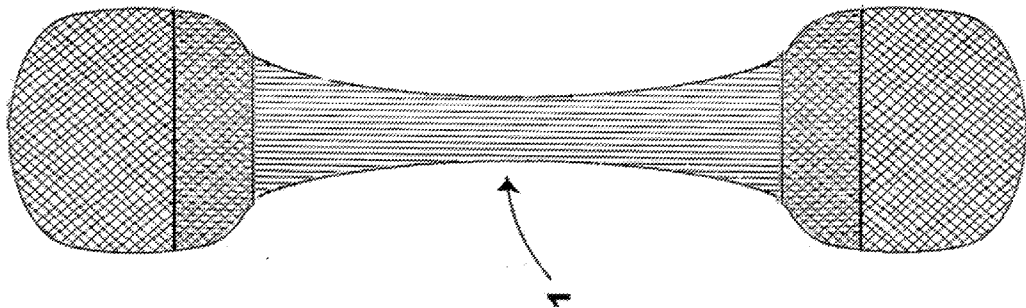


Figure 3C

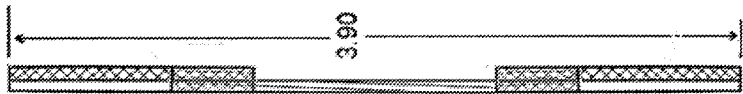


Figure 3B

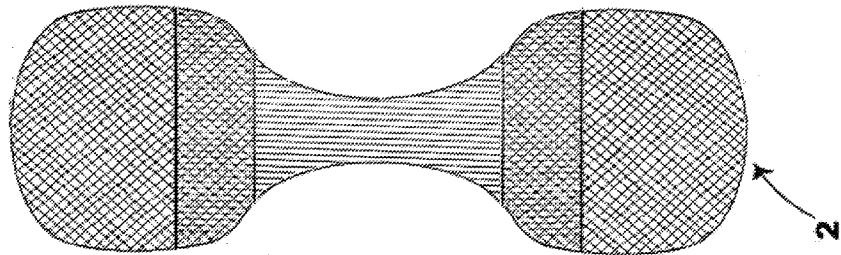


Figure 3A

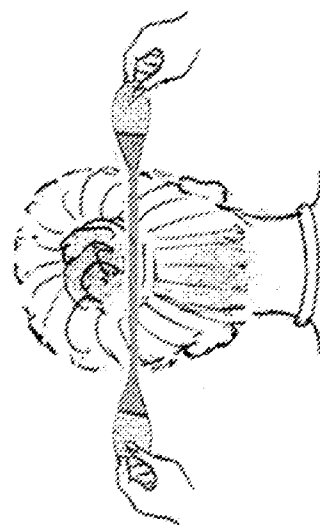
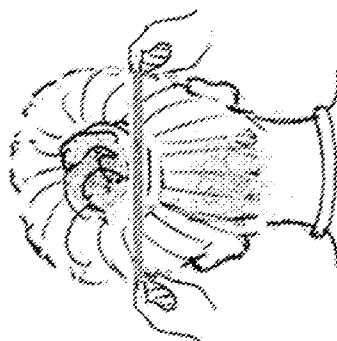


Figure 4

FACE LIFTING DEVICE FOR FACE AND NECK

RELATED APPLICATIONS

[0001] This application claims the benefit of U.S. Provisional Application No. 61/850,944, filed Feb. 27, 2013; the disclosure of which is hereby incorporated herein by reference in its entirety. In addition, all documents and references cited herein and in the above referenced application, are hereby incorporated herein by reference.

FIELD OF INVENTION

[0002] The present invention relates to the field of devices for temporary face/eye and/or neck/jaw lifting.

BACKGROUND OF THE DISCLOSURE

[0003] The anti-aging market has been and is still experiencing substantial growth. However, it's not all creams and serums in the anti-aging fight, temporary face and neck lifting devices and tools are gaining in popularity as an option for users to push back against line lines, to smooth wrinkles and/or to tighten sagging skin. Moreover, it seems many individuals are interested in a more practical, non-surgical approach to looking younger.

[0004] As such, it is generally desirable for an individual to want to appear younger, particularly a middle-aged individual, or an individual prone to excessive facial wrinkles. It is particularly advantageous to achieve this look without experiencing pain and/or discomfort from cosmetic and/or surgical procedures, and without expending a significant amount of money.

[0005] Currently, face lifting devices are available and may be used by a user to lift the areas of the facial eye area and/or neck and jaw area to gather and/or smooth excess wrinkles temporarily. However, such devices are designed as multi-component products. And, in many instances, such devices require assembly of the various components and as such, functionality and efficiency can often become compromised.

[0006] While certain face lifting devices for the face and/or neck are readily available and may be found, for example, in U.S. Pat. Nos. 3,672,363; 3,695,257; 3,731,677; 4,995,379; 5,116,675; 5,555,900; 5,582,585; 7,608,090; 8,257,385; and US Publication Nos. US 2004/0138699; US 2013/0008459; and international and foreign publication Nos. FR 2543826; WO13/085494; none of these references disclose the embodiments of the present invention.

[0007] Therefore, a need exists in the art for an effective, yet comfortable face lifting, device for the facial eye area and the neck and/or jaw area designed as a one-piece, singular construction, streamlined in design, and which thereby offers the convenience of no assembly and a more reliable functionality.

[0008] All documents and references cited herein and in the referenced patent documents, are hereby incorporated herein by reference.

SUMMARY OF THE INVENTION

[0009] The present inventors have designed a highly effective, yet comfortable one-piece, singularly constructed face lifting device for lifting sagging skin and/or smoothing wrinkles and/or pulling or tightening fine lines of a user's face and/or neck.

[0010] Therefore, disclosed herein is a face lifting device to be worn by a user to lift sagging skin or smooth wrinkles of the face or neck; the device comprising a singular construction of a stretchable portion and an adhesive portion at each end of the stretchable portion.

[0011] In another embodiment, the face lifting device comprises a reinforcement area comprising an overlapping section of the stretchable portion and the adhesive portion, wherein the reinforcement area comprises additional adhesive over the overlapping section. In a further embodiment, the reinforcement area comprises an enforcement area and the overlapping section, wherein the enforcement area comprises additional adhesive over the adhesive portion.

[0012] In another embodiment, the adhesive portion of the face lifting device comprises a protective lining.

[0013] In another embodiment, the adhesive portion of the face lifting device is adapted for attachment to a user's facial eye area.

[0014] In another embodiment, the adhesive portion of the face lifting device is adapted for attachment to a user's neck or jaw area.

[0015] In another embodiment, the face lifting device is a light coloration for a user with light-colored hair.

[0016] In another embodiment, the face lifting device is a dark coloration for a user with dark-colored hair.

[0017] Also disclosed herein is a face lifting kit for lifting sagging skin or smoothing wrinkles of the face or neck; the kit comprising: a face lifting device comprising a singular construction of a stretchable portion and an adhesive portion at each end of the stretchable portion, wherein the adhesive portion is adapted for attachment to the user's facial eye area; and a face lifting device comprising a singular construction of a stretchable portion and an adhesive portion at each end of the stretchable portion, wherein the adhesive portion is adapted for attachment to the user's neck or jaw area.

[0018] In other embodiments, the face lifting device in the preceding paragraphs may additionally incorporate any of the preceding or subsequently disclosed embodiments and/or may be employed in methods and/or systems for face and/or neck lifting of sagging skin, smoothing wrinkles and/or tightening/pulling taut fine lines of a user.

[0019] The Summary of the Invention is not intended to define the claims nor is it intended to limit the scope of the invention in any manner.

[0020] Other features and advantages of the invention will be apparent from the following Drawings, Detailed Description, and the Claims.

BRIEF DESCRIPTION OF THE FIGURES

[0021] FIGS. 1A-1D illustrate perspective and side views of an embodiment of the face lifting device for the facial eye area disclosed herein.

[0022] FIG. 2 illustrates the application of an embodiment of the face lifting device for the facial eye area disclosed herein.

[0023] FIGS. 3A-3D illustrate perspective and side views of an embodiment of the face lifting device for the neck and/or jaw area disclosed herein.

[0024] FIG. 4 illustrates the application of an embodiment of the face lifting device for the neck and/or jaw area disclosed herein.

DETAILED DESCRIPTION

[0025] The present invention is illustrated in the drawings and description. However, while particular embodiments are illustrated in the drawings, there is no intention to limit the present invention to the specific embodiment or embodiments disclosed. Rather, the present invention is intended to cover all modifications, alternative constructions, and equivalents falling within the spirit and scope of the invention. As such, the drawings are intended to be illustrative and not restrictive.

[0026] Exemplary embodiments of the present invention are depicted in FIGS. 1-4.

[0027] The face lifting device disclosed herein provides an effective yet comfortable means by which a user may achieve a younger look. Advantageously, the face lifting device of the present invention is designed as a convenient, no assembly, singular, one-piece, construction to lift the sagging skin and/or smooth wrinkles and fine lines of a user.

[0028] The face lifting device disclosed herein is designed and constructed as a singular, one-piece, face lifting device. For the purposes of the face-lifting device of the present invention, the terminology "singular construction" means a "one-piece" device, streamlined in design, and requiring no multi-component assembly by the user.

[0029] FIGS. 1A and 1C show a perspective view of an embodiment of the facial eye lifting device. The face lifting device is a singular construction of a **1** stretchable portion and **2** an adhesive portion at each end of the **1** stretchable portion. FIGS. 1B and 1D are side views of the facial eye lifting device showing **3** a reinforcement area of an overlapping section of the **1** stretchable portion and the **2** adhesive portion comprising additional adhesive over the overlapping section. The side views also show **4** an enforcement area within the reinforcement area comprising additional adhesive over the **2** adhesive portion comprising additional adhesive. FIGS. 1C and 1D show an embodiment of the facial eye lifting device in a stretched position.

[0030] FIG. 2 shows a user applying/wearing an embodiment of the face lifting device for the facial eye area. The user will remove the protective lining over the adhesive, hold the stretchable portion with the adhesive portion facing the user, stretch the stretchable portion, bringing it overhead, and apply the adhesive portion to a desired position to lift sagging skin and/or smooth wrinkles and/or tighten/pull fine lines in the user's facial eye area.

[0031] FIGS. 3A and 3C shows a perspective view of an embodiment of the neck and/or jaw lifting device. The face lifting device is a singular construction of a **1** stretchable portion and **2** an adhesive portion at each end of the **1** stretchable portion. FIGS. 3B and 3D are side views of an embodiment of the face lifting device for the neck and/or showing the **3** reinforcement area of an overlapping section of the **1** stretchable portion and the **2** adhesive portion comprising additional adhesive over the overlapping section. FIGS. 3C and 3D show the face lifting device for the neck and/or jaw in the stretched position.

[0032] FIG. 4 shows a user applying/wearing an embodiment of the face lifting device for the neck and/or jaw area. The user will remove the protective lining over the adhesive, hold the stretchable portion with the adhesive portion facing the user, stretch the stretchable portion, bringing it overhead to the back of the neck, and apply the adhesive portion to a desired position to lift sagging skin and/or smooth wrinkles and/or tighten/pull fine lines in the user's neck and/or jaw area.

[0033] The **1** stretchable portion of the face lifting device disclosed herein can be made of materials well known and readily available. Such stretchable materials include, limitation, stretchable rubber, rubber-like materials, woven polyester elastic, elastic, woven elastic, synthetic elastic such as Lycra®, synthetic fiber such as Spandex or elastane and/or combinations thereof.

[0034] The **2** adhesive portion of the face lifting device disclosed herein can be made of materials well known and readily available. Such adhesive materials include, without limitation, medical grade adhesive tape, medical grade glue and/or paste and/or bonding and/or a combination thereof. In certain embodiments, the face lifting device of the present invention comprises additional adhesive in a reinforcement area and/or an enforcement area. For the purposes of the invention, "additional adhesive" includes, without limitation, medical grade adhesive tape, medical grade glue and/or paste and/or bonding and/or Lycra® tape or the like and/or a combination thereof. In additional embodiments, the face lifting device disclosed herein will include protective lining or hacking or covering over exposed adhesive and/or adhesive tape. Such protective linings are well known and readily available and may be made of materials such as, without limitation, paper or plastic or plastic film and/or a combination thereof.

[0035] The face lifting device disclosed herein is customized to the user's hair coloring or can be translucent or transparent. It can be designed in colorations such as beige, tan, sand, brown, black, red, and/or any variation thereof. For example, for lighter-colored hair, a user will apply a face lifting device designed with a lighter coloration for camouflaging the device within the user's hair.

[0036] The face lifting device disclosed herein may be designed and/or customized in a variety of sizes and/or dimensions dependent upon the user. On average for effectiveness and functionality, a face lifting device for the facial eye area disclosed herein will be about 7-10 inches in length, and in a particular embodiment, about 8.5 inches in length. Such a face lifting device may be designed with a stretchable portion of about 4-6 inches, and in a particular embodiment about 4.9 inches. Such a face lifting device may be designed with an **2** adhesive portion of about 2-4 inches, and in a particular embodiment about 2.7 inches. Within this **2** adhesive portion, the **3** reinforcement area may be about 1-2 inches, and in a particular embodiment, 1.3 inches; and the remaining **2** adhesive portion end may be about 1-2 inches and in a particular embodiment about 1.4 inches. Within the **3** reinforcement area, the **4** enforcement area is about 0.25-0.5 inches, and in a particular embodiment about 0.36 or 0.4 inches. Likewise, for effectiveness and functionality, a face lifting device for the neck and/or jaw area disclosed herein will be about 3-4 inches in length, and in a particular embodiment will be about 3.9 inches in length as shown in FIG. 3B. Such a face lifting device may be designed with a **1** stretchable portion of about 2-3 inches in length, and in a particular embodiment 2.1 inches in length. Such a face lifting device may be designed with an **2** adhesive portion of about 1-2 inches in length, and in a particular embodiment about 1.4 inches in length. Such a face lifting device may be designed with a **3** reinforcement area of about 0.4-0.5 inches in length, and in a particular embodiment, about 0.42 inches in length.

[0037] The **2** adhesive portion ends of the face lifting device disclosed herein may be designed and/or cut and/or customized in a variety of shapes according to a user's desired position on the face and/or neck. On average, the face lifting

device for the facial eye area disclosed herein will have rounded, oval-shaped 2 adhesive portion ends of about 1-2 inches in width from side to side of the 2 adhesive portion ends, and in a particular embodiment, about 1.5 inches in width. On average, the face lifting device for the neck and/or jaw area disclosed herein will have rounded, oval or circular-shaped 2 adhesive portion ends of about 1-2 inches in width from side to side of the adhesive ends, and in a particular embodiment, about 1.3 inches in width.

[0038] The apparatus of the present invention may incorporate reasonable design parameters, features, modifications, advantages, and variations that are readily apparent to those skilled in the art in the field of apparatuses for carrying articles.

[0039] Without departing from the scope and spirit of the present invention, reasonable features, modifications, advantages, and design variations of the claimed apparatus will become readily apparent to those skilled in the art by following the guidelines set forth in the preceding detailed description and embodiments.

What is claimed is:

1. A face lifting device to be worn by a user to lift sagging skin or smooth wrinkles of the face or neck; the device comprising a singular construction of a stretchable portion and an adhesive portion at each end of the stretchable portion.

2. The face lifting device of claim 1, wherein the face lifting device comprises a reinforcement area comprising an overlapping section of the stretchable portion and the adhesive

portion, wherein the reinforcement area comprises additional adhesive over the overlapping section.

3. The face lifting device of claim 2, wherein the reinforcement area comprises an enforcement area and the overlapping section, wherein the enforcement area comprises additional adhesive over the adhesive portion.

4. The face lifting device of claim 1, wherein the adhesive portion comprises a protective lining.

5. The face lifting device of claim 1, wherein the adhesive portion is adapted for attachment to a user's facial eye area.

6. The face lifting device of claim 1, wherein the adhesive portion is adapted for attachment to a user's neck or jaw area.

7. The face lifting device of claim 1, wherein the face lifting device is a light coloration for a user with light-colored hair.

8. The face lifting device of claim 1, wherein the face lifting device is a dark coloration for a user with dark-colored hair.

9. A face lifting kit for lifting sagging skin or smoothing wrinkles of the face or neck; the kit comprising:

a. a face lifting device comprising a singular construction of a stretchable portion and an adhesive portion at each end of the stretchable portion, wherein the adhesive portion is adapted for attachment to the user's facial eye area; and

b. a face lifting device comprising a singular construction of a stretchable portion and an adhesive portion at each end of the stretchable portion, wherein the adhesive portion is adapted for attachment to the user's neck or jaw area.

* * * * *