

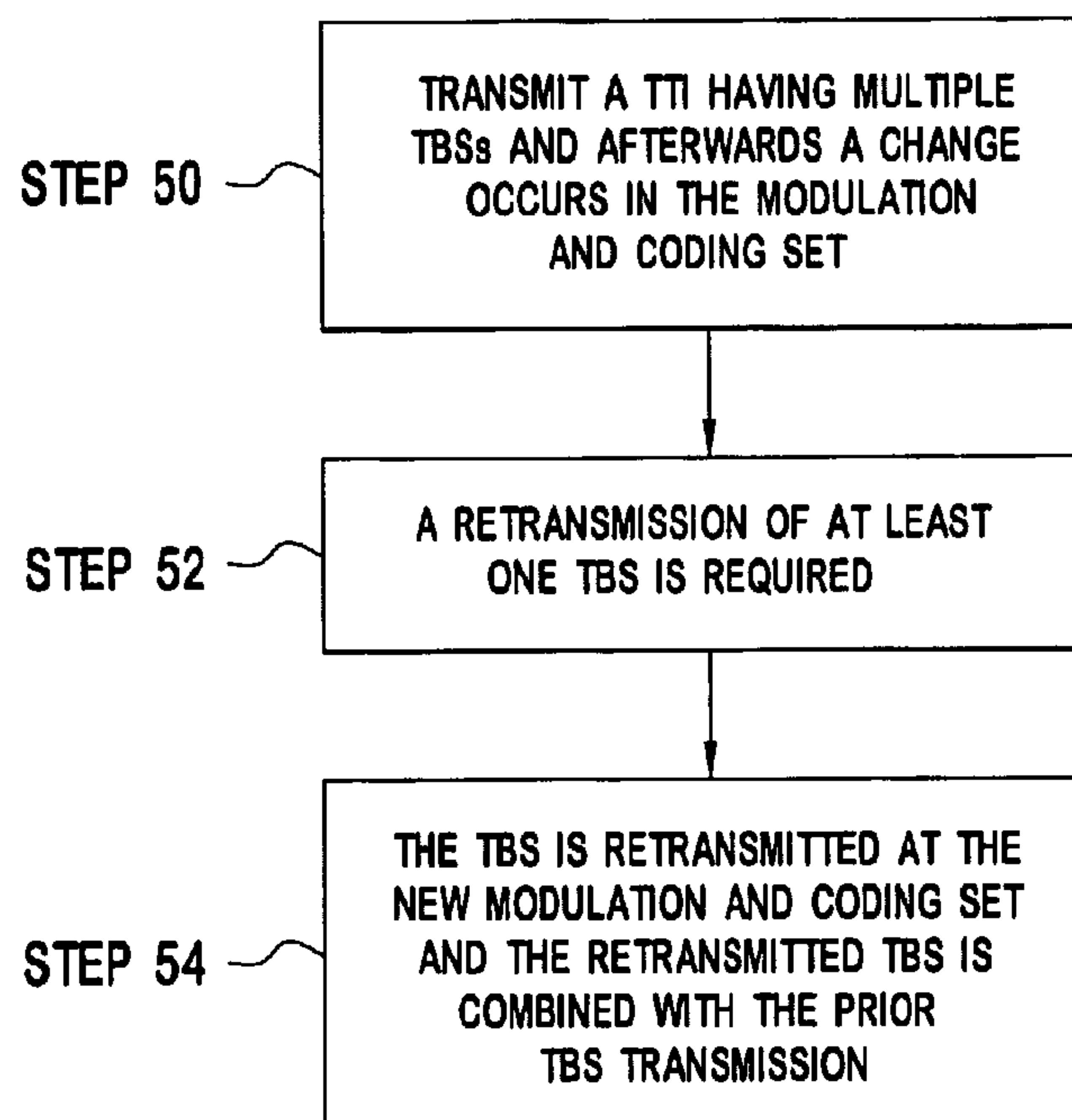


(86) Date de dépôt PCT/PCT Filing Date: 2003/02/11
(87) Date publication PCT/PCT Publication Date: 2003/08/21
(85) Entrée phase nationale/National Entry: 2004/08/10
(86) N° demande PCT/PCT Application No.: US 2003/004251
(87) N° publication PCT/PCT Publication No.: 2003/069824
(30) Priorités/Priorities: 2002/02/13 (60/357,224) US;
2002/10/24 (10/279,393) US

(51) Cl.Int.⁷/Int.Cl.⁷ G08C 25/02, H04L 1/18
(71) Demandeur/Applicant:
INTERDIGITAL TECHNOLOGY CORPORATION, US
(72) Inventeurs/Inventors:
TERRY, STEPHEN E., US;
BOLOURCHI, NADER, US;
ZEIRA, ARIELA, US
(74) Agent: RIDOUT & MAYBEE LLP

(54) Titre : TRANSMISSION D'ENSEMBLES DE BLOCS DE TRANSPORT UTILISANT UNE DEMANDE DE REPETITION
AUTOMATIQUE HYBRIDE

(54) Title: TRANSPORT BLOCK SET TRANSMISSION USING HYBRID AUTOMATIC REPEAT REQUEST



(57) **Abrégé/Abstract:**

Data of a time transmission interval is to be transmitted in a wireless communication system. The wireless communication system uses adaptive modulation and coding and has automatic repeat request mechanism. A transmission time interval has a plurality of transport block sets. The transport block sets are transmitted with a first specified modulation and coding scheme. Each transport block set is received and a determination is made as to whether the transport block sets meet a specified quality (50). When the specified quality is not met, a repeat request is transmitted (51). The specified modulation and coding scheme is changed to a second specified modulation and coding scheme that may support a reduced number of TBS's within the transmission time interval. In response to the repeat request, at least one of the transport block sets is retransmitted. The retransmitted transport block set is received. The retransmitted transport block set may be combined with a corresponding previously received transport block set (51).



(12) INTERNATIONAL APPLICATION PUBLISHED UNDER THE PATENT COOPERATION TREATY (PCT)

(19) World Intellectual Property Organization
International Bureau



(43) International Publication Date
21 August 2003 (21.08.2003)

PCT

(10) International Publication Number
WO 03/069824 A3

(51) International Patent Classification⁷: **G08C 25/02**,
H04L 1/18

(21) International Application Number: PCT/US03/04251

(22) International Filing Date: 11 February 2003 (11.02.2003)

(25) Filing Language: English

(26) Publication Language: English

(30) Priority Data:
60/357,224 13 February 2002 (13.02.2002) US
10/279,393 24 October 2002 (24.10.2002) US

(71) Applicant: **INTERDIGITAL TECHNOLOGY CORPORATION** [US/US]; 300 Delaware Avenue, Suite 527, Wilmington, DE 19801 (US).

(72) Inventors: **TERRY, Stephen, E.**; 15 Summit Avenue, Northport, NY 11768 (US). **BOLOURCHI, Nader**; 20 Bonnie Way, Larchmont, NY 10538 (US). **ZEIRA, Ariela**; 239 West Neck Road, Huntington, NY 11743 (US).

(74) Agents: **VOLPE, Anthony, S.** et al.; United Plaza, Suite 1600, 30 South 17th Street, Philadelphia, PA 19103 (US).

(81) Designated States (*national*): AE, AG, AL, AM, AT, AU, AZ, BA, BB, BG, BR, BY, BZ, CA, CH, CN, CO, CR, CU, CZ, DE, DK, DM, DZ, EC, EE, ES, FI, GB, GD, GE, GH, GM, HR, HU, ID, IL, IN, IS, JP, KE, KG, KP, KR, KZ, LC, LK, LR, LS, LT, LU, LV, MA, MD, MG, MK, MN, MW, MX, MZ, NO, NZ, OM, PH, PL, PT, RO, RU, SC, SD, SE, SG, SK, SL, TJ, TM, TN, TR, TT, TZ, UA, UG, UZ, VC, VN, YU, ZA, ZM, ZW.

(84) Designated States (*regional*): ARIPO patent (GH, GM, KE, LS, MW, MZ, SD, SL, SZ, TZ, UG, ZM, ZW), Eurasian patent (AM, AZ, BY, KG, KZ, MD, RU, TJ, TM), European patent (AT, BE, BG, CH, CY, CZ, DE, DK, EE, ES, FI, FR, GB, GR, HU, IE, IT, LU, MC, NL, PT, SE, SI, SK, TR), OAPI patent (BF, BJ, CF, CG, CI, CM, GA, GN, GQ, GW, ML, MR, NE, SN, TD, TG).

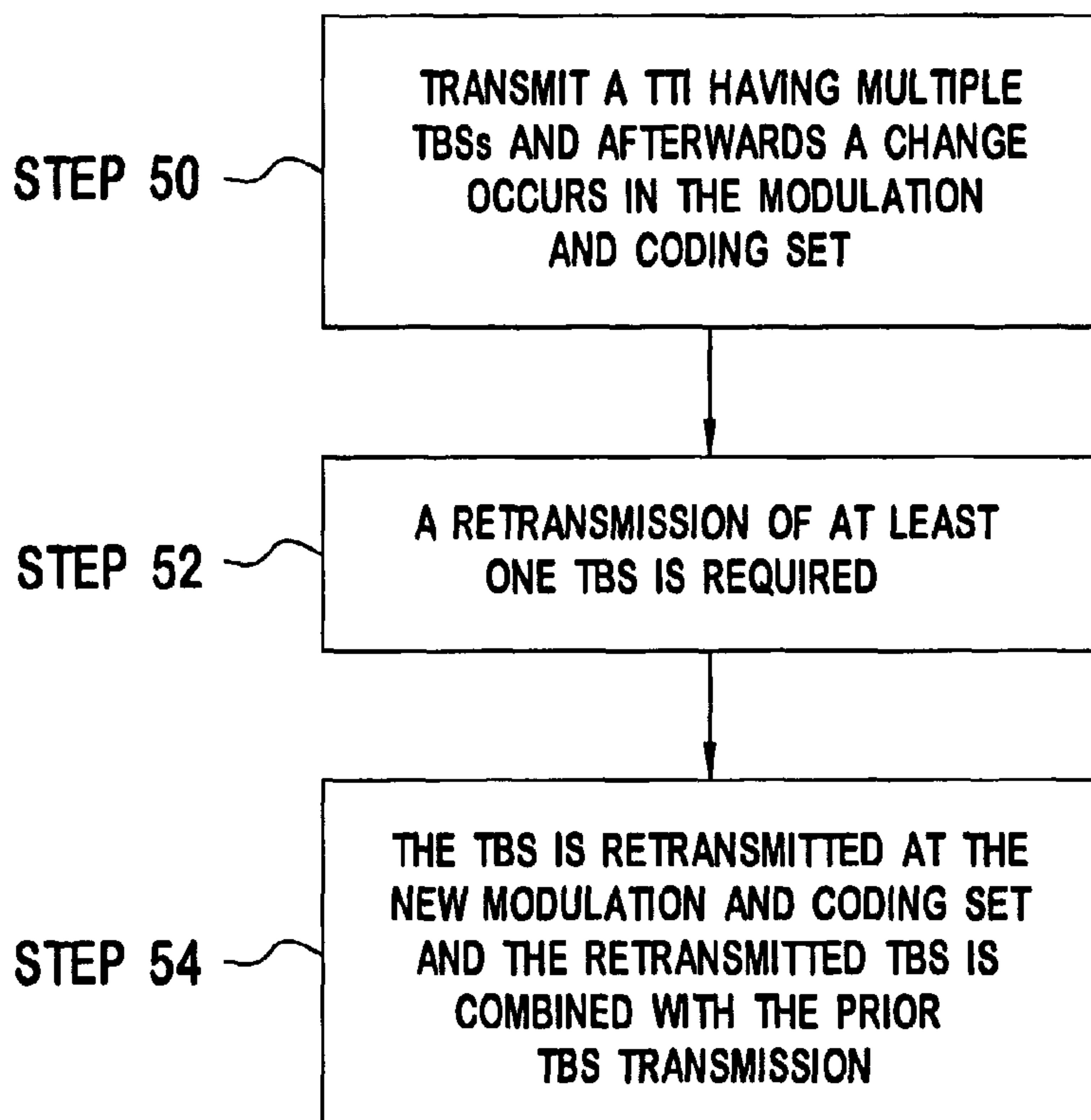
Published:

- with international search report
- before the expiration of the time limit for amending the claims and to be republished in the event of receipt of amendments

(88) Date of publication of the international search report:
11 December 2003

[Continued on next page]

(54) Title: TRANSPORT BLOCK SET TRANSMISSION USING HYBRID AUTOMATIC REPEAT REQUEST



(57) **Abstract:** Data of a time transmission interval is to be transmitted in a wireless communication system. The wireless communication system uses adaptive modulation and coding and has automatic repeat request mechanism. A transmission time interval has a plurality of transport block sets. The transport block sets are transmitted with a first specified modulation and coding scheme. Each transport block set is received and a determination is made as to whether the transport block sets meet a specified quality (50). When the specified quality is not met, a repeat request is transmitted (51). The specified modulation and coding scheme is changed to a second specified modulation and coding scheme that may support a reduced number of TBS's within the transmission time interval. In response to the repeat request, at least one of the transport block sets is retransmitted. The retransmitted transport block set may be combined with a corresponding previously received transport block set (51).

WO 03/069824 A3

WO 03/069824 A3



For two-letter codes and other abbreviations, refer to the "Guidance Notes on Codes and Abbreviations" appearing at the beginning of each regular issue of the PCT Gazette.

[0001] TRANSPORT BLOCK SET TRANSMISSION
 USING HYBRID AUTOMATIC REPEAT REQUEST

[0002] BACKGROUND

[0003] This invention generally relates to wireless communication systems. In particular, the invention relates to transmission of data in such systems where adaptive modulation & coding (AMC) and hybrid automatic repeat request (H-ARQ) techniques are applied.

[0004] In wireless communication systems, such as the third generation partnership project (3GPP) time division duplex (TDD) or frequency division duplex (FDD) communication systems using code division multiple access (CDMA) or orthogonal frequency division multiplex (OFDM) systems, AMC is used to optimize the use of air resources.

[0005] The modulation and coding schemes (sets) used to transmit data are varied based on wireless channel conditions. To illustrate, a type of error encoding (such as turbo versus convolutional coding), coding rate, spreading factor for CDMA system, modulation type (such as quadrature phase shift keying versus M-ary quadrature amplitude modulation), and/or adding/subtracting sub-carriers for an OFDM system may change. If channel characteristics improve, a lower data redundancy and/or "less robust" modulation and coding set is used to transfer data. As a result, for a given allocation of radio resources, more user data is transferred resulting in a higher effective data rate. Conversely, if channel characteristics degrade, a higher data redundancy "more robust" modulation and coding set is used, transferring less user data. Using AMC, an

optimization between air resource utilization and quality of service (QOS) can be better maintained.

[0006] Data in such systems is received for transfer over the air interface in transmission time intervals (TTIs). Data within a TTI transferred to a particular user equipment is referred to as a transport block set (TBS). For a particular allocation of air resources, a less robust modulation and coding set allows for larger TBS sizes and a more robust modulation and coding set only allows for smaller TBS sizes. As a result, the modulation and coding set for a given radio resource allocation dictates the maximum size of the TBS that can be supported in a given TTI..

[0007] In such systems, a hybrid automatic repeat request (H-ARQ) mechanism may be used to maintain QOS and improve radio resource efficiency. A system using H-ARQ is shown in Figure 1. A transmitter 20 transmits a TBS over the air interface using a particular modulation and coding set. The TBS is received by a receiver 26. An H-ARQ decoder 30 decodes the received TBS. If the quality of the received data is unacceptable, an ARQ transmitter 28 requests a retransmission of the TBS. One approach to check the quality of the received TBS is a cyclic redundancy check (CRC). An ARQ receiver 22 receives the request and a retransmission of the TBS is made by the transmitter 20. Retransmissions may apply a more robust modulation and coding set to increase the possibility of successful delivery. The H-ARQ decoder 30 combines, the received TBS versions. A requirement for combining is that combined TBSs are identical. If the resulting quality is still insufficient, another retransmission is

requested. If the resulting quality is sufficient, such as the combined TBS passes the CRC check, the received TBS is released for further processing. The H-ARQ mechanism allows for data received with unacceptable quality to be retransmitted to maintain the desired QOS.

[0008] In a system using both H-ARQ and AMC, a change in modulation and coding set may be determined necessary to achieve successful delivery of a requested TBS retransmission. In this situation, the maximum amount of physical data bits allowed within the TTI varies with the modulation and coding set.

[0009] Since only one TBS exists per TTI the effective user data rate corresponds to the TBS size applied to each TTI. To achieve maximum data rates the largest TBS size is applied to the least robust modulation and coding set within the TTI. When wireless channel conditions require a more robust modulation and coding set for successful transmission, such as when a TBS size can not be supported within the TTI. Therefore, when operating at the maximum data rate, each time a more robust modulation and coding requirement is realized, all outstanding transmissions in H-ARQ processes that have not been successfully acknowledged must be discarded.

[00010] When Incremental Redundancy (IR) is applied, TBS data must remain constant in retransmissions for proper combining. Therefore, to guarantee that a TBS retransmission can be supported at a more robust modulation and coding set than the initial transmission, the TBS size used must correspond to the most robust MCS. However, when a TBS size allowed by the most robust modulation

and coding set is applied the maximum data rate to the mobile is reduced, and when a less robust modulation and coding set is applied physical resources are not fully utilized.

[00011] When the TBS size is not supported by the more robust modulation and coding set, the TBS can be retransmitted using the old modulation and coding set. However, if the channel conditions dictate that a more robust modulation and coding set be used or the initial transmission was severally corrupted, the combining of the retransmitted TBSs may never pass, resulting in a transmission failure.

[00012] In current implementations, when a TBS can not be successfully transmitted by AMC & H-ARQ mechanisms, recovery is handled by the radio link control (RLC) protocol (at layer two). Unlike a H-ARQ recovery of failed transmissions, the RLC error detection, data recovery and buffering of a TBS queued in the node-B, results in increased block error rates and data latency, potentially resulting in a failure to meet QOS requirements.

[00013] Accordingly, to provide maximum data rates with minimal H-ARQ transmission failures, it is desirable to support incremental redundancy and allow adaptation of modulation and coding sets in such systems.

[00014] SUMMARY

[00015] Data is to be transmitted in a wireless communication system within a transmission time interval. The wireless communication system uses adaptive modulation and coding and has automatic repeat request mechanism. A

transmission time interval has a plurality of transport block sets. The transport block sets are transmitted with a first specified modulation and coding scheme. Each transport block set is received and a determination is made as to whether the transport block sets meet a specified quality. When the specified quality is not met, a repeat request is transmitted. The specified modulation and coding scheme is changed to a second specified modulation and coding scheme that may support a reduced number of TBS's within the transmission time interval. In response to the repeat request, at least one of the transport block sets is retransmitted. The retransmitted transport block set is received. The retransmitted transport block set may be combined with a corresponding previously received transport block set.

[00016] BRIEF DESCRIPTION OF THE DRAWING(S)

[00017] Figure 1 is an embodiment of a wireless H-ARQ communication system.

[00018] Figures 2A-2D are illustrations of a TTI having multiple TBSs.

[00019] Figures 3A-3C are embodiments of a wireless H-ARQ communication system using AMC with TTIs capable of having multiple TBSs.

[00020] Figure 4 is a flow chart of changing the modulation and coding set prior to a H-ARQ retransmission.

[00021] Figure 5 is an illustration of changing the modulation and coding set prior to a retransmission of a single TBS.

[00022] Figure 6 is an illustration of changing the modulation and coding set prior to a retransmission of all three TBSs.

[00023] Figure 7 is an illustration of overlapping TBSs in a TDD/CDMA communication system.

[00024] Figure 8 is an illustration of non-overlapping TBSs in a TDD/CDMA communication system.

[00025] DETAILED DESCRIPTION OF THE PREFERRED EMBODIMENT(S)

[00026] Figures 2A, 2B, 2C and 2D illustrate a TTI having multiple TBSs, TBS₁ to TBS_N. Figure 2A illustrates multiple TBSs dividing a TTI by time, such as for use in a TDD/CDMA system. Figure 2B illustrates multiple TBSs divided by codes, such as for use in a FDD/CDMA or TDD/CDMA system. Figure 2C illustrates dividing multiple TBSs by time and codes, such as for use in TDD/CDMA system. Figure 2D illustrates dividing multiple TBSs by sub-carriers, such as for use in an OFDM system. Each TBS is sized to allow transmission with the most robust modulation coding set for the allocated resources. To illustrate, the most robust MCS may only have the capacity to support a maximum 2,000 bit TBS within the TTI. Although referred to as the most robust modulation coding set, in practice, the most robust set may actually be a more robust set, if the most robust modulation coding set is unlikely to be needed. The least robust modulation and coding set may have the capacity to support a maximum of 20,000 bit TBS within the TTI. Although referred to as the least robust modulation coding set, in practice, the least robust set may actually be a less robust set, if the least robust modulation coding set is unlikely to be needed.

[00027] The TBS is sized, preferably, to allow for transmission with the most robust modulation and coding set within a TTI. Then when the least robust modulation and coding set is applied, multiple TBSs of this size are applied within the TTI to achieve maximum data rates, and when greater transmission reliability is required for successful delivery the most robust modulation and coding set can be applied.

[00028] Figure 3A is a simplified diagram of a transmitter 44 and receiver 46 for transmitting a TTI having one or multiple TBSs. The transmitter 44 may be located at either a user equipment or a base station/Node-B. The receiver 46 may be located at either a base station/Node-B or a user equipment. In current system implementations, AMC is typically only used in the downlink. Accordingly, the preferred implementation of transmission is for use in supporting AMC for the downlink. For other systems using AMC in the uplink, transport block set transmission can be applied to the uplink.

[00029] A transmitter 30₁ to 30_N (30) transmits each TBS, TBS₁ to TBS_N, over the air interface 36. The number of TBSs in the TTI depends on the TBS size and the modulation and coding set used for transmission. If the most robust modulation and coding set is used to ensure successful delivery, the TTI may only support one TBS. If a lesser robust modulation and coding set is used to achieve higher effective data rates, multiple TBSs are sent in the TTI. Alternately, some TBSs may be destined for a different receiver 46₁ to 46_K (46), as shown in Figure 3B. Each TBS may also be sent to a different receiver 46₁ to 46_N (46), as shown in

Figure 3C. This flexibility allows for greater radio resource utilization and efficiency.

[00030] A receiver 38₁ to 38_N (38) receives each transmitted TBS. A H-ARQ decoder 42₁ to 42_N (42) decodes each received TBS. Although in Figure 3 one transmitter 30, receiver 38 and H-ARQ decoder 42 is shown for each TBS, one transmitter 30, receiver 38 and H-ARQ decoder 42 may handle all the TBSs. For each TBS failing the quality test, a request for retransmission is made by the ARQ transmitter 40. An ARQ receiver 32 receives the request and directs the appropriate TBS(s) to be retransmitted. The retransmitted TBS(s) are combined by the H-ARQ decoder(s) 42 and another quality test is performed. Once the TBS(s) passes the quality test, it is released for further processing. Since a TTI can contain multiple TBSs, preferably, a failure in one TBS does not necessarily require retransmission of the entire TTI, which more efficiently utilizes the radio resources.

[00031] An AMC controller 34 is also shown in Figures 3A, 3B and 3C. If the channel conditions change, the AMC controller may initiate a change in the modulation and code set used to transfer data. Figure 4 is a flow diagram illustrating such a change occurring in AMC between retransmissions. A TTI is transmitted having multiple TBSs and afterwards, a change in the modulation and coding set occurs, (step 50). To illustrate using Figure 5, a TTI has three TBSs, TBS₁, TBS₂ and TBS₃ applied at the least robust modulation and coding set to achieve the maximum data rate. The modulation and coding set in Figure 5 changes so that only one TBS can be transmitted subsequently. Referring back

to Figure 4, at least one of the TBSs is received with an unacceptable quality and a retransmission is required, (step 52). In the illustration of Figure 5, TBS₂ requires retransmission, as shown by a large "X". The TBS requiring retransmission is sent at the new modulation and coding set and combined with the prior TBS transmission, (step 54). As shown in Figure 5, only TBS₂ is retransmitted and it is combined with the prior TBS₂ transmission. Although this example illustrates sending only one TBS at the more robust modulation and coding set, it is also possible that two TBSs could be transmitted with the more robust modulation and coding set within the TTI.

[00032] Figure 6 is an illustration of multiple TBSs requiring retransmission. Three TBSs, TBS₁, TBS₂ and TBS₃, are transmitted in a TTI. A change in the modulation and coding set occurs such that only one TBS can be sent at a time. All three TBSs are received with an unacceptable quality. A request for retransmission is sent for all three TBSs. Sequentially, each TBS is retransmitted, as shown by retransmission 1, retransmission 2 and retransmission 3 in separate TTIs. The retransmitted TBSs are combined with the prior transmissions. A similar procedure is used, if two TBSs are transmitted with the more robust modulation and coding set within the TTI.

[00033] As illustrated, multiple TBSs allow for maximum data rates and incremental redundancy. A TTI can be transmitted at the least robust modulation and coding set achieving the maximum data rate and subsequent H-ARQ retransmission can be made at a more robust modulation and coding set ensuring greater probability for successful transmission. By allowing

incremental redundancy, radio resources can be used more aggressively. A more aggressive (less robust) modulation and coding set can be used to achieve higher data rates and radio resource efficiency, since transmission can be made using a more conservative (more robust) set to maintain QOS, if channel conditions degrade.

[00034] In a TDD/CDMA communication system, such as in the 3GPP system, two preferred approaches for implementing multiple TBSs within a TTI use either overlapping or non-overlapping time slots. In overlapping time slots, the TBSs may overlap in time. As illustrated in Figure 7, a first TBS in a TTI uses the resource units having an "A" in them. A resource unit is the use of one code in a time slot. A second TBS has the "B" resource units. As shown in Figure 7, in the second time slot, both the first and second TBS are transmitted. Accordingly, the two TBSs' transmissions overlap in time.

[00035] In non-overlapping TBSs, each time slot only contains one TBS of a TTI. As illustrated in Figure 8, a first TBS ("A") is the only TBS in slots one and two. The second TBS ("B") is the only TBS in slots three and four.

[00036] In a FDD/CDMA communication system, such as in the third generation partnership project proposed system, transmissions occur simultaneously. In a FDD/CDMA system, preferably each TBS is assigned a different code/frequency pair for transmission. In an OFDM system, preferably each TBS is assigned a separate sub-carrier for transmission.

*

*

*

CLAIMS

What is claimed is:

1. A method for transmitting data of a transmission time interval in a wireless communication system using adaptive modulation and coding and having a physical layer hybrid automatic repeat request mechanism, the method comprising:

providing a transmission time interval having a plurality of transport block sets;

transmitting the transport block sets with a first specified modulation and coding scheme;

receiving each transport block set and determining whether the received transport block sets meet a specified quality;

when the specified quality is not met, transmitting a repeat request;

changing the specified modulation and coding scheme to a second specified modulation and coding scheme;

in response to the repeat request, retransmitting at least one of the transport block sets;

receiving the retransmitted transport block set; and

combining the retransmitted transport block set with a corresponding previously received transport block set.

2. The method of claim 1 wherein the specified quality is determined using a circular redundancy test.

3. The method of claim 1 wherein the specified quality determination is made on each received transport block set and only the received transport block sets not meeting the specified quality are retransmitted.

4. The method of claim 1 for use in a time division duplex/code division multiple access communication system, wherein the transmitted transport block sets are separated by time.

5. The method of claim 1 for use in a code division multiple access communication system wherein the transmitted transport block sets are separated by codes.

6. The method of claim 1 for use in a time division duplex/code division multiple access communication system wherein the transmitted transport block sets are separated by time and codes.

7. The method of claim 1 for use in an orthogonal frequency division multiple access communication system wherein the transport block sets are separated by sub-carriers.

8. A base station for transmitting data of a transmission time interval using adaptive modulation and coding and having a physical layer hybrid automatic repeat request mechanism, the base station comprising:

a transmitter for transmitting data of a transmission time interval with a first specified modulation and coding scheme, the transmission time interval having a plurality of transport block sets and in response to receiving a repeat request, for retransmitting at least one of the transport block sets; and

an adaptive modulation and coding controller for changing the specified modulation and coding scheme to a second specified modulation and coding scheme.

9. The base station of claim 8 using a time division duplex/code division multiple access air interface, wherein the transmitted transport block sets are separated by time.

10. The base station of claim 8 using a code division multiple access air interface wherein the transmitted transport block sets are separated by codes.

11. The base station of claim 8 using a time division duplex/code division multiple access air interface wherein the transmitted transport block sets are separated by time and codes.

12. The base station of claim 8 using an orthogonal frequency division multiple access air interface wherein the transport block sets are separated by sub-carriers.

13. A base station for transmitting data of a transmission time interval using adaptive modulation and coding and having a physical layer hybrid automatic repeat request mechanism, the base station comprising:

means for transmitting data of a transmission time interval with a first specified modulation and coding scheme, the transmission time interval having a plurality of transport block sets;

means for changing the specified modulation and coding scheme to a second specified modulation and coding scheme; and

means in response to receiving a repeat request, for retransmitting at least one of the transport block sets.

14. The base station of claim 13 using a time division duplex/code division multiple access air interface, wherein the transmitted transport block sets are separated by time.

15. The base station of claim 13 using a code division multiple access air interface wherein the transmitted transport block sets are separated by codes.

16. The base station of claim 13 using a time division duplex/code division multiple access air interface wherein the transmitted transport block sets are separated by time and codes.

17. The base station of claim 13 using an orthogonal frequency division multiple access air interface wherein the transport block sets are separated by sub-carriers.

18. A user equipment for receiving data of a transmission time interval, the transmission time interval data transmitted using adaptive modulation and coding, the user equipment using a physical layer hybrid automatic repeat request mechanism for the received transmission time interval data, the user equipment comprising:

at least one receiver for receiving the transmission time interval data, the transmission time interval data having a plurality of transport block sets, and for receiving at least one retransmitted transport block set, the at least one retransmitted transport block set transmitted using a second specified modulation and coding scheme;

a hybrid automatic repeat request decoder for determining whether data of each of the transport block sets meet a specified quality, and for combining the at least one retransmitted transport block set with a corresponding previously received transport block set; and

an automatic repeat request transmitter for when the specified quality is not met, for transmitting a repeat request.

19. The user equipment of claim 18 wherein the specified quality is determined using a circular redundancy test.

20. The user equipment of claim 18 wherein the specified quality determination is made on each received transport block set and only the received transport block sets not meeting the specified quality are retransmitted.

21. The user equipment of claim 18 wherein the received transmission time interval data is in a time division duplex/code division multiple access format, and the transport block sets of the are separated by time.

22. The user equipment of claim 18 wherein the received transmission time interval data is in a code division multiple access format, and the transport block sets of the are separated by codes.

23. The user equipment of claim 18 wherein the received transmission time interval data is in a time division duplex/code division multiple access format, and the transport block sets of the are separated by time and codes.

24. The user equipment of claim 18 wherein the received transmission time interval data is in orthogonal frequency division multiple access format, and the transport block sets of the are separated by sub-carriers.

25. A user equipment for receiving data of a transmission time interval, the transmission time interval data transmitted using adaptive modulation and coding, the user equipment using a physical layer hybrid automatic repeat

request mechanism for the received transmission time interval data, the user equipment comprising:

means for receiving the transmission time interval data, the transmission time interval data having a plurality of transport block sets;

means for determining whether data of each of the transport block sets meet a specified quality;

means for when the specified quality is not met, for transmitting a repeat request;

means for receiving at least one retransmitted transport block set, the at least one retransmitted transport block set transmitted using a second specified modulation and coding scheme; and

means for combining the at least one retransmitted transport block set with a corresponding previously received transport block set.

26. The user equipment of claim 25 wherein the specified quality is determined using a circular redundancy test.

27. The user equipment of claim 25 wherein the specified quality determination is made on each received transport block set and only the received transport block sets not meeting the specified quality are retransmitted.

28. The user equipment of claim 25 wherein the received transmission time interval data is in a time division duplex/code division multiple access format, and the transport block sets of the are separated by time.

29. The user equipment of claim 25 wherein the received transmission time interval data is in a code division multiple access format, and the transport block sets of the are separated by codes.

30. The user equipment of claim 25 wherein the received transmission time interval data is in a time division duplex/code division multiple access format, and the transport block sets of the are separated by time and codes.

31. The user equipment of claim 25 wherein the received transmission time interval data is in orthogonal frequency division multiple access format, and the transport block sets of the are separated by sub-carriers.

1/7

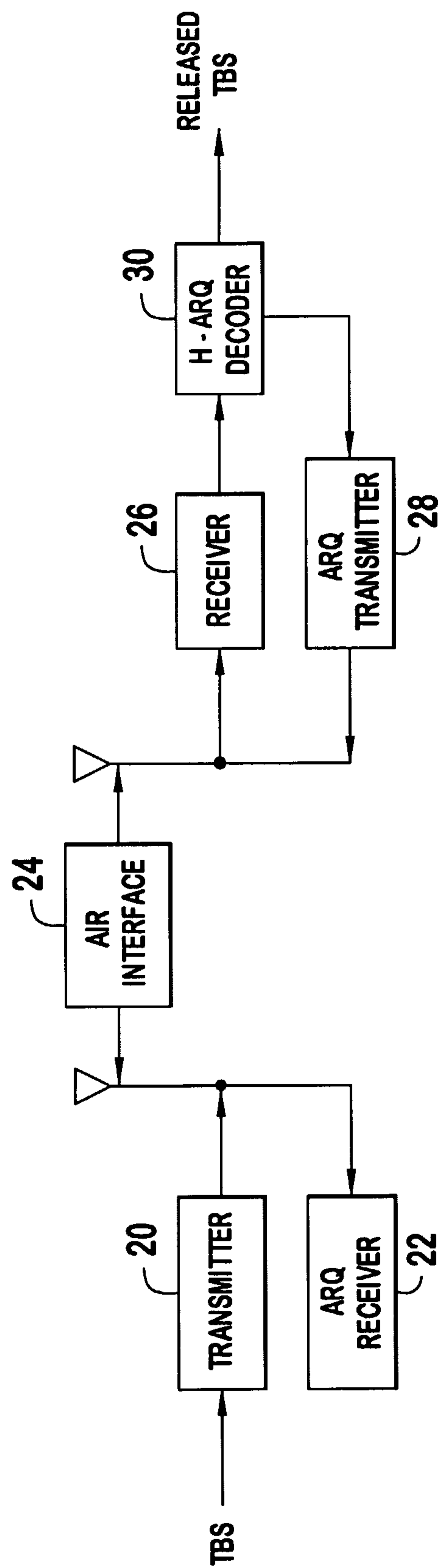


FIG. 1

2/7

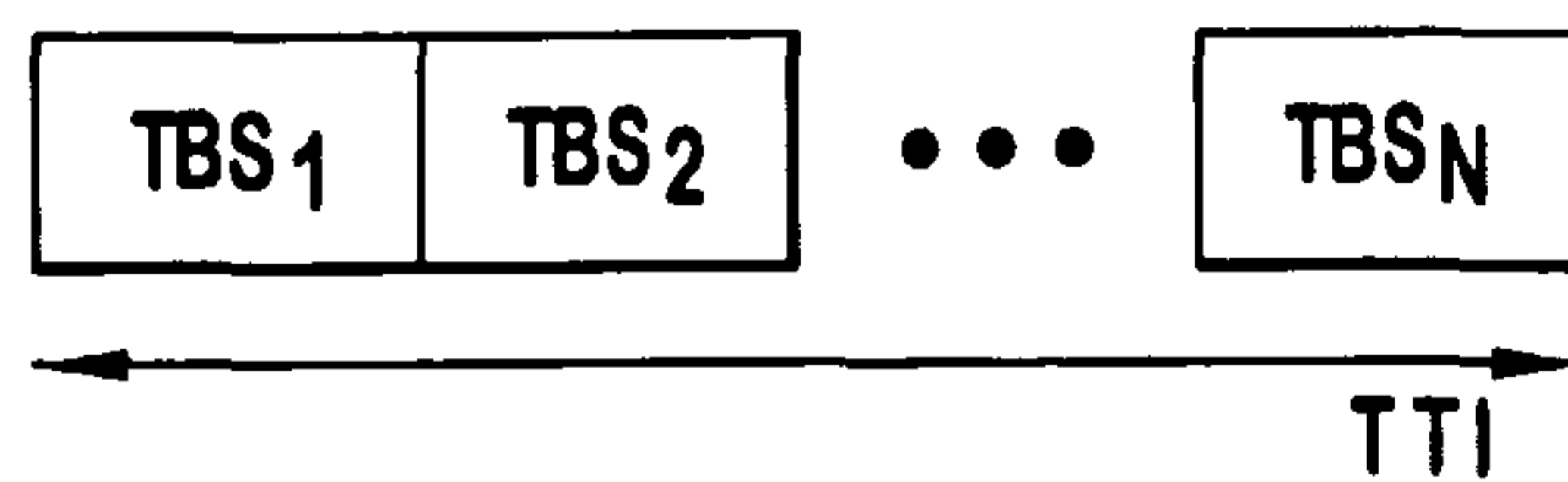


FIG. 2A

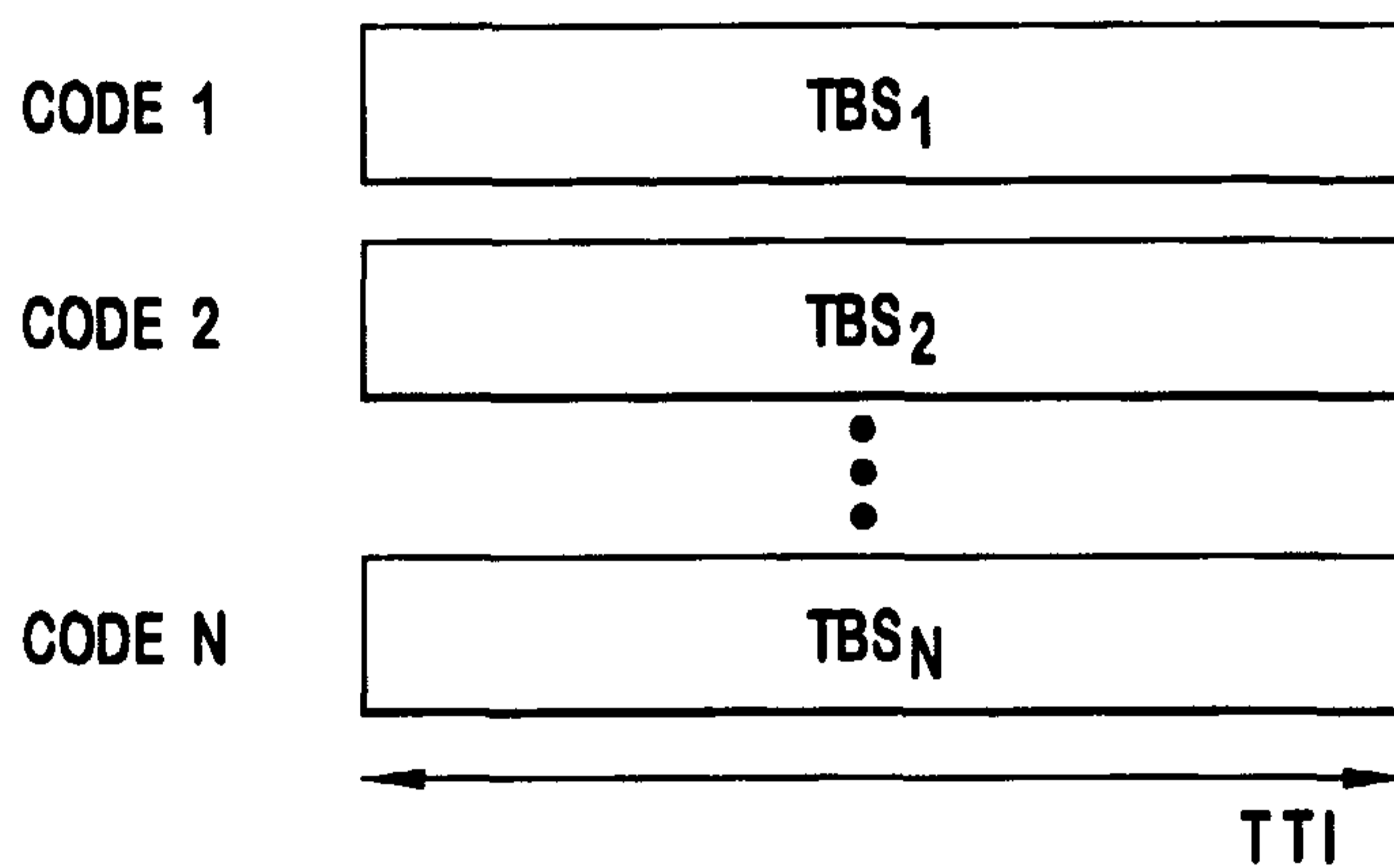


FIG. 2B

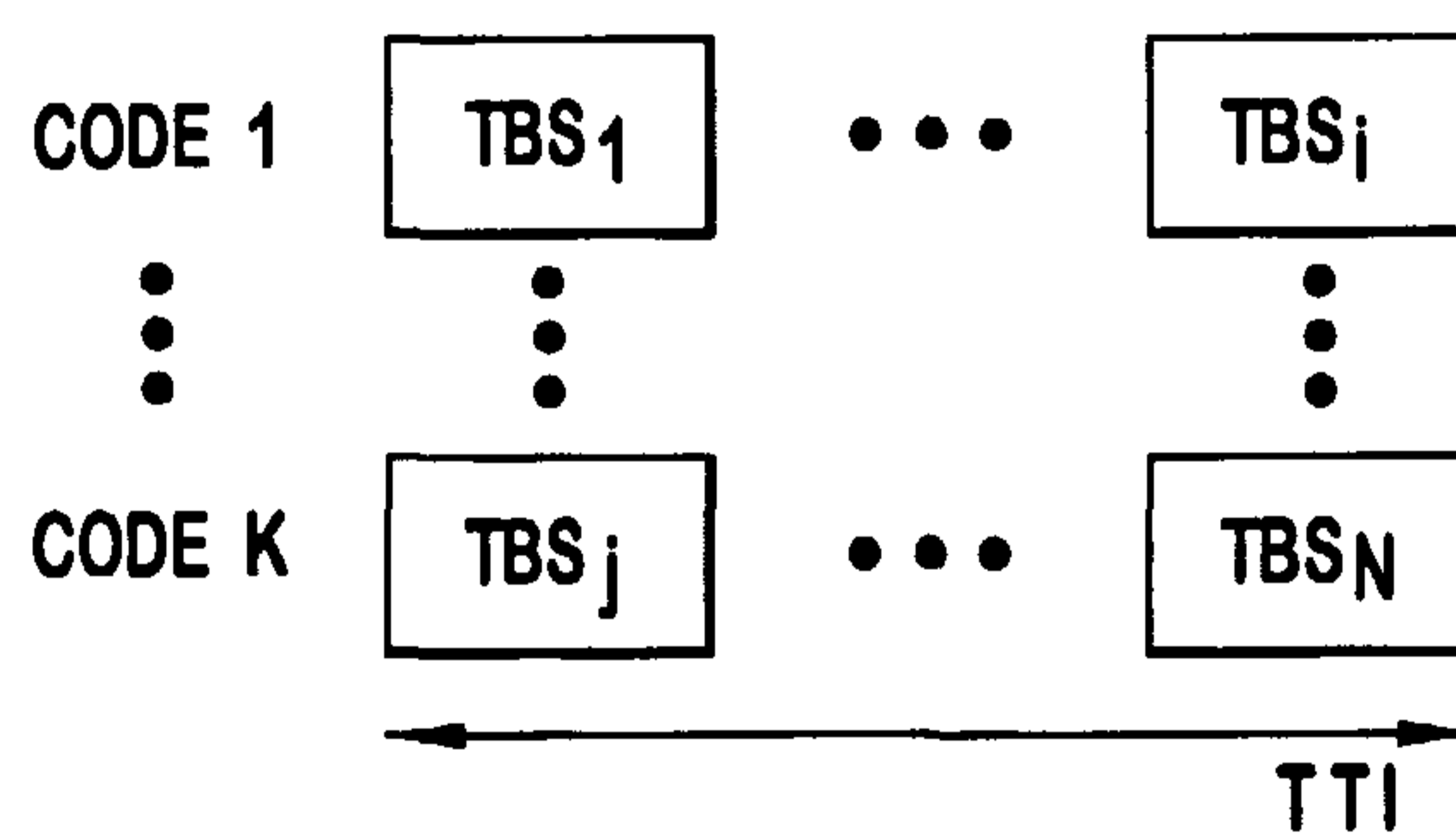


FIG. 2C

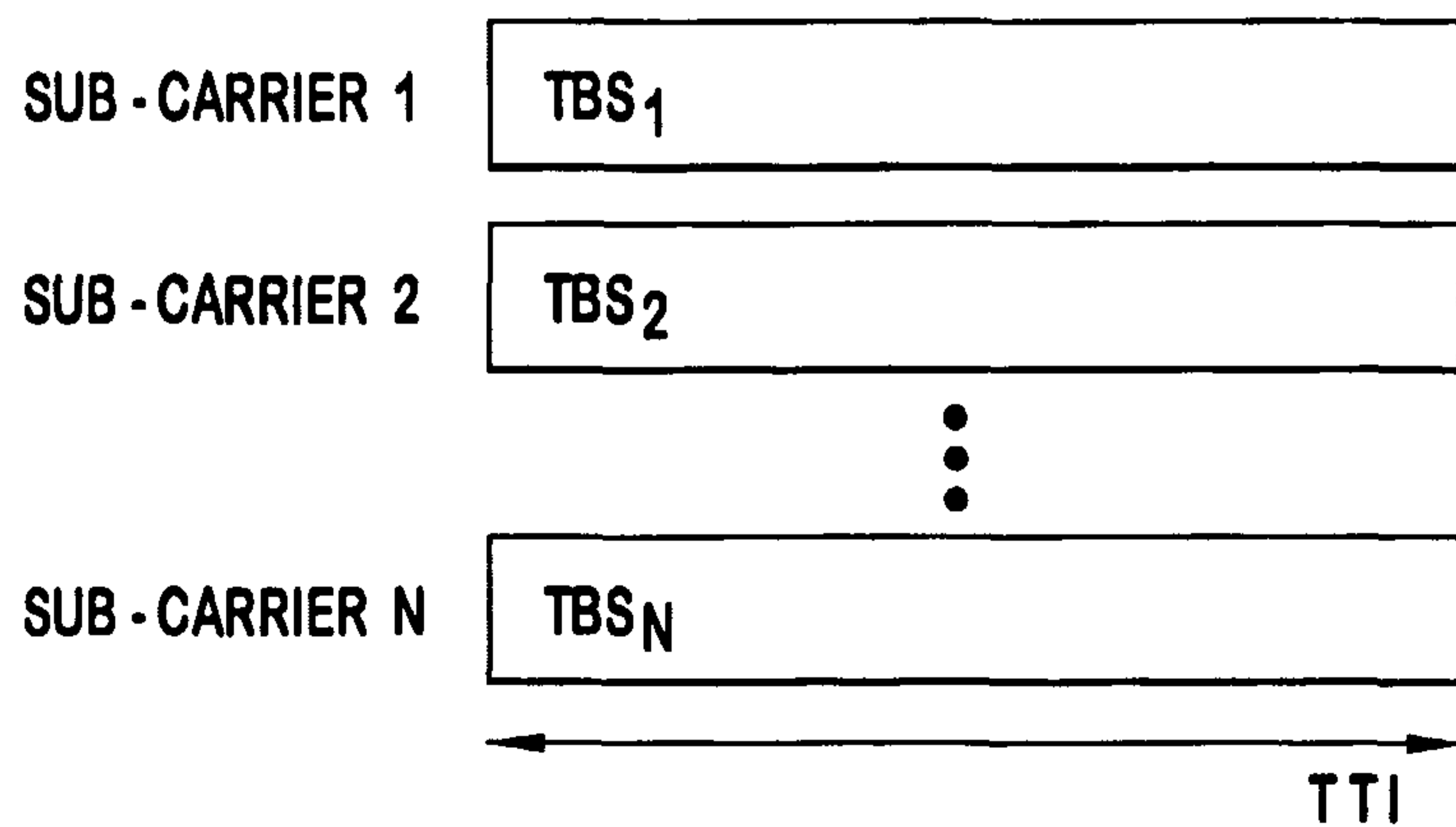


FIG. 2D

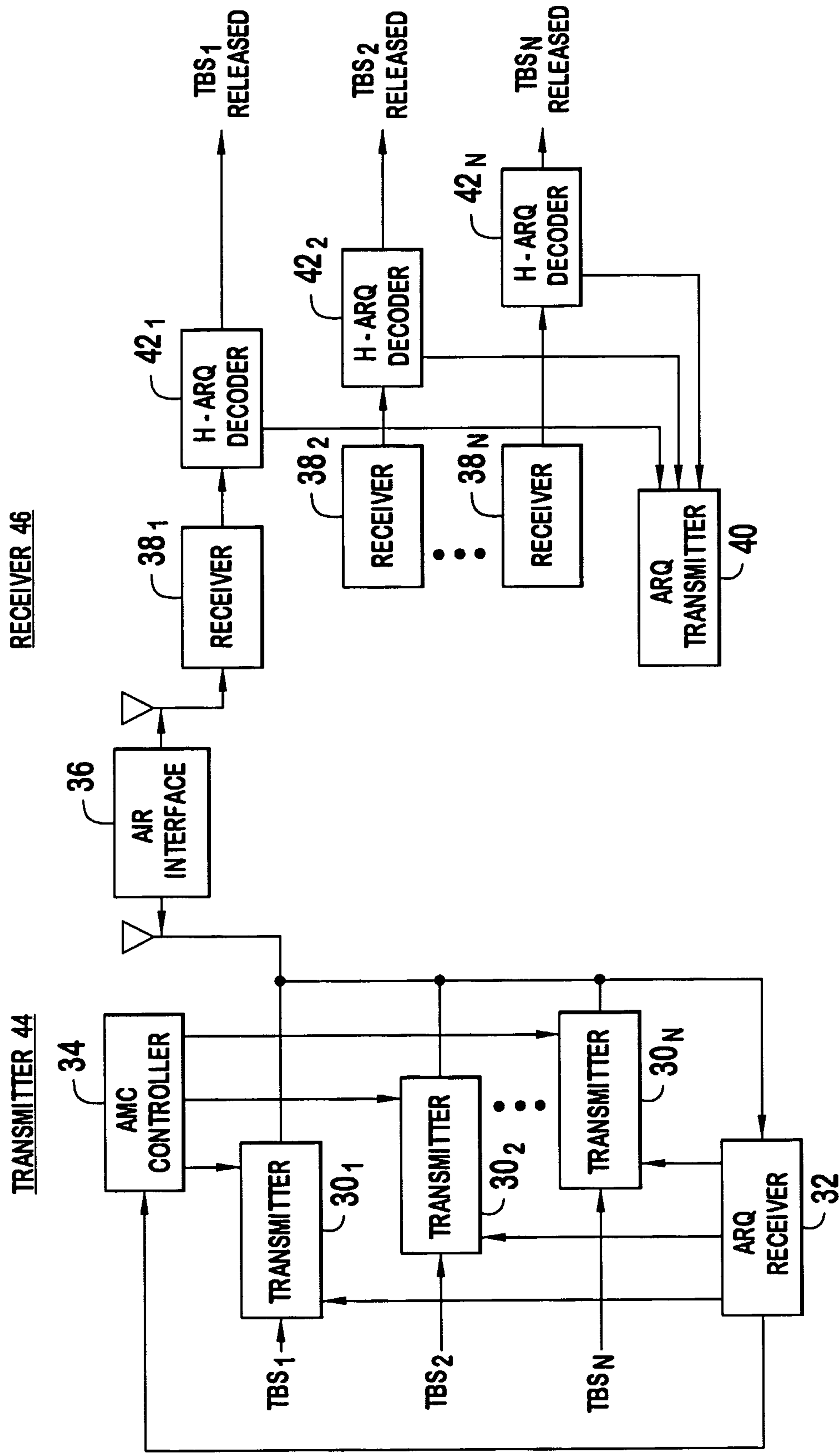


FIG. 3A

4/7

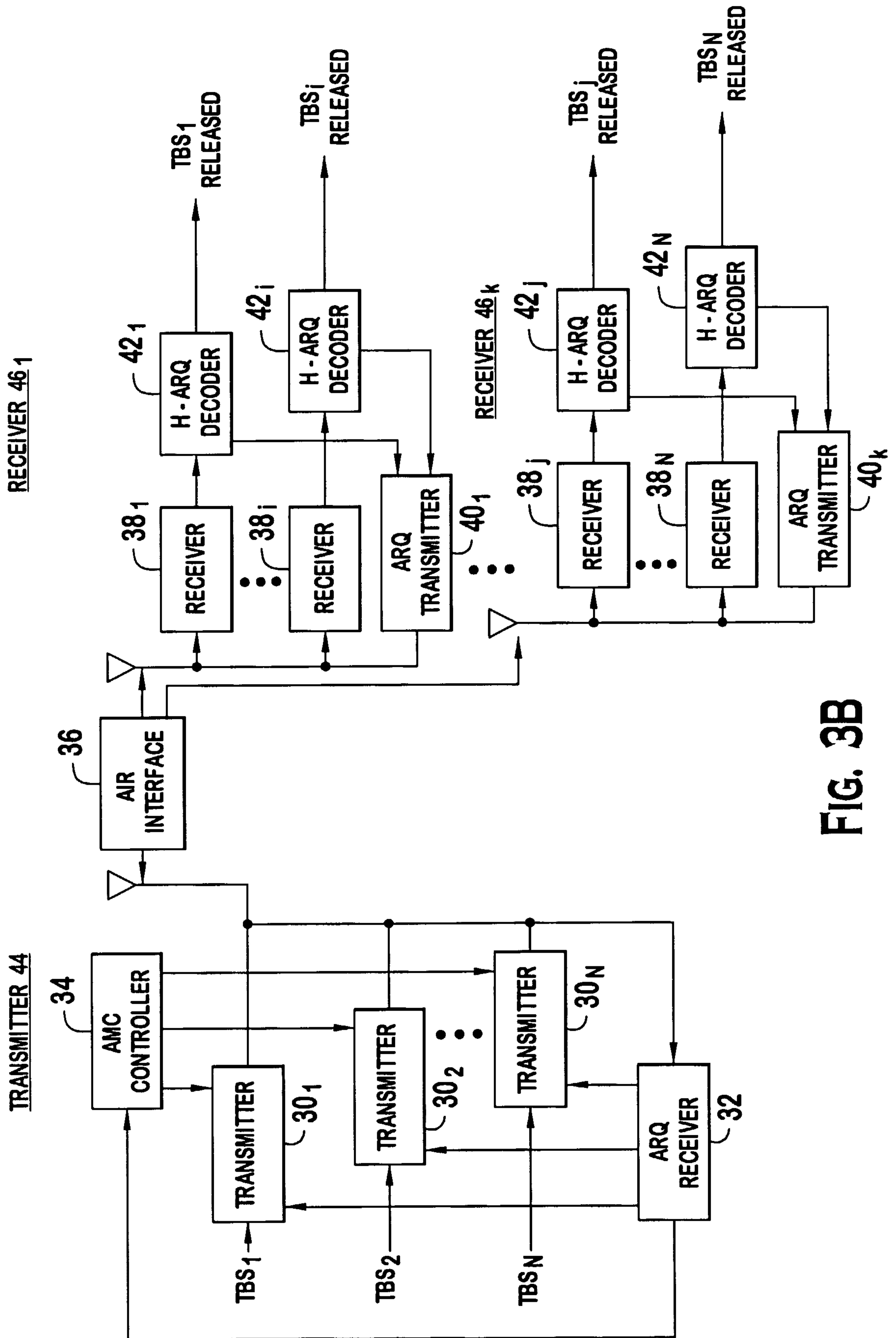


FIG. 3B

5/7

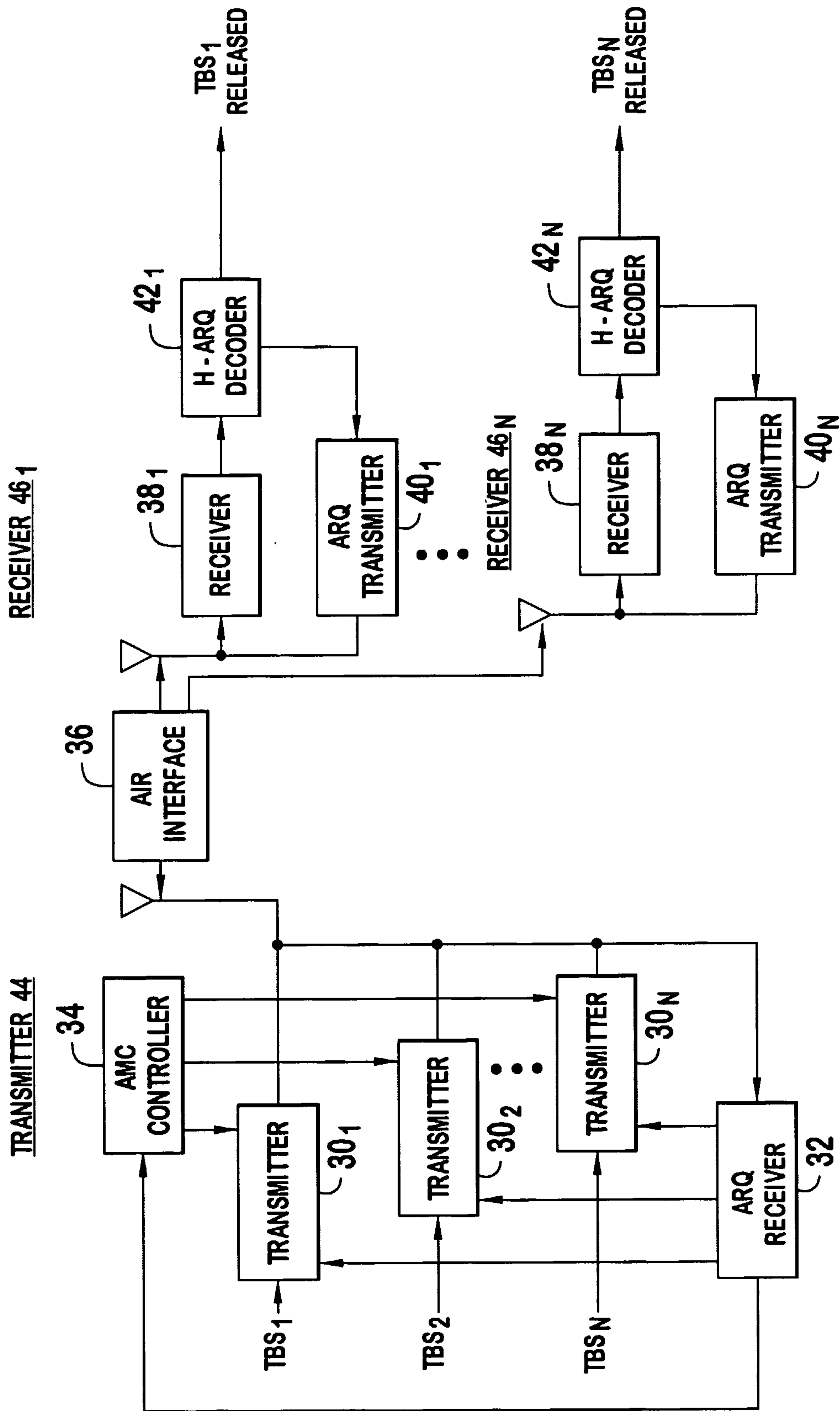


FIG. 3C

6/7

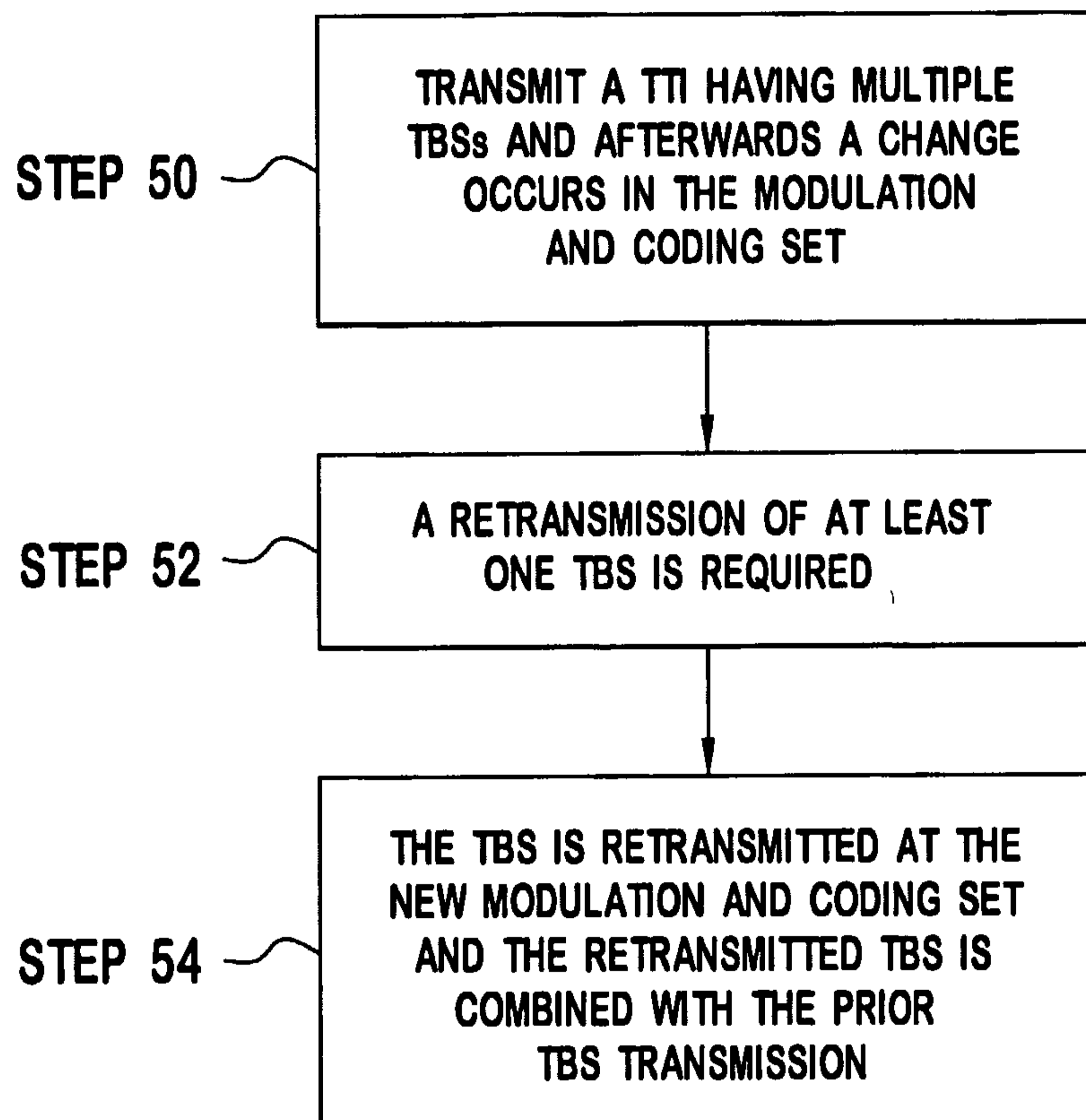


FIG. 4

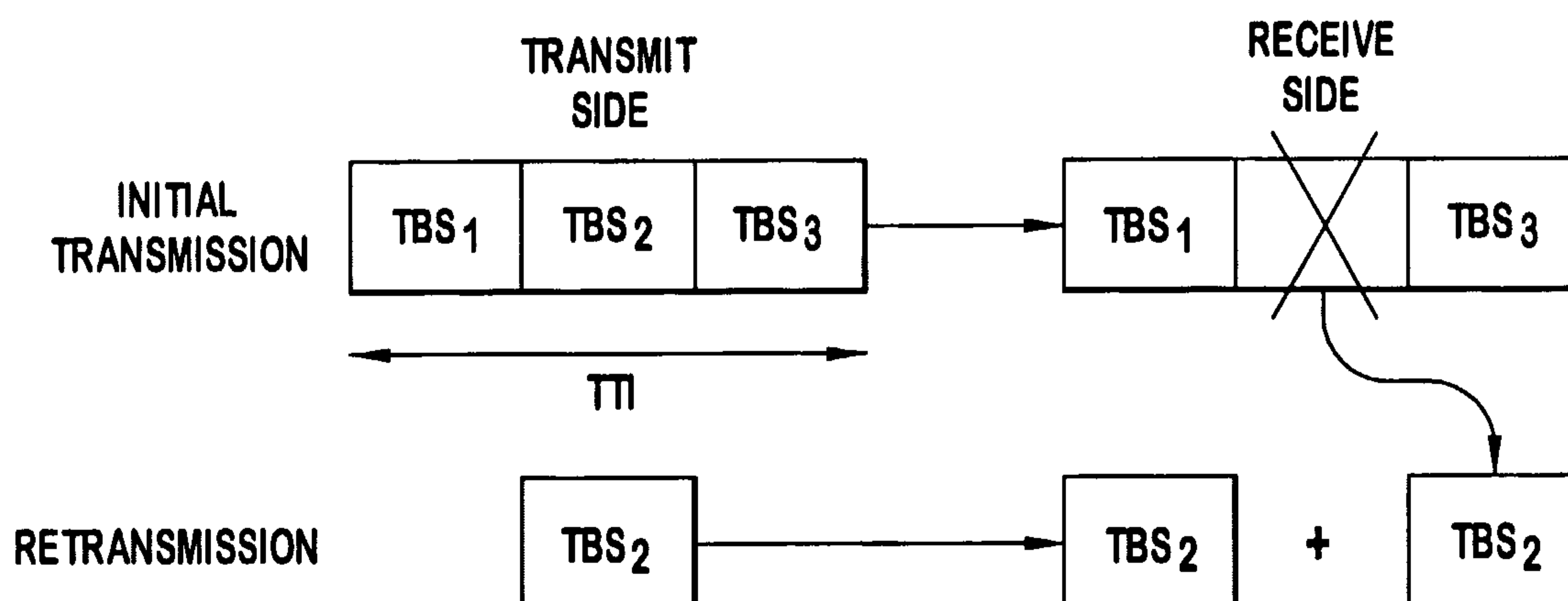


FIG. 5

717

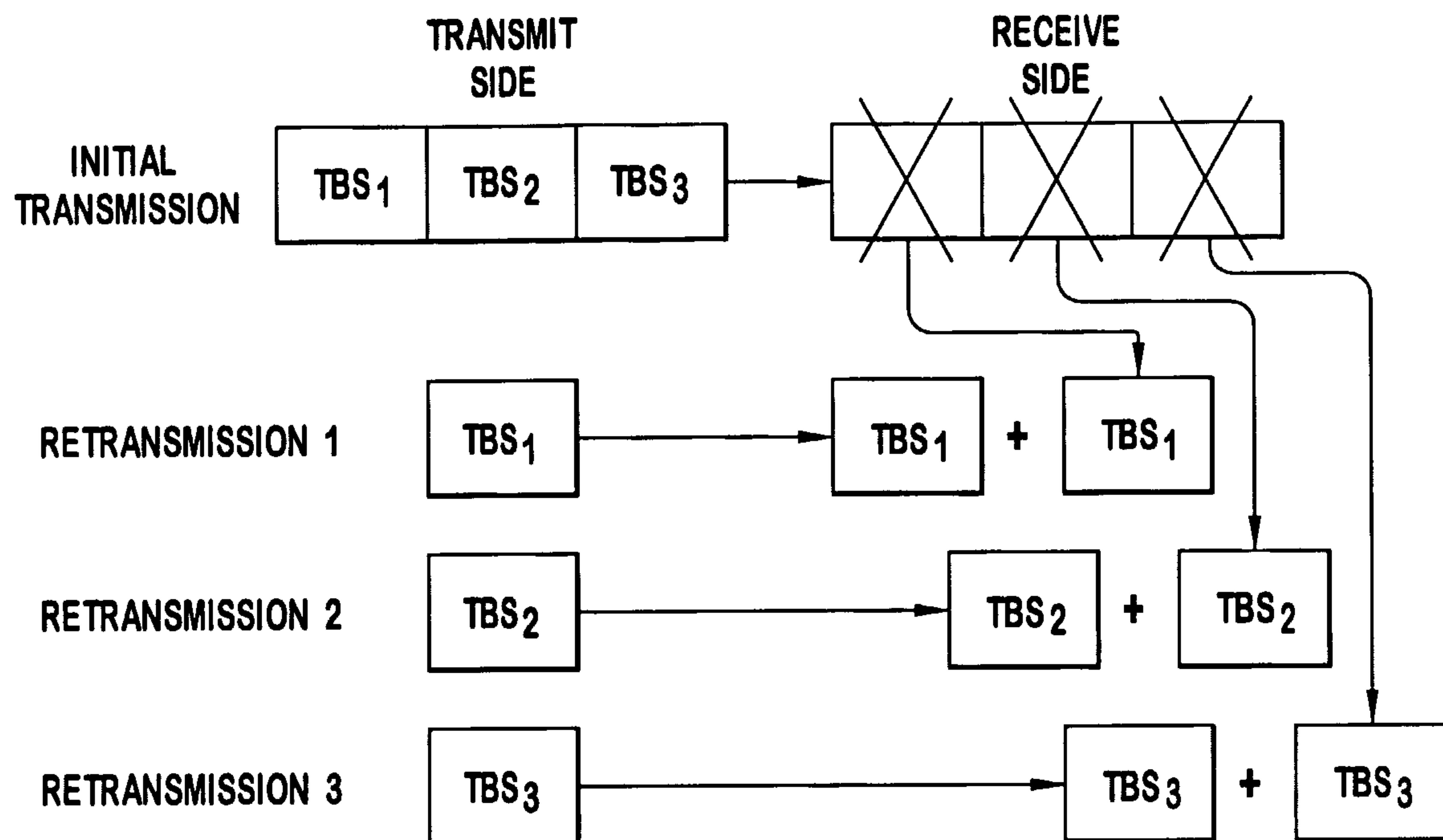


FIG. 6

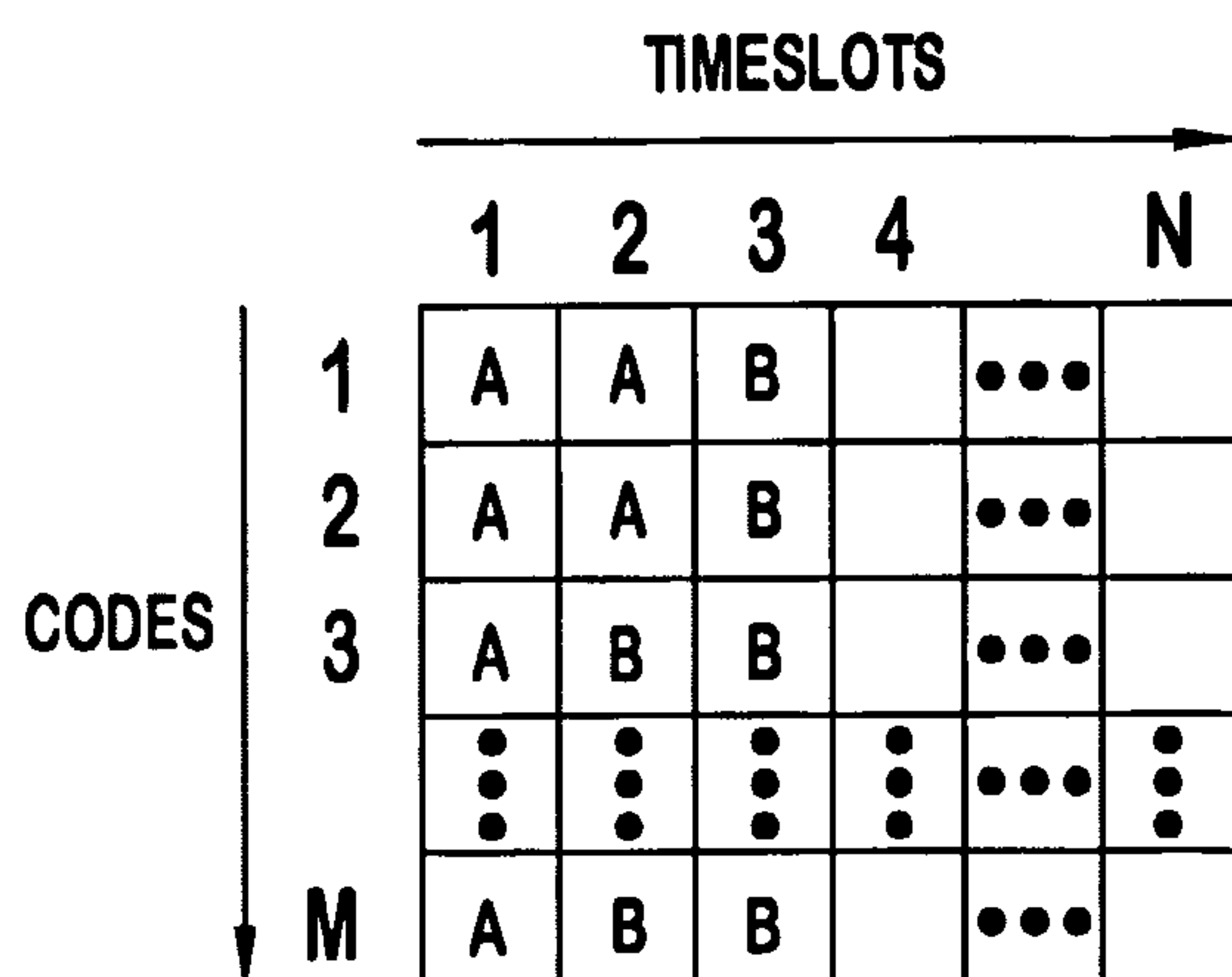


FIG. 7

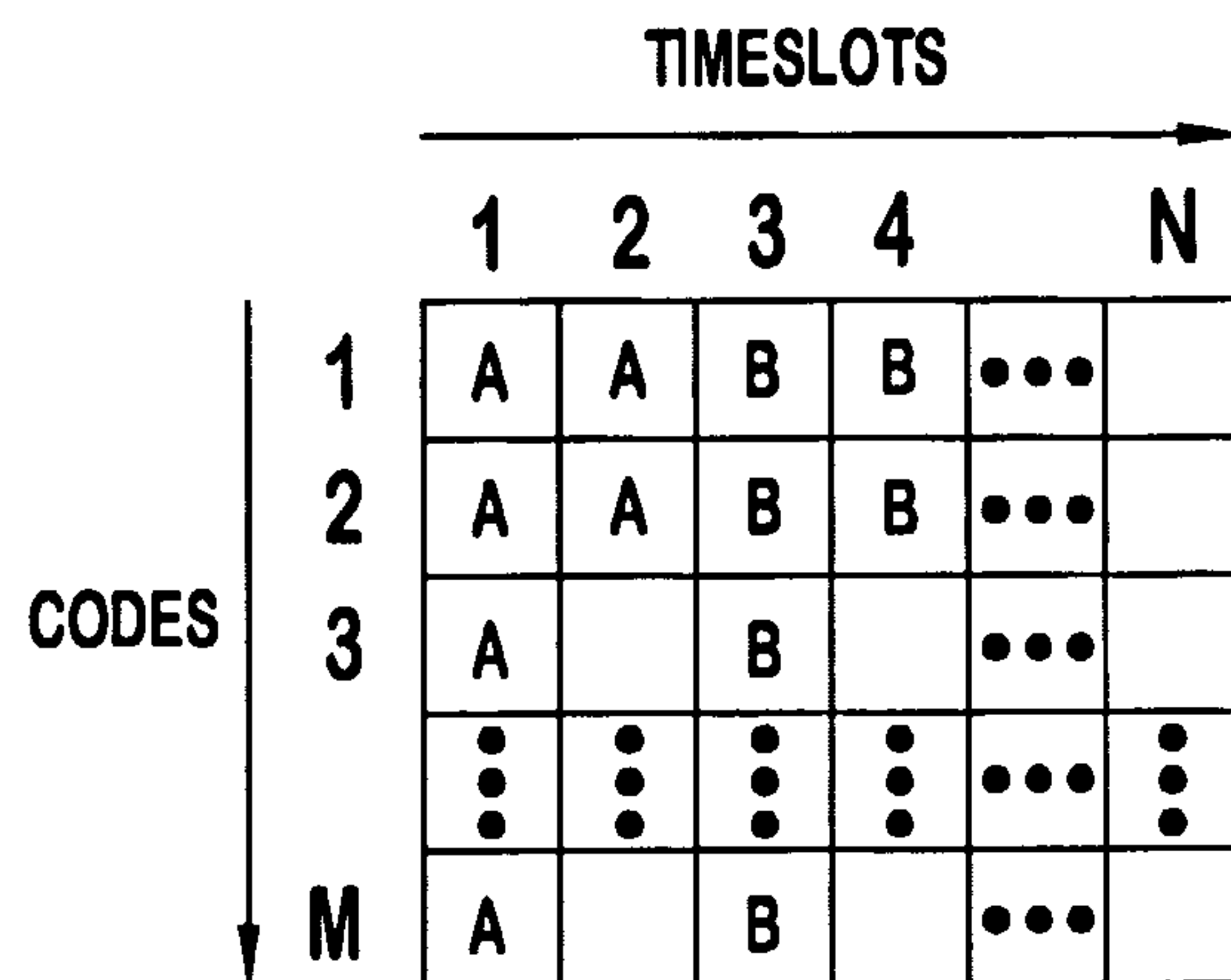


FIG. 8

STEP 50

**TRANSMIT A TTI HAVING MULTIPLE
TBSs AND AFTERWARDS A CHANGE
OCCURS IN THE MODULATION
AND CODING SET**

STEP 52

**A RETRANSMISSION OF AT LEAST
ONE TBS IS REQUIRED**

STEP 54

**THE TBS IS RETRANSMITTED AT THE
NEW MODULATION AND CODING SET
AND THE RETRANSMITTED TBS IS
COMBINED WITH THE PRIOR
TBS TRANSMISSION**