



US00D614136S

(12) **United States Design Patent**
Chyan et al.

(10) **Patent No.:** **US D614,136 S**

(45) **Date of Patent:** **** Apr. 20, 2010**

(54) **CAR CHARGER**

(75) Inventors: **Yu-Hao Chyan**, Taipei Hsien (TW);
Yan-Juan Ji, Shenzhen (CN);
Shin-Hong Chung, Taipei Hsien (TW)

(73) Assignee: **Hon Hai Precision Industry Co., Ltd.**,
Tu-Cheng, Taipei Hsien (TW)

(**) Term: **14 Years**

(21) Appl. No.: **29/336,236**

(22) Filed: **Apr. 29, 2009**

(30) **Foreign Application Priority Data**

Jan. 7, 2009 (CN) 2009 3 0300035

(51) **LOC (9) Cl.** **13-03**

(52) **U.S. Cl.** **D13/144**

(58) **Field of Classification Search** D13/102-103,
D13/107-110, 118-119, 133, 144, 184; D14/251,
D14/253, 432, 434, 184; 439/300, 620, 638,
439/668-669, 675, 825; 320/107-115; 363/146
See application file for complete search history.

(56) **References Cited**

U.S. PATENT DOCUMENTS

D392,617 S * 3/1998 Yokozawa D13/144
D406,261 S * 3/1999 Kettula et al. D13/144
D409,568 S * 5/1999 Lindahl D13/144
D442,543 S * 5/2001 Krumenacker et al. D13/107

D481,358 S * 10/2003 Hsiao D13/144
D490,058 S * 5/2004 Mkhitarian D13/144
D492,249 S * 6/2004 Suomalainen et al. D13/108
D522,457 S * 6/2006 Riede D13/144
D524,285 S * 7/2006 Dayan D14/155
D541,254 S * 4/2007 Dayan D14/155
D545,274 S * 6/2007 Dong D13/144
D592,594 S * 5/2009 Stiff et al. D13/110

OTHER PUBLICATIONS

Auto Parts & Turning Accessories, p. 268, Taipei, Taiwan, http://www.ttinet.net/trade_publications/magazine/taiwan_auto_parts.html.

* cited by examiner

Primary Examiner—Rosemary K Tarcza

(74) *Attorney, Agent, or Firm*—Zhigang Ma

(57) **CLAIM**

The ornamental design for a car charger, as shown and described.

DESCRIPTION

FIG. 1 is a perspective view of the design for a car charger;

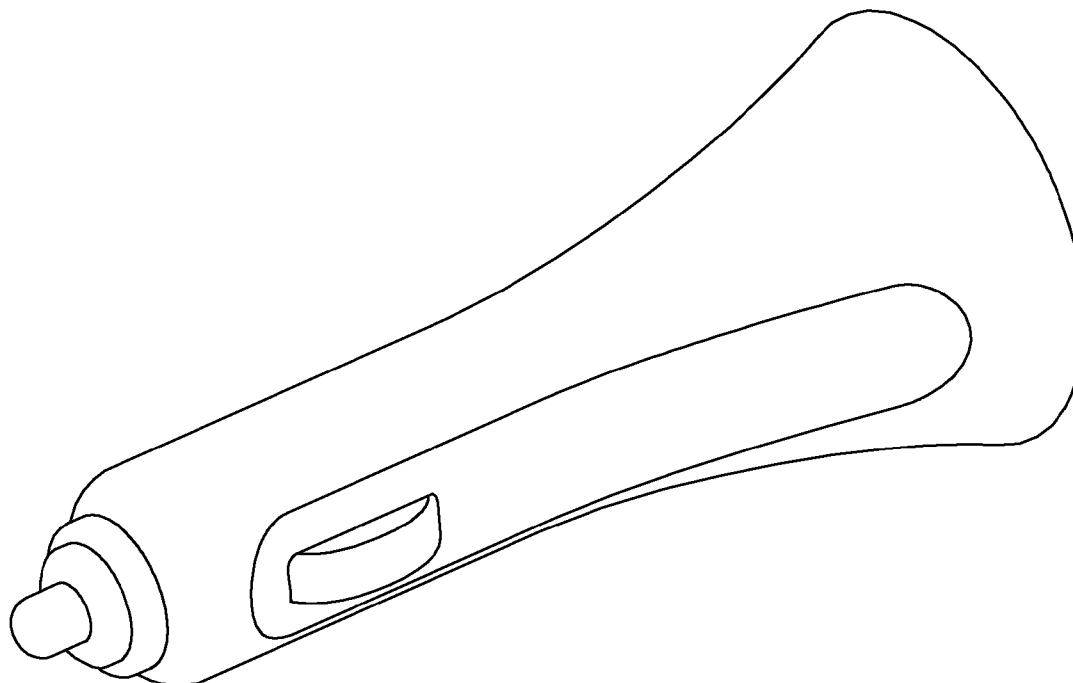
FIG. 2 is a front elevational view thereof, the rear view being identical;

FIG. 3 is a left side view thereof, the right side view being identical;

FIG. 4 is a top plan view thereof; and,

FIG. 5 is a bottom plan view thereof.

1 Claim, 5 Drawing Sheets



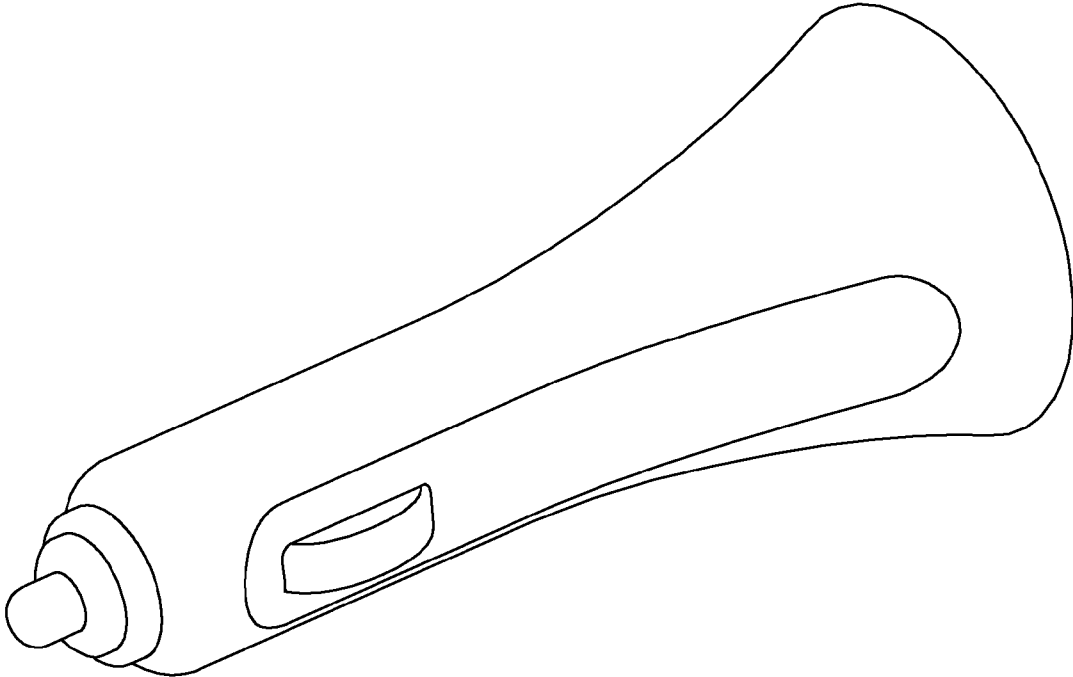


FIG. 1

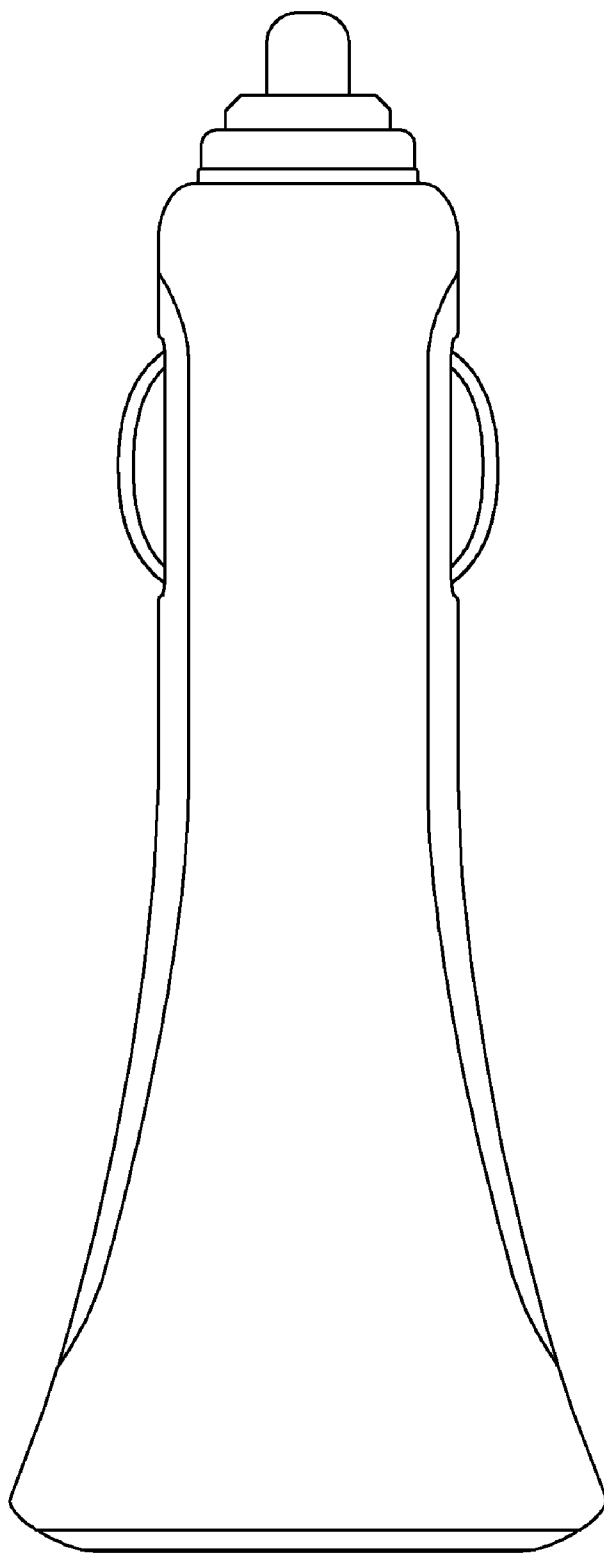


FIG. 2

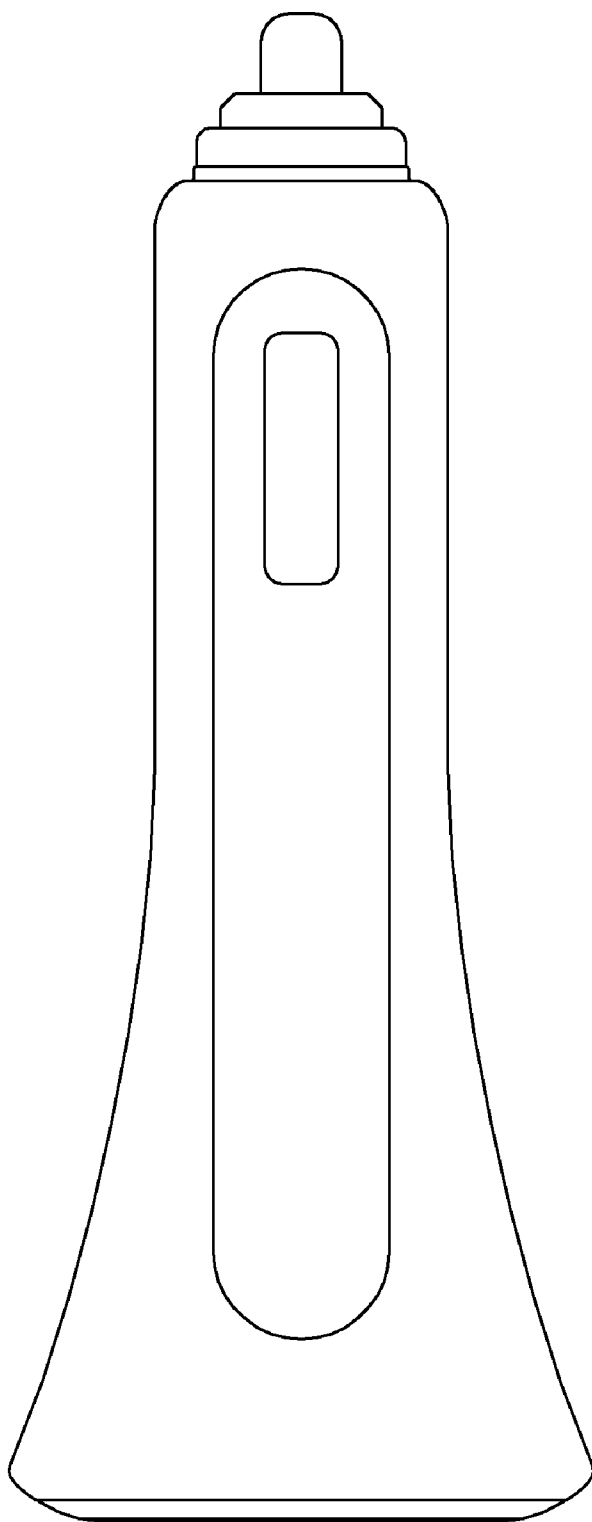


FIG. 3

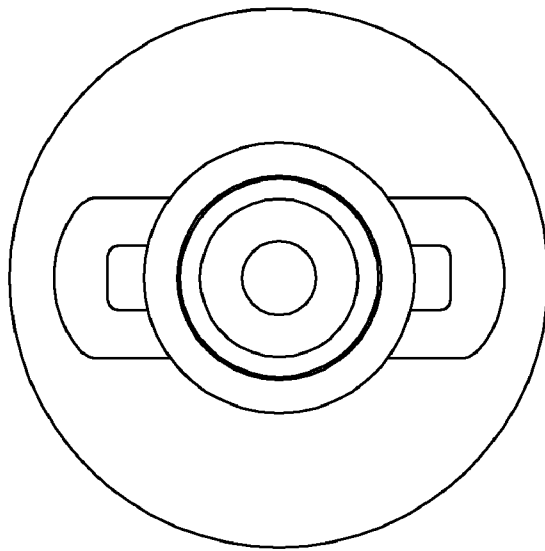


FIG. 4

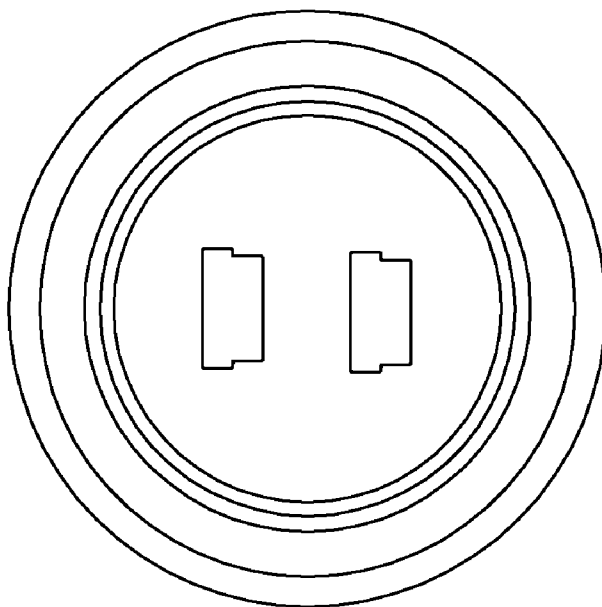


FIG. 5