

(No Model.)

F. FISCHER.
ENVELOP.

No. 577,129.

Patented Feb. 16, 1897.

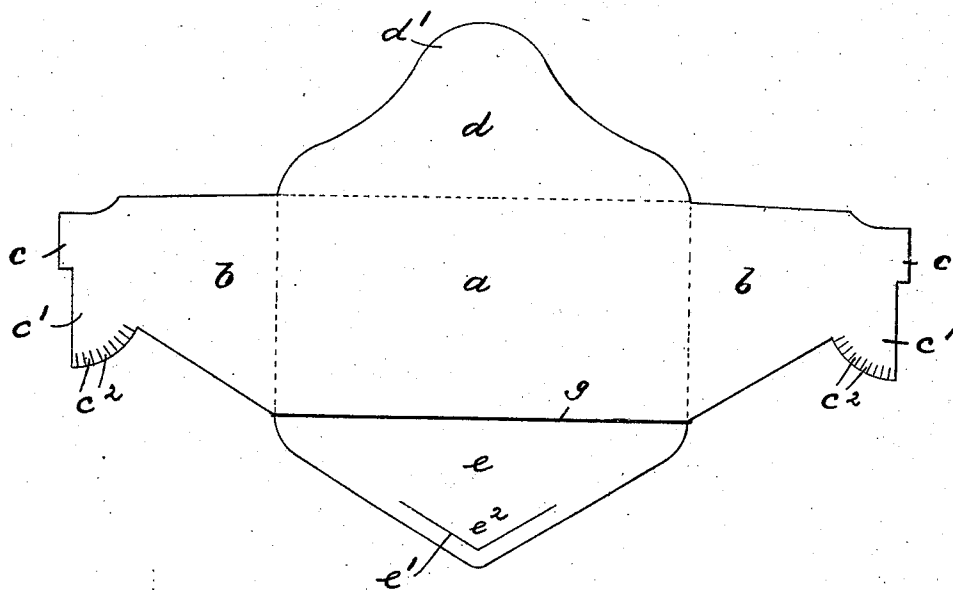


Fig. 1.

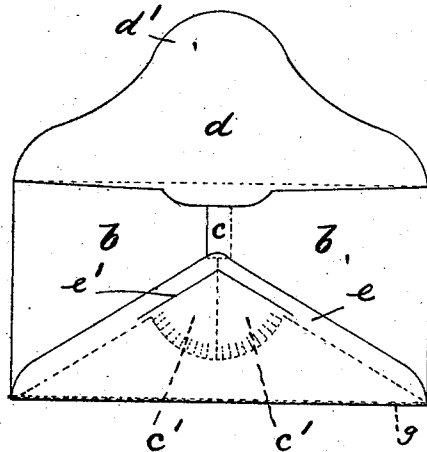


Fig. 2.




Fig. 3.

WITNESSES:

Wm. D. Bell.
Duncan M. Robertson.

INVENTOR:

Frank Fischer

BY Partner & Co

ATTY'S.

UNITED STATES PATENT OFFICE.

FRANK FISCHER, OF PATERSON, NEW JERSEY.

ENVELOP.

SPECIFICATION forming part of Letters Patent No. 577,129, dated February 16, 1897.

Application filed December 15, 1896. Serial No. 615,731. (No model.)

To all whom it may concern:

Be it known that I, FRANK FISCHER, a subject of the Emperor of Germany, residing in Paterson, county of Passaic, and State of New Jersey, have invented certain new and useful Improvements in Envelops; and I do hereby declare the following to be a full, clear, and exact description of the invention, such as will enable others skilled in the art to which it appertains to make and use the same, reference being had to the accompanying drawings, and to letters of reference marked thereon, which form a part of this specification.

My invention relates to envelops so constructed as to render clandestine opening impossible. Its object is to provide envelops answering the above purpose of simple construction and which can be easily manufactured and will not be more expensive than ordinary mailing-envelops.

The invention consists in certain details of improvement and in the combination of parts, substantially as will be hereinafter more fully described, and finally embodied in the clauses of the claim.

In the accompanying drawings, Figure 1 represents the blank of my improved envelop spread open; Fig. 2, a back view of my improved envelop with its closing-flap opened, and Fig. 3 an enlarged central sectional view of the envelop when closed.

In said drawings, *a* represents the body of the envelop, having the side flaps *b b*, the lower flap *e*, and the upper flap *d*. The side flaps *b*, with their projecting portions *c*, are provided at their lower edges with tongues *c'*, having their curved edges incised, as at *c''*, and adapted, when the flaps are folded together, as in Fig. 2, to form a segmental-shaped tongue to correspond substantially in shape and size to the curved portion *d'* of the upper flap *d*.

The lower flap *e* is provided with a substantially V-shaped incision *e'*, the sides of which are preferably parallel to the edges of the said flap and are of a size large enough to permit the insertion of the curved portion *d'* of the upper flap *d*.

A cord *g* is placed within one of the folds of the envelop and is secured thereto by glue or in any desired manner. Said cord projects

beyond the respective edges of the envelop and will facilitate the opening of the same, as will be manifest.

The upper flap is covered along its inner edge with an adhesive substance, which when folded will fall on the edges of the lower flap and its curved portion *d'* after being inserted through the cut or incision *e'* exactly upon the incised edges *c'' c''* of the tongues *c' c'*, to which it adheres.

The inner edge of the V-shaped flap *e'*, formed by the incision *e'*, is also provided with an adhesive substance, which, when moistened, will adhere to the outer surface of the upper flap *d*, as will be manifest.

From the foregoing it can be seen that the envelop when once closed cannot be opened clandestinely, as the incised edges of the tongues *c'* would necessarily be torn off. Furthermore, additional safety is rendered the envelop by having the upper flap penetrating the lower flap.

Having thus described my invention, what I claim as new, and desire to secure by Letters Patent, is—

1. The combination with the side flaps of an envelop, of a curved tongue projecting from each of said flaps and having their edges incised, substantially as and for the purposes described.

2. In an envelop, the combination with the side flaps and the upper flap, of a curved tongue projecting from the lower edges of each side flap and having their curved edges incised, said tongues when folded together to correspond substantially in shape and size to the curved portion of the upper flap and to be engaged thereby, substantially as described.

3. In an envelop, the combination with the side flaps, the upper flap and the lower flap, of a curved tongue projecting from the lower edges of each side flap and adapted to be engaged by the inner surface of the curved portion of the upper flap, and a substantially V-shaped flap formed within the lower flap by a V-shaped incision, and adapted to engage the outer surface of the curved portion of the upper flap, substantially as and for the purposes described.

4. The combination with the flaps of an en-

velop, of a substantially V-shaped flap formed in the lower flap, and a curved tongue projecting from each side flap and having their edges incised, the said tongues being adapted
5 to be covered and engaged by the inner surface of the curved portion of the upper flap, while the outer surface of the said curved portion of the upper flap is adapted to be engaged by the inner surface of the lower flap,

substantially as and for the purposes described.

In testimony that I claim the foregoing I have hereunto set my hand this 11th day of December, 1896.

FRANK FISCHER.

Witnesses:

ALFRED GARTNER,
DUNCAN M. ROBERTSON.