



US00D448258B1

(12) **United States Design Patent**
Hay et al.

(10) **Patent No.:** **US D448,258 S**

(45) **Date of Patent:** **** Sep. 25, 2001**

(54) **GARDEN TOOL**

(75) Inventors: **Christopher James McCaughan Hay;**
Gregory Clegg Spooner, both of Hong
Kong (HK)

(73) Assignee: **Hayco Manufacturing, Ltd.**, Hong
Kong (HK)

(**) Term: **14 Years**

(21) Appl. No.: **29/127,783**

(22) Filed: **Aug. 11, 2000**

(51) **LOC (7) Cl.** **08-01**

(52) **U.S. Cl.** **D8/10**

(58) **Field of Search** D8/1, 10, 97, 107;
294/49, 57; 172/371

(56) **References Cited**

U.S. PATENT DOCUMENTS

- D. 318,602 * 7/1991 Vosbikian D8/10
- D. 383,049 * 9/1997 Cancari et al. D8/107
- D. 384,251 * 9/1997 Yeh D8/10

- D. 387,649 * 12/1997 Cancari et al. D8/10
- D. 420,887 * 2/2000 Chen D8/107
- D. 427,030 * 6/2000 Wen D8/1

* cited by examiner

Primary Examiner—Robin V. Taylor

(74) *Attorney, Agent, or Firm*—Reese Taylor

(57) **CLAIM**

We claim the ornamental design for a garden tool, as shown and described.

DESCRIPTION

FIG. 1 is a perspective view of a garden tool showing our new design;

FIG. 2 is a top plan view thereof;

FIG. 3 is a front side elevational view thereof;

FIG. 4 is a left side elevational view thereof;

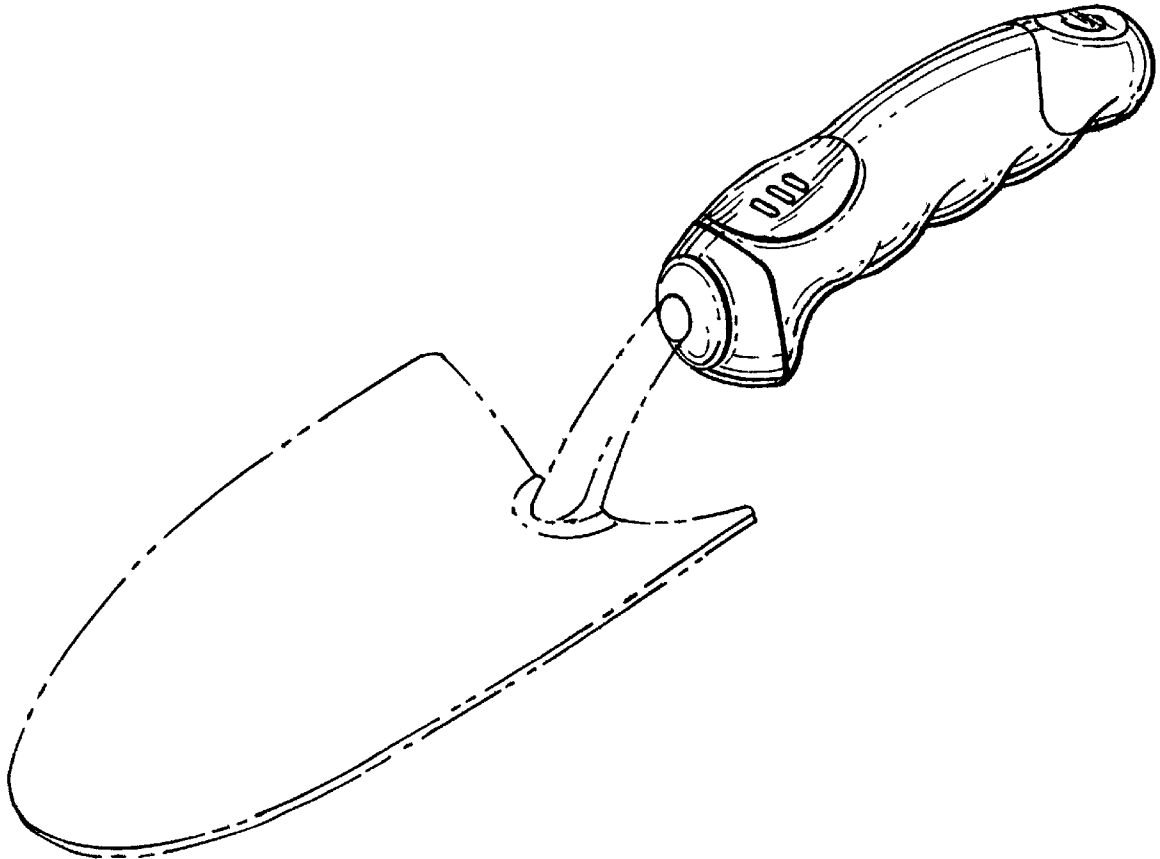
FIG. 5 is a rear elevational view thereof;

FIG. 6 is a right side elevational view thereof; and,

FIG. 7 is a bottom plan view thereof.

The broken line showing is for illustrative purposes only and forms no part of the claimed design.

1 Claim, 3 Drawing Sheets



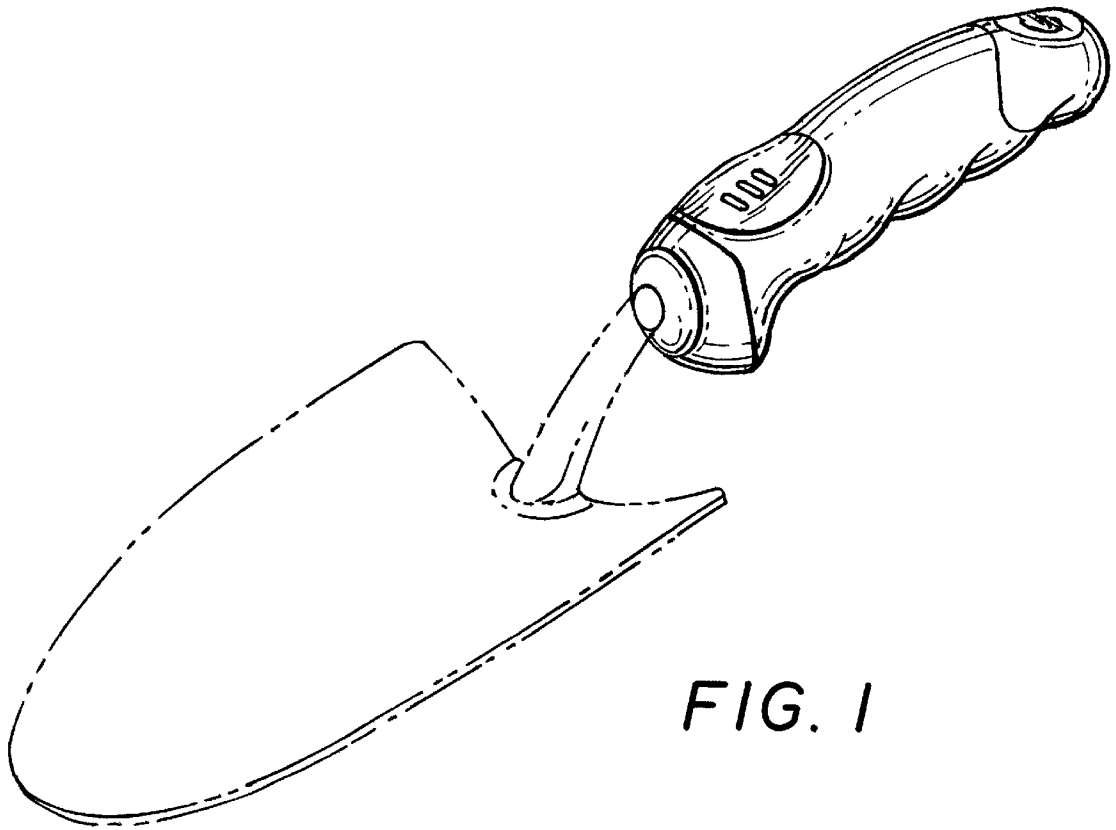


FIG. 1

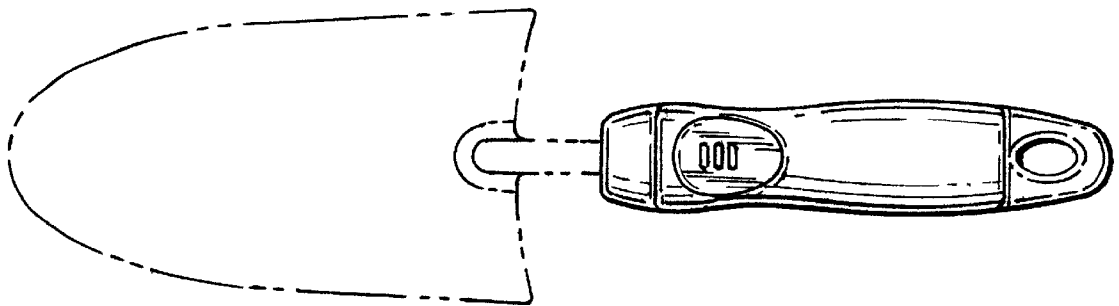


FIG. 2

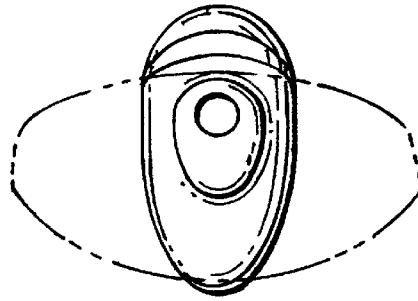


FIG. 3

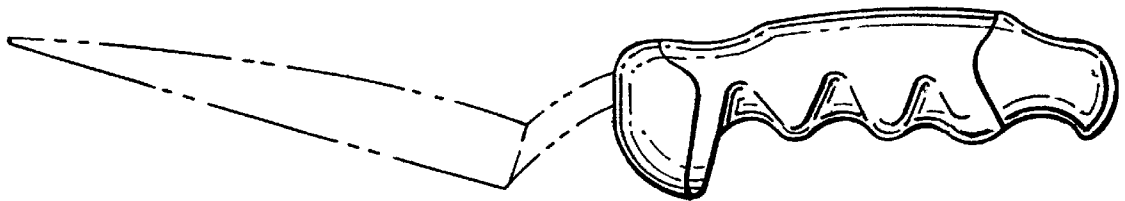


FIG. 4

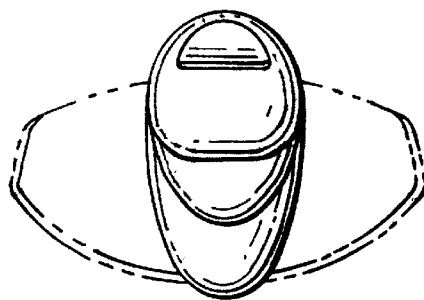


FIG. 5




FIG. 6

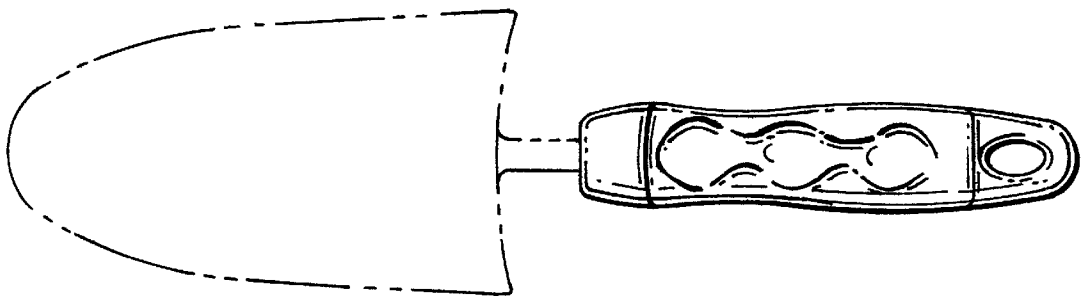


FIG. 7