



US00D345034S

**United States Patent** [19]  
**Fitzwater**

[11] **Patent Number: Des. 345,034**  
[45] **Date of Patent: \*\* Mar. 8, 1994**

[54] **SELF CONTAINED CARPET CLEANING MACHINE**

D. 318,543 7/1991 Shero ..... D32/23  
4,809,397 3/1989 Jacobs et al. .... 15/320

[75] **Inventor: Edwin Fitzwater, Rahway, N.J.**

[73] **Assignee: Rug Doctor, L.P., Fresno, Calif.**

[\*\*] **Term: 14 Years**

[21] **Appl. No.: 685,013**

[22] **Filed: Apr. 15, 1991**

[52] **U.S. Cl. .... D32/21**

[58] **Field of Search ..... 15/327.1, 327.2, 327.4,  
15/327.6, 327.7, 320, 321, 347, 334, 353, 410;  
D32/21-24**

[56] **References Cited**

**U.S. PATENT DOCUMENTS**

D. 253,472 11/1979 Cannon et al. .... D32/23  
D. 274,380 6/1984 Palmer ..... D32/16  
D. 292,336 10/1987 Kieft et al. .... D32/23  
D. 298,479 11/1988 Jacobs et al. .... D32/16  
D. 316,765 5/1991 Wulff ..... D32/21

**OTHER PUBLICATIONS**

"Maintenance Supplies", Jul. 1991, p. 45, advertisement  
Article captioned New Product News.

*Primary Examiner*—Ruth McInroy  
*Attorney, Agent, or Firm*—Grace J. Fishel

[57] **CLAIM**

The ornamental design for a self contained carpet cleaning machine, as shown.

**DESCRIPTION**

FIG. 1 is a perspective view of a self contained carpet cleaning machine showing my new design;  
FIG. 2 is a reduced left side elevational view thereof;  
FIG. 3 is a reduced front elevational view thereof;  
FIG. 4 is a reduced top plan view thereof;  
FIG. 5 is a reduced right side elevational view thereof;  
FIG. 6 is a reduced rear elevational view thereof; and,  
FIG. 7 is a reduced bottom plan view thereof.





FIG. 1



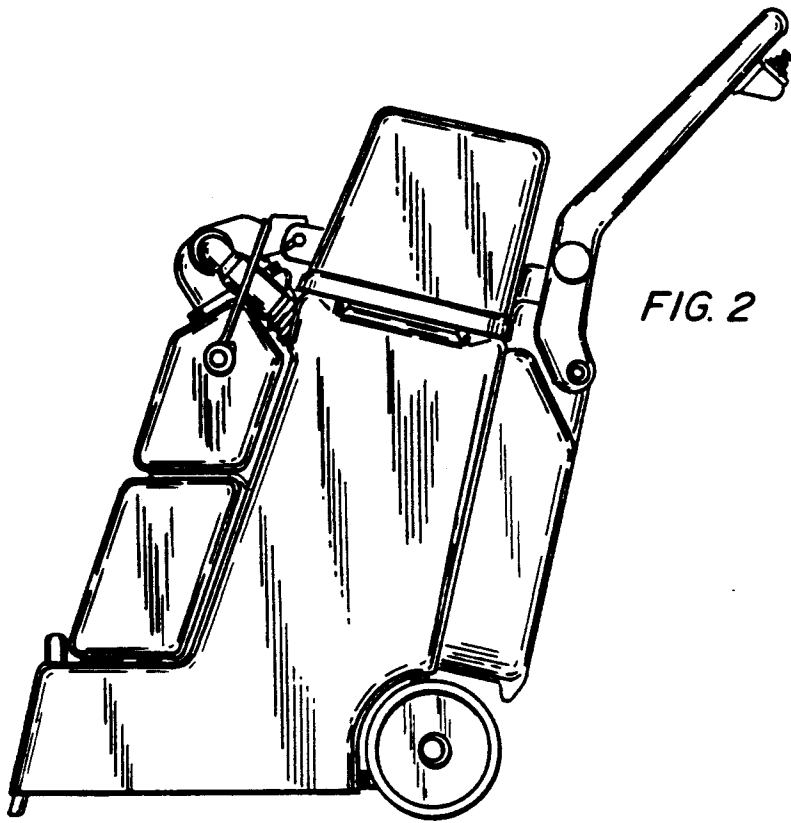


FIG. 2

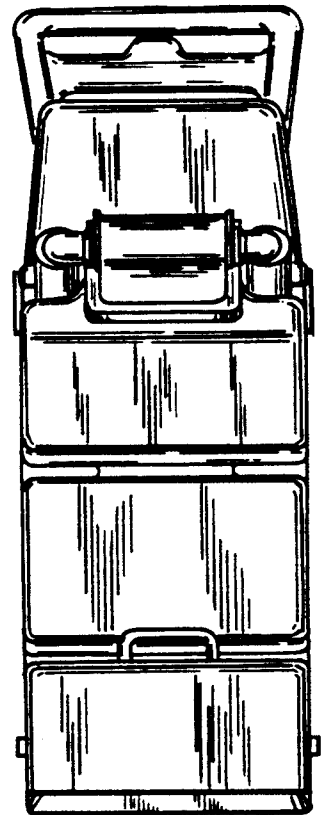


FIG. 3




FIG. 4

FIG. 5

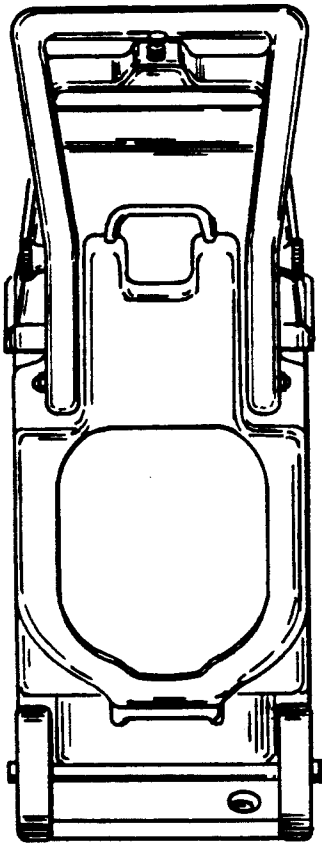
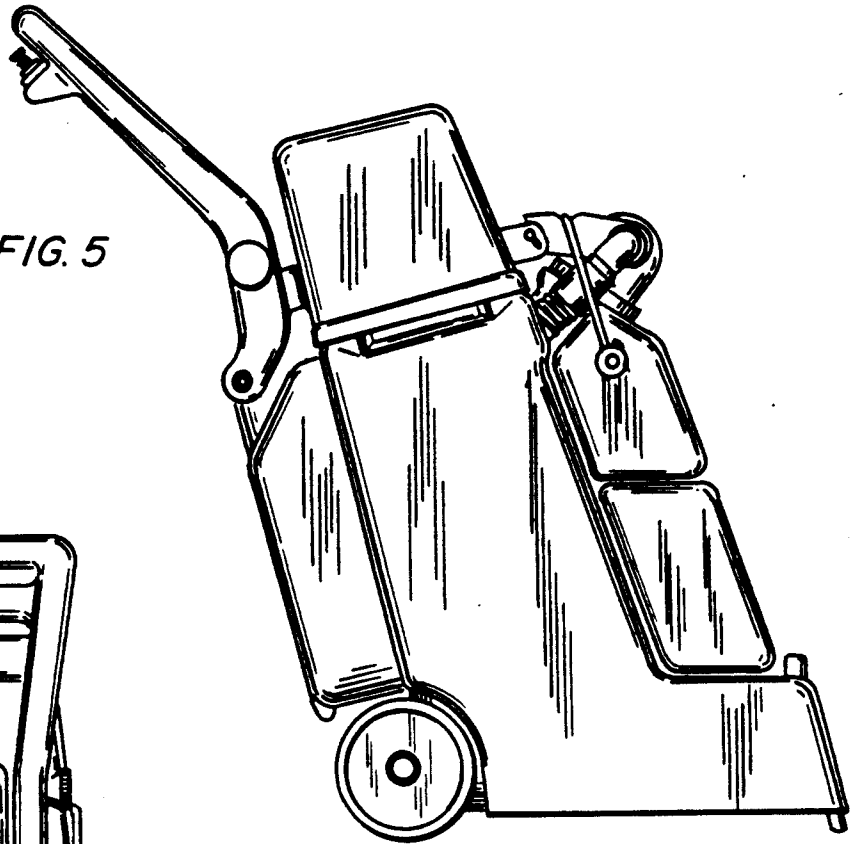


FIG. 6

FIG. 7

