

(19) World Intellectual Property Organization  
International Bureau



(43) International Publication Date  
15 March 2001 (15.03.2001)

PCT

(10) International Publication Number  
WO 01/19084 A1

(51) International Patent Classification<sup>7</sup>: H04N 7/16, 7/173

(21) International Application Number: PCT/US00/23598

(22) International Filing Date: 28 August 2000 (28.08.2000)

(25) Filing Language: English

(26) Publication Language: English

(30) Priority Data:  
60/152,537 3 September 1999 (03.09.1999) US  
09/518,844 3 March 2000 (03.03.2000) US

(71) Applicant: UNITED VIDEO PROPERTIES, INC.  
[US/US]; 7140 South Lewis Avenue, Tulsa, OK 74136 (US).

(72) Inventors: ELLIS, Michael, D.; 1300 Kingwood Place, Boulder, CO 80304 (US). TREYZ, G., Victor; 37 Vanderburgh Avenue, Larchmont, NY 10538 (US).

(74) Agents: PIERRI, Margaret, A. et al.; Fish & Neave, 1251 Avenue of the Americas, New York, NY 10020 (US).

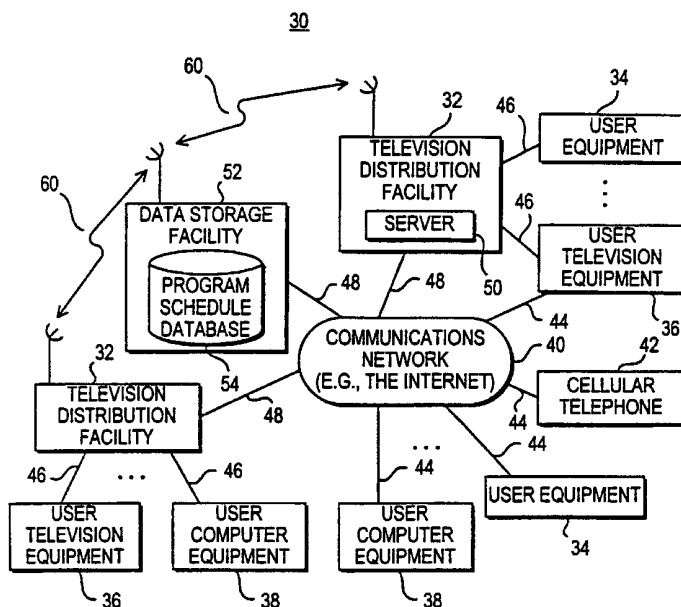
(81) Designated States (national): AE, AG, AL, AM, AT, AU, AZ, BA, BB, BG, BR, BY, BZ, CA, CH, CN, CR, CU, CZ, DE, DK, DM, DZ, EE, ES, FI, GB, GD, GE, GH, GM, HR, HU, ID, IL, IN, IS, JP, KE, KG, KP, KR, KZ, LC, LK, LR, LS, LT, LU, LV, MA, MD, MG, MK, MN, MW, MX, MZ, NO, NZ, PL, PT, RO, RU, SD, SE, SG, SI, SK, SL, TJ, TM, TR, TT, TZ, UA, UG, UZ, VN, YU, ZA, ZW.

(84) Designated States (regional): ARIPO patent (GH, GM, KE, LS, MW, MZ, SD, SL, SZ, TZ, UG, ZW), Eurasian patent (AM, AZ, BY, KG, KZ, MD, RU, TJ, TM), European patent (AT, BE, CH, CY, DE, DK, ES, FI, FR, GB, GR, IE, IT, LU, MC, NL, PT, SE), OAPI patent (BF, BJ, CF, CG, CI, CM, GA, GN, GW, ML, MR, NE, SN, TD, TG).

Published:  
— With international search report.

For two-letter codes and other abbreviations, refer to the "Guidance Notes on Codes and Abbreviations" appearing at the beginning of each regular issue of the PCT Gazette.

(54) Title: PERSONAL TELEVISION CHANNEL SYSTEM



(57) Abstract: A system is provided in which contributors such as individuals in the home may create personal television channel programming. Personal television programs may be distributed to multiple viewers over a communications network such as the Internet. Personal television program schedule information may be stored in a database that is also used to store program schedule information for traditional television channels. Viewers may use a program guide or other interactive television application to view program schedule information, to set reminders, to set favorites, to establish parental controls, and perform other such functions. Links may be provided from displayed personal television channels to web sites, chat rooms, e-mail applications, and other such features.



WO 01/19084 A1

## PERSONAL TELEVISION CHANNEL SYSTEM

Background of the Invention

This invention relates to television systems,  
5 and more particularly, to television systems in which  
individual contributors may make their own videos  
available to viewers through a communications network  
such as the Internet.

Set-top boxes with cable modems are being  
10 developed. Set-top boxes are also being developed to  
which video cameras may be attached. If a hard disk is  
available with such a set-top box, a user may be able  
to store video content.

Hardware advances such as these make it  
15 possible to support new types of television  
programming.

It is therefore an object of the present  
invention to provide systems and methods that support  
the creation and distribution of videos programming  
20 created by individual contributors.

- 2 -

Summary of the Invention

These and other objects of the invention are accomplished in accordance with the principles of the present invention by providing a system for  
5 distributing personal television channel programs from individual contributors to viewers over a communications network. Personal television programming may be distributed in real time or using a server so that the programming may be distributed on  
10 demand. Viewers may receive personal television channel programming through a television distribution facility such as a cable system headend or through an Internet service provider.

Personal television program schedule  
15 information may be provided to a data storage facility and stored with schedule information for traditional television channels. Viewers may access the schedule information and perform various functions, such as searching for programming of interest, establishing  
20 favorite programs, setting reminders, and setting parental controls. Links may be provided from displayed programs and schedule information to related web pages, chat rooms, etc. These features may be provided using an interactive television program guide  
25 or other interactive television application.

Contributors and viewers may use user equipment such as user television equipment (e.g., equipment based on a set-top box and television), user computer equipment (e.g., a personal computer or  
30 handheld computing device), or a cellular telephone. Video cameras may be used to capture video for the personal television programming.

- 3 -

Further features of the invention, its nature and various advantages will be more apparent from the accompanying drawings and the following detailed description of the preferred embodiments.

5 Brief Description of the Drawings

FIG. 1 is a diagram of an illustrative personal television channel system in accordance with the present invention.

FIG. 2 is a diagram of an illustrative  
10 program schedule database in accordance with the present invention.

FIG. 3 is a diagram of illustrative user television equipment in accordance with the present invention.

15 FIG. 4 is a diagram of illustrative user computer equipment in accordance with the present invention.

FIG. 5 is a diagram of illustrative handheld computing equipment in accordance with the present  
20 invention.

FIG. 6 is a diagram of illustrative cellular telephone equipment in accordance with the present invention.

FIG. 7 is a diagram showing illustrative  
25 system components in accordance with the present invention.

FIG. 8 is a diagram showing an illustrative system arrangement based on a cable system headend in accordance with the present invention.

30 FIG. 9 is an illustrative screen containing program schedule information for both traditional

- 4 -

television channels and personal television channels that may be provided to viewers in accordance with the present invention.

FIG. 10 is an illustrative screen containing  
5 personal television program listings for personal television programs that may be ordered on demand in accordance with the present invention.

FIG. 11 is an illustrative menu that contains options allowing a viewer to view information on  
10 traditional television listings, Internet content, and personal television channels in accordance with the present invention.

FIG. 12 is an illustrative personal television channel showcase screen that may be provided  
15 to viewers in accordance with the present invention.

FIG. 13 is an illustrative screen that contains personal television channel description information for viewers in accordance with the present invention.

FIG. 14 is an illustrative television program guide display screen that may be provided by the system  
20 in accordance with the present invention.

FIG. 15 is a flow chart of illustrative steps involved in using the system to provide personal  
25 television channel programming in accordance with the present invention.

FIG. 16 is a flow chart of illustrative steps involved when a viewer accesses schedule information and receives programming in accordance with the present  
30 invention.

- 5 -

FIG. 17 is a flow chart of illustrative steps involved in providing personal television channel programming in accordance with the present invention.

FIG. 18 is a flow chart of illustrative steps  
5 involved in providing schedule information and interactive television application features to viewers in accordance with the present invention.

FIG. 19 is a diagram of an illustrative video for a personal television channel program showing how  
10 information on an available link may be displayed on top of the video in accordance with the present invention.

FIG. 20 is an illustrative information screen that may be provided for a personal television program  
15 in accordance with the present invention.

#### Detailed Description of the Preferred Embodiments

An illustrative personal television program system 30 in accordance with the present invention is shown in FIG. 1. Television distribution facilities 32  
20 may be used to distribute television programming to users at user equipment 34. Television distribution facilities 32 may be any suitable type of facility for distributing television, such as cable system headends, satellite transmission facilities, or broadcast  
25 facilities.

User equipment 34 may be, for example, user television equipment 36 or user computer equipment 38. User television equipment 36 may be a television, a set-top box connected to a television, an advanced  
30 television receiver such as a high-definition television, a Web TV box connected to a television,

- 6 -

etc. User computer equipment 38 may be a personal computer, a personal computer television (PC/TV), a handheld computer, a notebook computer, a laptop computer, or other computing device. User equipment  
5 may also be connected directly to communications network 40 if desired. Communications network 40 may be the Internet. Communications network 40 may also involve network components based on the public telephone network, asynchronous transfer mode (ATM)  
10 networks or other packet-based networks, optical networks, wireless networks, a combination of such networks, or any other suitable communications network technology. For brevity and clarity, the present invention will often be described in connection with  
15 situations in which communications network 40 is the Internet. User equipment 34 may be a cellular telephone 42 or other such portable wireless communications device.

An individual at home or at another suitable  
20 location may use user equipment 34 to create content for a personal television program or channel. For example, an individual may create programming for a personal television channel devoted to a particular hobby or interest of theirs. An individual may create  
25 programming on an off-beat topic or a topic not covered by the mainstream media. Other topics suitable for personal television channel programs include topics related to sports, theater, local events, school events, public meetings, music, education (e.g.,  
30 lectures or courses), shopping, etc.

Viewers at user equipment 34 may be connected to the Internet via one of communications paths 44 or

- 7 -

through one of television distribution facilities 32  
using one of communications paths 46. Television  
distribution facilities 32 may be connected to the  
Internet using communications paths 48. Paths 44, 46,  
5 and 48 may include satellite paths, coaxial cable  
paths, fiber-optic paths, twisted-pair paths, other  
wire or cable-based links, wireless paths through free  
space, or any other suitable paths or combination of  
such paths. Communications over paths 44, 46, and 48  
10 may involve analog transmissions, digital  
transmissions, wireless transmissions, microwave  
transmissions, radio-frequency transmissions, optical  
transmissions, audio transmissions, or any other  
suitable type of transmissions or combination of such  
15 transmissions. Communications may involve Internet  
transmissions, private network transmissions, packet-  
based transmissions, television channel transmissions,  
transmissions in the vertical blanking interval of a  
television channel or on a television sideband, MPEG  
20 transmissions (e.g., MPEG-2 transmissions), etc. Some  
communications may involve wireless pager or other  
messaging transmissions. Communications paths 44, 46,  
and 48 may include cable connected to cable modems,  
digital subscriber lines, integrated services digital  
25 network (ISDN) lines, or any other suitable paths.

As an example, a viewer or contributor with a  
set-top box or computer that has a cable modem may be  
connected to the Internet via an associated cable  
system headend using one of paths 46. A viewer or a  
30 contributor with a cellular telephone or other portable  
wireless device with display or video capture  
capabilities may be connected to the Internet via a



- 8 -

wireless link over one of paths 44. Viewers or contributors with set-top boxes or computers may also have modem circuitry that supports connections to the Internet using non-cable paths such as telephone lines  
5 or DSL lines. If desired, videos may be provided to user equipment 34 over digital video channels. For example, MPEG videos may be provided over a portion of an analog television channel that supports such a digital video channel. Videos may also be transmitted  
10 from user equipment 34 using digital video channels (e.g., if the communications path connected to user equipment 34 is a cable link, MPEG videos may be transmitted over that link as a digital data stream.

If desired, the format in which the video  
15 material of a contributor is distributed may be changed during the distribution process. For example, a contributor may submit a video for a personal television program to a server (e.g., a server such as server 50 at a television distribution facility 32)  
20 using a cable modem Internet link. Server 50 may redistribute the video to viewers associated with the television distribution facility 32 over digital video channels using MPEG techniques. This example is merely illustrative. The format of personal television  
25 channel video may be changed at any stage in the process between creation of the video by the contributor and viewing of the video by viewers using any suitable conversion techniques.

A data storage facility 52 may be used to  
30 supply data such as program schedule data and other such information. This information may be stored in a program schedule database such as program schedule

- 9 -

database 54. As shown in FIG. 2, program schedule database 54 may include program schedule information 56 for personal television channels and program schedule information 58 for traditional television channels (e.g., ABC, NBC, TBS, MTV, etc.). Schedule information may include scheduled broadcast times, channels, channel logos, channel descriptions, program titles, program descriptions, genre or category information classifying the content of the program, ratings (TV-Y, PG-13, etc.), star ratings (one star, two stars, etc.), reviews, information on the talent associated with the program (e.g., actors, directors, etc.), running time information, pricing information (for programs that are available for a fee), viewer password information (for personal television channels or programming that are not to be made universally available), etc. These are merely illustrative examples. Any other suitable information related to programming may be included in the personal television channel program schedule information and the traditional television channel program schedule information if desired.

Program schedule information may be distributed to television distribution facilities 32 from data storage facility 52 using satellite links 60 (FIG. 1) or other suitable communications paths. Using satellite links allow large volumes of program schedule data to be simultaneously transmitted on a nationwide basis to numerous television distribution facilities 32. Television distribution facilities 32 may distribute program schedule information to users at associated user equipment 34 using communications paths 46 (e.g., over an out-of-band channel, in a digital

- 10 -

data stream on an analog television channel carrier, in the vertical blanking interval, etc.). If desired, data storage facility 52 may distribute schedule information using over a large geographic area (e.g., nationwide). Each television distribution facility in the area (e.g., in the nation) that receives the information may filter out the portion of the information that is relevant for that television distribution facility's local service region.

10           Schedule information may be distributed to user equipment 34 from data storage facility 52 over communications network 40. The data storage functions of data storage facility 52 may be performed by one or more servers that may be located at one or more  
15 geographically distinct locations. Some of the data (e.g., all or part of the personal television channel program schedule information or the traditional television channel program schedule information) may be distributed in real time without storage. Data  
20 distribution may involve using continuous streams of data, periodic data distribution schemes (e.g., once per hour or once per day), on-demand data distribution schemes (e.g., client-server or distributed architectures), any other suitable schemes, or  
25 combinations of such schemes.

          The traditional television channel information in program schedule database 54 may be gathered from broadcast and cable networks (either directly or through a third party data source). A data  
30 collection application may be used to facilitate the collection of schedule data for personal television channel programming from the contributors or creators

- 11 -

of such programming. For example, a web page or other interface may be used by contributors to enter personal television channel schedule information over the Internet.

5                Various types of user equipment may be used by contributors to create video programming for personal television channels. Illustrative user television equipment 36 is shown in FIG. 3. A microprocessor-based set-top box 62 may receive and  
10                transmit video programming and data via connection 64. Connection 64 may be connected to a communications link such as communications links 44 and 46 of FIG. 1.

                 Video camera 66 may be used to capture video programming for a personal television channel. Video  
15                camera 66 may be separate from set-top box 62 or may be constructed as a part of set-top box 62. Video camera 66 may be a standard video camera that records onto a videocassette tape or other suitable storage medium for subsequent playback or may be a video camera without  
20                storage capabilities. Video may be provided to set-top box 62 from video camera 66 in real time as a live video is being created or may be provided by playing back a recorded video. Set-top box 62 may provide the video to viewers in real time or may play back the  
25                video from a suitable storage device. Suitable storage devices that may be included in set-top box 62 include memory circuits, hard disk drives, digital video disks, compact disks, etc. Storage capacity may also be obtained using external devices. For example, a  
30                videocassette recorder 68 may be used for external storage. A personal video recorder or digital video recorder 70 may be used for external storage or may be

- 12 -

used to perform the functions of set-top box 62. Digital video recorder 70 may record and play back video using MPEG techniques.

A television 72 or other suitable monitor may  
5 be used to display television programming including programming from traditional television channels and programming from personal television channels. A remote control such as remote control 74 may be used to control the components of user television equipment 36.  
10 Remote control 74 may be a standard infrared remote control with arrow keys, an enter, select or OK key, numeric keys, channel up and down keys, volume control keys, an info or star (\*) key, a menu key, etc. Other user input devices may also be used to supply  
15 information or commands to the components of user television equipment 36. For example, a wireless keyboard 76 may be used to supply information. The user input device may also be a voice recognition device, a pointing device such as a mouse or trackball,  
20 a touch pad, a touch screen, a handwriting recognition device, etc.

If desired, user equipment 34 (FIG. 1) may be user computer equipment 38 (FIG. 1). Illustrative user computer equipment 38 is shown in FIG. 4. A personal  
25 computer or other suitable computing device 78 may receive and transmit video programming and data via connection 80. Connection 80 may be connected to a communications link such as communications links 44 or 46 of FIG. 1.

30 Video camera 82 may be used to capture video programming for a personal television channel. Video camera 82 may be separate from personal computer 78 or

- 13 -

may be constructed as a part of personal computer 78. Video camera 82 may be a standard video camera that records onto a videocassette tape or other suitable storage medium for subsequent playback or may be a  
5 video camera without its own storage capabilities. Video may be provided to personal computer 78 from video camera 82 in real time as a live video is being created or may be provided by playing back a recorded video. Personal computer 78 may distribute the video  
10 to viewers in real time or may play back the video from a suitable storage device. Suitable storage devices that may be included in personal computer 78 include memory circuits, hard disk drives, digital video disks, compact disks, etc. Storage capacity may also be  
15 obtained using external devices such as tape drives, compact disk or digital video disk jukebox systems, etc. A monitor 84 may be used to display videos and other information. Personal computer 78 typically includes a keyboard and may include a voice recognition  
20 device, a pointing device such as a mouse or trackball, a touch pad, a touch screen, a handwriting recognition device, or any other suitable user input device.

If desired, user computer equipment 36 (FIG. 1) may be based on a handheld computing device such as  
25 handheld computing device 86 of FIG. 5. Handheld computing device 86 may be a personal digital assistant (PDA) or other small portable computing device. Handheld computing device 86 may receive and transmit video programming and data via connection 80.  
30 Connection 80 may be connected to a communications link such as one of links 44 or 46, which may be a wireless communications link.

- 14 -

Communications circuitry 88 supports communications functions. For example, handheld computing device 86 may have communications circuitry 88 that supports wireless communications, so that  
5 handheld computing device 86 may be connected to a wireless link. Communications circuitry 88 may also be based on modem circuitry for communicating over a telephone line, cable link, DSL link, etc. or may be based on any other suitable type of communications  
10 circuitry.

Video camera 90 may be used to capture video programming for a personal television channel. Video camera 90 may be separate from handheld computing device 86 or may be constructed as a part of handheld  
15 computing device 86. Video camera 90 may be a standard video camera that records onto a videocassette tape or other suitable storage medium for subsequent playback or may be a video camera without storage capabilities. Video may be provided to handheld computing device 86  
20 from video camera 90 in real time as a live video is being created or may be provided by playing back a recorded video. Handheld computing device 86 may distribute the video to viewers in real time or may play back the video from a suitable storage device  
25 (e.g., a memory or other storage device in handheld computing device 86 or external to handheld computing device 86).

Handheld computing device 86 may have a display 92 that is build into handheld computing device  
30 86 or that is external to handheld computing device 86. The display may be touch sensitive, so that the user may interact with the items displayed on the display.

- 15 -

For example, a user's input may be recognized using a pen and handwriting recognition software or may be recognized because the user touches the touch screen. Handheld computing device may also have keys that allow  
5 the user to interact with prompts provided on display 92.

Another type of user equipment that may be used in system 30 is the cellular telephone. As shown in FIG. 6, cellular telephone 42 may communicate with  
10 system 30 using communications circuitry 94 to form a link over connection 96.

Video camera 98 may be used to capture video programming for a personal television channel. Video camera 98 may be separate from cellular telephone 42 or  
15 may be constructed as a part of cellular telephone 42. If constructed as part of cellular telephone 42, video camera 98 is preferably a small and lightweight video camera. If connected externally, video camera 98 may be a standard video camera that records onto a  
20 videocassette tape or other suitable storage medium for subsequent playback. Video may be provided to cellular telephone 42 by video camera 98 in real time as a live video is being created or may be provided by playing back a recorded video. Cellular telephone 42 may  
25 distribute the video to viewers in real time via connection 96.

Cellular telephone 42 may have a display 100. The display may be touch sensitive, so that the user may interact with the items displayed on the display.  
30 For example, a user's input may be recognized using a pen and handwriting recognition software or may be recognized when the user touches the touch screen.



- 16 -

Cellular telephone 42 may also have keys (e.g., navigation keys, and numeric keys, and other keys) that allow the user to interact with prompts provided on display 100.

5                   The user equipment from which contributors distribute videos may be referred to as contributor equipment and the user equipment at which videos are received and viewed by viewers may be referred to as viewer equipment. Personal television channel videos  
10 may be distributed from the contributor equipment to the viewer equipment using various techniques. As shown in FIG. 7, for example, a video created by a contributor at user equipment 102 may be distributed to viewers at receiving user equipment 104 via  
15 communications network 106 and Internet service provider (ISP) 108. Videos may be distributed this way in real time.

                  If desired, videos may initially be distributed by transmitting them to computer equipment  
20 such as a server 110 located at Internet service provider 108 or a server 112 located at any suitable location connected to communications network 106. The videos may be then be redistributed from the server to the viewer. For example, videos may be redistributed  
25 from the server on demand when requested by the viewer or may be redistributed according to a schedule. The schedule may be established by the operator of the server, by the contributor, or by any other suitable party.

30                   Videos may be distributed from user equipment 102 to user equipment 114 through communications network 106 and cable system headend 116. Videos may

- 17 -

be distributed in real time. If desired, a server 118 at cable system headend 116 (or at a network node in the same cable system) may be used to cache or otherwise store the videos for redistribution to user equipment 114. Server 112 may also be used to cache or otherwise store the videos for redistribution to user equipment 114.

Servers such as server 110, 112, and 118 may be based on single computers or may be based on clusters or groups of computers. Regardless of the particular arrangement that is used, such computer systems are referred to herein as servers. Servers such as servers 110, 112, and 118 may be used in combination with each other if desired.

A satellite uplink facility such as satellite uplink facility 120 may be used to simultaneously distribute personalized television channel videos to multiple Internet service providers such as Internet service provider 108 in parallel. The Internet service providers may each store the videos in a server such as server 110. Viewers associated with the Internet service providers may request the videos from the associated server.

Satellite uplink facility 120 may also be used to simultaneously distribute personalized television channel videos to multiple cable system headends such as cable system headend 116. The videos distributed by satellite uplink facility 120 may be simultaneously distributed to both cable system headends and Internet service providers in parallel. If desired, the equipment of an Internet service provider may be located at a cable system headend.

- 18 -

Schedule data may be distributed at the same time that personal television channel videos are being distributed or may be distributed at a different time. Schedule data may accompany the videos or use the same distribution path as the videos or may be distributed using its own data path.

As shown in FIG. 8, a contributor at user television equipment 122 may distribute personal television channel programming to viewers at user television equipment 124 that is connected to the same cable system headend 126. With this type of system, contributors may upload videos to a server such as server 128. Server 128 may be used to cache or otherwise store the videos. Stored videos may be retrieved by viewers on demand. Videos may also be distributed from the contributor to the viewers in real time.

As an example, which is merely illustrative, a contributor may transmit a video for a personal television channel to server 128 using a cable modem and a communications scheme such as an Internet-based scheme. The server may store the video until requested or until a scheduled broadcast time. The video may be distributed on an analog television channel or may be distributed by converting the video into an MPEG stream and transmitting it on a digital channel (e.g., a digital data stream carried on an analog television channel carrier).

Viewers may be provided with schedule information for conventional television programs and personal television channel programs using any suitable technique. One approach involves using a passive

- 19 -

television channel to make the schedule information available. Viewers with televisions may be provided with a list of program listings on a dedicated television channel. A computer located at the viewer's  
5 cable system headend may be used to convert program schedule data into a scrolling or paged display with text and graphics that is transmitted to the viewers over the dedicated channel. The schedule data may be supplied to the cable system headends (or other  
10 television distribution facilities) from data storage facility 52 (FIG. 1).

Another approach involves using an interactive television program guide to access the schedule information. An interactive television  
15 program guide may be implemented using software that runs locally on user equipment 34 or may be implemented using a client-server architecture or distributed approach in which a program guide server process running on a server or servers is accessed by a client  
20 process running on client equipment. The interactive television program guide may be implemented on user television equipment 36. For example, the program guide may be implemented using a set-top box. The program guide may also be implemented on user computer  
25 equipment 38. For example, a web browser may be used to access an on-line program guide web site. Cellular telephone 42 may also be used to support a program guide. Program listings and (if desired) selectable options may be displayed on display 100 (FIG. 6). The  
30 user of cellular telephone 42 may interact with the displayed items using buttons on the telephone.

- 20 -

Regardless of the particular type of interactive television program guide that is used, a viewer that is interested in browsing program listings and the like may (if desired) use the program guide to obtain schedule information on both traditional television programs and personal television programs. An illustrative example of a display screen 130 that may be displayed by an interactive television program guide is shown in FIG. 9. Screen 130 may be displayed, e.g., on television 72 (FIG. 3) if the user equipment is user television equipment, may be displayed on monitor 84 (FIG. 4) if the user equipment is user computer equipment, may be displayed on display 92 (FIG. 5) if the user equipment is a handheld computing device, and may be displayed on display 100 (FIG. 6) if the user equipment is a cellular telephone.

Screen 130 may include a list of program titles 132 that includes program title information 134 for traditional television channels and program title information 136 for personal television channel programs. The list may be presented in the form of a grid of programs organized by scheduled broadcast times 138 and channels 140 or may be presented in any other suitable format. In the example of FIG. 9, the traditional television channel title information 134 and the personal television channel title information 136 are grouped separately. If desired, however, these two types of information may be interspersed with each other.

The channel information 140 that is associated with the title information 132 may include traditional television channel information 142 for each

- 21 -

of the traditional television channels and personal television channel information 144 for each of the personal television channels.

Arrows 146 indicate that the user may scroll  
5 the list of program titles using a suitable user interface (e.g., remote control up and down arrow keys for user equipment based on a set-top-box). A movable highlight region 148 may be used. Highlight region 148  
10 may be positioned using the user interface (e.g., the remote control up and down arrow keys for a set-top box). When the viewer reaches the top or bottom of the list, subsequent actuation of an up or down arrow key may cause the list to scroll by one or more rows or to page to the next screen. Viewers may select  
15 programming of interest by highlighting the program titles and channels for the desired programming and pressing a remote control select or enter or OK key. Viewers using other types of user equipment may use the user interface appropriate for that type of equipment  
20 to interact with the displayed program schedule information.

For clarity, the illustrative examples discussed herein are often described in the context of interactive television applications and particularly  
25 interactive television program guides that are based on set-top boxes or other user television equipment. However, the features described in connection with program guides and user television equipment may be used in connection with other interactive television  
30 applications and user computer equipment or cellular telephone equipment if desired. The user interfaces used by the user to supply commands to the interactive

- 22 -

television applications and the types of display used to display information for the user may vary between the different hardware platforms that are used.

If desired, selecting a program of interest with a program guide may direct the program guide to tune the set-top box to the appropriate channel for the selected program. For example, if the viewer highlights Dental News on screen 130 of FIG. 9, the set-top box supporting the program guide may tune to channel DEN and display the personal television program Dental News on the viewer's television.

If the viewer highlights program 2 on personal television channel FRA, and the current time is only 8:00, the program guide may display a message indicating that the personal television program is not available until 9:00. The viewer may then be provided with an opportunity to set a reminder for the program. Just before the scheduled broadcast time of the program, a reminder message may be displayed for the viewer.

Some personal television channel programming may be available on demand, rather than just at a scheduled broadcast time. An illustrative screen that may be used to display such programming is shown in FIG. 10. The personal television channel programs associated with program listings 152 and 154 may be requested at any time by the viewer, as indicated by the "order now" prompt that is included with the title.

The viewer may use highlight region 155 to select a desired program. Pressing a remote control OK key may direct the program guide to request the desired program from the server or other equipment on which the

- 23 -

program is stored. The selected program may, for example, have been stored on a server such as server 50 (FIG. 1) at a television distribution facility 32 associated with the viewer, a server such as server 112 (FIG. 7) that is located on the Internet or otherwise connected to a communications network such as communications network 106, a server such as server 110 (FIG. 7) that is located at an Internet service provider (108) that is associated with the viewer, or a server or storage equipment at the contributor's location. After processing the request, the system may deliver the requested program to the viewer over communications paths such as communications paths 44 and 46 (FIG. 1).

The program guide may allow the user to access information using various selectable options. An illustrative menu screen 156 that may be displayed by the program guide is shown in FIG. 11. Option 158 may provide the user with an opportunity to view television program schedule information for traditional television channels. Option 160 may launch a web browser or other suitable software that allows the user to browse the Internet. Personal channels option 162 may provide the user with an opportunity to view program schedule information for personal television channel programming.

An interactive advertisement 164 may be provided. If the user selects advertisement 164, the program guide may display information on the advertised product or may provide the user with options that allow the user to electronically order the advertised product.



- 24 -

If the user selects personal television channel showcase option 166, the program guide may display a screen such as personal channel showcase screen 168 of FIG. 12. Showcase screen 168 may contain  
5 information on the top 100 personal television channels. Ratings for the top 100 personal television channels may be obtained by monitoring which personal television channel programs are most often viewed. The monitoring process may involve logging requests to the  
10 servers on which the personal television programs are stored or may involve monitoring requests from the viewer's location.

Personal television program information that is displayed on screen 168 and any other suitable  
15 display screens may contain star ratings 170 (indicating a critic's opinion of a program). Certain recommendations may also be made by the provider of screen 168 or by a critic. For example, a region of screen 168 such as our recommendations region 172 may  
20 be used to showcase recommended programming. Programming may also be grouped by category (e.g., all programming related to sports or to family issues, etc.) A user may scroll through the listings provided in such regions, as indicated by arrows 174. Reviews  
25 of certain personal television channel programming may be obtained by selecting reviews option 176.

Selectable links may be associated with the listed personal television programs. For example, links 177 may be provided. When links 177 are  
30 selected, the program guide may launch a web browser and direct the user to an associated web site or may launch a chat application to provide the user with an

- 25 -

opportunity to join a chat related to a particular program, etc.

If the user selects personal channels option 162 of FIG. 11, the program guide may display a screen 5 of program listings that are all for personal television channel programs, as shown in FIG. 13. Screen 178 of FIG. 13 may include call letter or station identification information 180. Personal television channel description information 182 that 10 describes each personal television channel may also be included. In addition, screen 178 may contain information 184 on the title of the current program on each channel and description information 186 for each of these programs. Arrows 188 indicate that the user 15 may scroll to view other channels of interest.

Another way in which to find information is using a search feature. A search feature 190 may be provided at various locations in a program guide, but is shown on personal television channel screen 178 of 20 FIG. 13 as an example. The search feature 190 of FIG. 13 may be accessed by pressing a star (\*) key or other remote control button. The search feature allows the user to enter letters into boxes 194. Up and down arrows may be used to select desired letters. A right 25 arrow may be used to advance to the next box 192 when finished. The back arrow may be used to edit a previous box. These functions are indicated by arrows 194. Pressing an OK button may initiate the desired search.

30 If desired, an on-screen keyboard may be used to enter letters. Platforms that support keyboards allow the user to enter information using alphanumeric

- 26 -

keys. Platforms may also accept titles for searching based on voice commands, pen-commands, commands entered using a touch-sensitive screen, commands from remote control devices, cellular telephone keypads, etc.

5           A contributor may set up a schedule for the personal television channel programming that the contributor has created. A suitable schedule information input screen 196 that may be provided for the user is shown in FIG. 14. An option 198 may be  
10 provided to allow the contributor to enter the call letters of the contributor's personal television channel.

          Option 200 may be used to provide the contributor with an opportunity to enter a password.  
15 The password may be used to ensure that only the contributor is able to modify the data associated with the contributor's personal television channel. Screen 196 may be provided over the Internet if desired. Description region 202 may be used to provide an  
20 opportunity for the contributor to add a description of personal television channel. Options may also be provided (e.g., on a separate screen) that allow the contributor to specify the location of the programming to be uploaded or provided in real time, to specify  
25 which communications paths the programming is to use, etc.

          Option 204 of screen 196 may be used by the contributor to establish the scheduled date on which the program is to be shown or to indicate that the  
30 program is available on demand. Options 206 and 208 may be used to establish the starting and ending times for a scheduled. The title of the program may be

- 27 -

entered using option 210. Option 212 allows the contributor to add a description for the program. Option 213 may be used to establish a viewer password. The system may only allow those viewers who supply this  
5 password (e.g., to a program guide) to view the program. The contributor may submit the information on screen 196 by selecting submit option 214. Scheduling information gathered using screen 196 may be stored in data storage facility 52. If desired, screen 196 may  
10 be provided to the contributor from a server running at data storage facility 52 that is accessed by the contributor over the Internet. Screen 196 may be, for example, a web page that the contributor may access from a set-top box browser or a computer browser, etc.

15 Illustrative steps involved in using system 30 (FIG. 1) to provide personal television channel programming are shown in FIG. 15. At step 216, a contributor may create video for personal television channel programming. Video may be captured for  
20 distribution in real time or may be captured to a hard disk for editing. Video may be recorded onto a tape or other suitable media. If desired, the contributor may edit a video recording at step 218. Capturing and editing software may be implemented on user equipment  
25 34.

At step 220, the contributor may schedule personal television channel programming and may provide schedule information to a program schedule database. The schedule information that is provided may include  
30 category information (e.g., information on the genre of the personal television channel programming -- sports, comedy, news, etc.), ratings information (e.g.,

- 28 -

parental control ratings, star or critics ratings, etc.), and information on web links associated with the personal television channel programming. The contributor may provide schedule information to data storage facility 52 using a personal television channel scheduler of the type illustrated in FIG. 14. The schedule information may be stored in a program schedule database with traditional television channel schedule information as shown in FIG. 2 if desired.

10 The video for the personal television channel programming may be transmitted from user equipment 34 at step 222. The video may be transmitted in real time or may be played back from a suitable storage device. If desired, the video may be received at an

15 intermediate transmission facility (e.g., one of the servers) at step 224 and retransmitted at step 226. Step 226 may be performed, for example, when requested by a viewer or at a scheduled broadcast time. Scheduled broadcast times from the intermediate

20 transmission facility may be determined at step 222 by agreement between the contributor and the operator of the intermediate transmission facility. The operator may, e.g., make a certain number of broadcast times available to contributors on a first-come-first-served

25 basis. Once the contributor has been assigned a time slot, the contributor (or the operator of the intermediate facility) may provide appropriate schedule information to data storage facility 52 at step 220.

Steps involved in using the personal

30 television channel schedule information and viewing personal television channel programs and the like are shown in FIG. 16. At step 228, the viewer may be

- 29 -

provided with access to program schedule information that includes traditional television channel schedule information and personal television channel schedule information. A program guide or other interactive  
5 television application may be used to provide the viewer with access to the schedule information. A web browser may be used to access the schedule information if desired. When accessing the schedule information, the viewer may be provided with an opportunity to view  
10 program listings and to search through program listings for programming of interest. The user may set reminders for certain programs. The reminders may be, for example, pop-up overlays on the viewer's television screen, e-mail reminders, or reminders in the form of  
15 telephone calls or paging messages placed to the viewer's cellular telephone just before the desired personal television channel program is scheduled to air. The user may also establish parental controls for the programs associated with the program listings  
20 (e.g., based on ratings information) and may access web links (e.g., web links related to personal television channel programming).

Another feature that may be provided at step 228 involves selecting personal television channel  
25 programs for automatic recording. The viewer may select a personal television program for recording from a program guide. When the program is scheduled to be aired, the program guide may direct the user equipment to automatically record the program. For example, if  
30 user equipment 34 is based on user television equipment 36, the program may be recorded on digital video recorder 70 or videocassette recorder 68. These

- 30 -

recording components may be controlled by the set-top box 62 using infrared commands, wireless commands or commands supplied over a wire link. If user equipment 34 is a personal computer 78, the program may be  
5 recorded on the computer's hard drive or other storage device associated with the computer.

The viewer may also be provided with an opportunity to select certain programs or channels as being favorites at step 228. Favorites may be selected  
10 by pressing a fav button on a remote control or otherwise indicating which programs or channels are favorites. The program guide may display lists of programming based on which programs and channels have been selected as favorites.

15 The viewer may be allowed to view information on personal television channel programs. For example, if the user equipment is user television equipment, the viewer may be allowed to highlight a desired personal television channel program title on a screen displayed  
20 by the program guide and press an info button or other suitable key on a remote control. In response, the program guide may display an information screen containing information on the selected program. The information may include the program description  
25 information that the contributor provided using option 212 (FIG. 14). If the user equipment is user computer equipment and the program guide is an on-line program guide, for example, the viewer may click on a desired program title to be presented with more information.

30 In homes with multiple viewers, user profiles may be established, so that each viewer may have a customized set of favorites, etc.

- 31 -

Tasks related to supporting personal television channel programming using system 30 of FIG. 1 may be performed using server 50 (FIG. 1), server 112 (FIG. 7), server 118 (FIG. 7), or server 110 (FIG. 7),  
5 or other suitable computer processing equipment or a combination of such components. Steps involved in performing these support tasks are shown in FIG. 17. At step 232, video programming is collected from multiple contributors. For example, contributors with  
10 personal television channel programs to contribute may upload programs from multiple user equipment locations.

At step 234, personal television channel program schedule information may be collected from the contributors. The schedule information may be  
15 supplemented at data storage facility 52 to include information that system 30 and viewer equipment 34 use to determine how to access the personal television channel programs. For example, television distribution facilities and Internet service providers may  
20 supplement the schedule information with information for channel maps that link certain personal television channels with digital or analog television channels on a viewer's set-top box or that link certain personal television channels with Internet address information  
25 that may be used to locate the channels when a viewer desires to view certain personal television channel programming. At step 236, information related to the programming (e.g., program descriptions or channel descriptions) may be collected from contributors. At  
30 step 238, schedules and program information are provided to viewers. Schedules and program information may be provided to viewers directly (e.g., by



- 32 -

transmitting this data to user equipment for use in a program guide or other interactive television application or the like). Schedules and program information may also be provided using an on-line  
5 program guide arrangement. With this approach schedules and program information are provided to a server that the user may access (e.g., using a web browser or the like).

At step 240, system 30 makes personal  
10 television channel programming available to viewers. If the contributor is a subscriber in a given cable system (i.e., the contributor's user equipment is connected to a cable system headend in that system), step 240 may involve the step 242 of making personal  
15 television channel programming from the contributor available to viewers in other cable systems or to other viewers in the same cable system. Step 240 may also involve the step 244 of making programming available over the Internet.

20 A number of features may be made available in system 30 using server 50 (FIG. 1), server 112 (FIG. 7), server 118 (FIG. 7), or server 110 (FIG. 7), or other suitable computer processing equipment or a combination of such components or using user equipment  
25 34. Steps involved in providing these features are shown in FIG. 18.

At step 246, the system provides viewers with an opportunity to locate personal television channel programs of interest. For example, a program guide may  
30 be used to allow programs to be located using a search feature. Programming may be searched by title or by category. In order to allow programming to be searched

- 33 -

by category, the contributor may be asked to supply category information during the process of collecting schedule information and programming information at steps 234 and 236 of FIG. 17. Step 246 also involves  
5 searching programing by keywords, by rating, by location of origination, by name of the programmer, by description of the channel or program, etc.

At step 248, the system provides the viewers with an opportunity to select certain personal  
10 television channel programs for automatic recording. When the scheduled broadcast time of a selected program arrives, a recording device such as videocassette recorder 68 or digital video recorder 70 of FIG. 3 may be automatically directed (e.g., by set-top box 62) to  
15 record the program for the user. The system also provides the viewers with an opportunity to set reminders for personal television channel programs of interest. When a reminder is set for a given program, an on-screen reminder messages may be displayed on user  
20 equipment 34 just before the scheduled broadcast time of the program to alert the user that the program is about to begin. The reminder message may contain a selectable option that allows the user to directly tune to the personal television channel for the program.  
25 This tuning operation may involve launching or activating video software such as an application that processes streaming Internet video or the like or may involve tuning to a digital television channel.

Step 248 also involves providing the user  
30 with an opportunity to set favorites. For example, certain personal television channels may be set as favorites. When desired, the user may direct a program

- 34 -

guide to display a list of the programs scheduled to appear on the favorite channels. The program guide or other software that controls the tuning and video reception functions of user equipment 34 may be  
5 configured so that a favorites mode may be turned on or off. When the favorites mode is off, the user may tune to each available traditional television channel and each available personal television channel in sequence. When the favorites mode is on, tuning is restricted to  
10 those channels that have been designated as favorites. Favorites may also be based on favorites categories, programs, actors, etc. Multiple profiles may be established to accommodate multiple users in a single household. For example, each user profile may contain  
15 a different set of favorite personal television channels or other favorite settings that are applied to personal television channels.

Step 248 may involve applying parental controls or other user viewing restrictions to the  
20 personal television channel content. For example, a program guide or other application may be used to block access to personal television channel programming based on rating, the identity of the contributor of the personal television channel programming, the subject  
25 matter of the personal television channel programming, or any other suitable parental control settings). If desired, contributors may establish passwords to restrict access to a personal television channel. Only  
30 those users who provide the password at step 248 may view the desired personal television channel programming.

- 35 -

Links may be provided between personal television channels or personal television programs and other content. For example, links may be provided to web sites, chat sessions, other personal television  
5 channels, etc.

A program guide may allow a viewer to display content related to a given personal television channel or personal television program on the user's display while personal television programming is being viewed.  
10 For example, as shown in FIG. 19, information regarding a web site link 250 may be displayed at the same time that video 252 for a personal television channel is being displayed on screen 254. In the example of FIG. 19, when the user presses the star key on a remote  
15 control, a program guide or other application may launch a web browser and direct the web browser to retrieve the web page for www.fra.com, which is the web site associated with the currently displayed personal television channel.

20 Another illustrative arrangement is shown in FIG. 20. As shown in FIG. 20, a program guide or other application may display an information screen 256 on screen 258 when, for example, a user presses an info button on a remote control while highlighting schedule  
25 information (e.g., the title) for a given personal television channel program. The information screen 256 may contain a detailed description 260 of the given personal television channel program. Options 262, 264, 266, and 268 may be provided that may be selected by  
30 positioning highlight region 270 on top of a desired option and pressing a select key on a remote control. In a computer-based system, the user may select a

- 36 -

desired option by clicking on the option using a mouse or trackball.

Options such as option 262 may be used to provide a link to a chat room related to the XYZ channel or the current program on that channel. 5  
Selecting option 264 may direct the program guide or other application to display information on related channels. The channels may be related by common subject matter or other suitable criteria. Selecting 10  
option 266 directs the user equipment to tune to the XYZ channel. Option 268 allows the user to exit the screen 256.

The linking examples of FIGS. 19 and 20 are merely illustrative. Links may be provided to any 15  
suitable feature, including programming-related features, program guide features, and features related to interactive television applications such as chat applications, e-mail applications, shopping applications, interactive game applications, 20  
interactive wagering applications, etc. Links may be provided from any suitable location, such as from a currently displayed personal television channel (as shown in FIG. 19), from an information screen (as shown in FIG. 20), from other program guide screens, from 25  
screens provided by other applications, etc.

The foregoing is merely illustrative of the principles of this invention and various modifications can be made by those skilled in the art without departing from the scope and spirit of the invention.

- 37 -

What is Claimed is:

1. A personal television channel distribution system for distributing personal television channels across a communications network, comprising:

contributor equipment connected to the communications network with which a contributor who is an individual transmits programming for a personal television channel for distribution to multiple viewers;

a data storage facility connected to the communications network, wherein the data storage facility includes a program schedule database containing traditional television program schedule information and personal television channel program schedule information; and

viewer television equipment for each of the viewers, wherein the viewer television equipment includes a television and is connected to the communications network, wherein the viewer television equipment for each viewer supports an interactive television program guide that provides the viewers with opportunities to view information on programming for both traditional television channels and personal television channels, and wherein both the traditional television channels and the personal television channels may be viewed on the viewer television equipment.

2. The system defined in claim 1 wherein the contributor equipment comprises:

- 38 -

a video camera for capturing video for the personal television channel; and

a computer connected to the video camera that receives the video from the video camera and transmits it as the programming for the personal television channel.

3. The system defined in claim 1 wherein the contributor equipment comprises:

a video camera for capturing video for the personal television channel; and

a computer connected to the video camera that receives the video from the video camera and transmits it as the programming for the personal television channel, wherein the computer is configured to transmit the video in real time as the video is captured by the camera.

4. The system defined in claim 1 wherein the contributor equipment comprises:

a video camera for capturing video for the personal television channel; and

a computer connected to the video camera that receives the video from the video camera and transmits it as the programming for the personal television channel, wherein the computer is configured to upload the video to a server connected to the communications network after the video has been captured by the video camera, and wherein the video is subsequently downloaded on demand to the viewers.

- 39 -

5. The system defined in claim 1 wherein the contributor equipment comprises:

a video camera for capturing video for the personal television channel; and

a set-top box connected to the video camera that receives the video from the video camera and transmits it as the programming for the personal television channel.

6. The system defined in claim 1 wherein the contributor equipment comprises:

a video camera for capturing video for the personal television channel; and

a set-top box connected to the video camera that receives the video from the video camera and transmits it as the programming for the personal television channel, wherein the set-top box is configured to transmit the video in real time as the video is captured by the camera.

7. The system defined in claim 1 wherein the contributor equipment comprises:

a video camera for capturing video for the personal television channel; and

a set-top box connected to the video camera that receives the video from the video camera and transmits it as the programming for the personal television channel, wherein the set-top box is configured to upload the video to a server connected to the communications network after the video has been captured by the video camera, and wherein the video is subsequently downloaded on demand to the viewers.



- 40 -

8. The system defined in claim 1 wherein the viewer equipment comprises a digital video recorder that records the programming for the personal television channel.

9. The system defined in claim 1 wherein the viewer equipment comprises a cellular telephone with a display on which the programming for the personal television channel is displayed.

10. The system defined in claim 1 further comprising a television distribution facility, wherein the programming for the personal television channel is distributed to the viewer equipment of the multiple viewers through the television distribution facility.

11. The system defined in claim 1 further comprising a cable system headend, wherein the programming for the personal television channel is distributed to the viewer equipment of the multiple viewers through the cable system headend.

12. The system defined in claim 1 wherein the communications network is the Internet, wherein the system further comprises a cable system headend, and wherein the programming for the personal television channel is distributed to the viewer equipment of the multiple viewers through the Internet and the cable system headend.

13. The system defined in claim 1 wherein the communications network is the Internet.

- 41 -

14. The system defined in claim 1 wherein the communications network is the Internet, wherein the system further comprises an Internet service provider having a server, and wherein the programming for the personal television channel is uploaded to the server at the Internet service provider and distributed to the viewer equipment of the multiple viewers from the server on demand.

15. The system defined in claim 1 further comprising a satellite uplink facility for distributing the programming for the personal television channel at least partially across the communications network.

16. The system defined in claim 1 wherein the contributor equipment comprises a handheld computing device with a video camera.

17. The system defined in claim 1 wherein the viewer equipment comprises a handheld computing device with a display for displaying the programming of the personal television channel.

18. A personal television channel distribution system for distributing personal television channels across a communications network, comprising:

a video camera with which a contributor captures programming for a personal television channel;  
a set-top box to which the video camera is connected and to which the video camera provides the programming for the personal television channel,

- 42 -

wherein the set-top box distributes the programming for the personal television channel over the communications network; and

viewer television equipment at the homes of multiple viewers, wherein the viewer television equipment receives the programming for the personal television channel, and wherein the viewer television equipment at each home includes a television on which the programming for the personal television channel is displayed.

19. A method for using a system in which personal television programs are scheduled for distribution to viewers on personal television channels, comprising:

providing an opportunity for different contributors who are individuals to supply personal television program schedule information to a program schedule database that indicates particular future times and dates at which certain personal television programs are to be available for viewing by the viewers on viewer equipment;

providing the viewers with access to the personal television program schedule information at the viewer equipment; and

providing the personal television programs from the contributor equipment of different individual contributors to the viewer equipment of each of the viewers over the communications network.

20. The method defined in claim 19 further comprising allowing the viewers to access the personal

- 43 -

television program schedule information using a program guide implemented on a set-top box connected to a television.

21. The method defined in claim 19 further comprising allowing the viewers to access the personal television program schedule information using an on-line program guide.

22. The method defined in claim 19 further comprising providing a display screen to the viewers that contains a list of certain recommended personal television channels.

23. The method defined in claim 19 further comprising displaying a screen to the viewers that contains a list of certain sports-related personal television channels.

23. The method defined in claim 19 further comprising displaying a screen to the viewers that contains a list of both traditional television programs and personal television programs.

24. The method defined in claim 19 further comprising:

displaying a screen to the viewers that contains a list of the personal television programs;  
and

allowing a viewer to display a movable highlight region in the screen on top of certain desired personal television programs.

- 44 -

25. The method defined in claim 19 further comprising:

displaying a screen to the viewers that contains a list of the personal television programs;

allowing a viewer to display a movable highlight region in the screen on top of certain desired personal television programs; and

allowing the viewer to access additional information for those programs by pressing a remote control button.

26. The method defined in claim 19 further comprising providing the viewers with an opportunity to search through the personal television program schedule information in the program schedule database to locate desired personal television programs based on title information.

27. The method defined in claim 19 further comprising providing the viewers with an opportunity to search through the personal television program schedule information in the program schedule database to locate desired programs based on category information.

28. The method defined in claim 19 further comprising providing each of the contributors with an opportunity to provide the program schedule database with a description of that contributor's personal television channel.

- 45 -

29. The method defined in claim 19 wherein the personal television programs are provided on personal television channels, the method further comprising providing each of the viewers with an opportunity to view a description of the personal television channels.

30. The method defined in claim 19 further comprising:

displaying a screen to the viewers that contains a list of the personal television programs;  
and

providing the viewers with an opportunity to select a given one of the personal television programs from the list for automatic recording on the viewer equipment.

31. The method defined in claim 19 further comprising providing the viewers with an opportunity to select certain personal television programs as favorites.

32. The method defined in claim 19 wherein the personal television programs are provided on personal television channels, and wherein the method further comprises providing the viewers with an opportunity to select certain personal television channels as favorites.

33. The method defined in claim 19 further comprising displaying a list of programming on the viewer equipment, wherein the list includes both

- 46 -

traditional television programs and personal television programs, and wherein at least some of the personal television channels are available for viewing on demand.

34. The method defined in claim 19 further comprising:

displaying video for one of the personal television programs on the viewer equipment; and  
displaying linking information as an overlay on top of the displayed video.

35. The method defined in claim 19 further comprising providing a link from a personal television program to a web site.

36. The method defined in claim 19 further comprising:

displaying video for a given one of the personal television programs on the viewer equipment;  
and  
providing a viewer-selectable link related to the given personal television program.

37. The method defined in claim 19 further comprising:

displaying a list of personal television programs on the viewer equipment;  
allowing the viewer to select a given one of the personal television programs; and

- 47 -

displaying an information screen containing information on the selected personal television program.

38. The method defined in claim 19 further comprising:

allowing the viewer to select a given one of the personal television programs; and

displaying a viewer-selectable option that tunes the viewer equipment to a channel related to the given one of the personal television programs.

39. The method defined in claim 19 further comprising providing the viewers with an opportunity to locate personal television programs in the program schedule database based on the name of the contributor.

40. The method defined in claim 19 further comprising providing the viewers with an opportunity to block personal television programs based on parental control settings.

41. The method defined in claim 19 wherein providing the personal television programs from the contributor equipment of different individual contributors to the viewer equipment comprises providing the personal television programs from the contributor equipment of different individual contributors to the viewer equipment in real time.

42. The method defined in claim 19 wherein providing the personal television programs from the



- 48 -

contributor equipment of different individual contributors to the viewer equipment comprises providing the personal television programs from the contributor equipment of different individual contributors to the viewer equipment over the Internet in real time.

43. The method defined in claim 19 wherein providing the personal television programs from the contributor equipment of different individual contributors to the viewer equipment comprises:

providing the personal television programs from the contributor equipment of different individual contributors to the viewer equipment over the Internet in real time to a cable system headend; and

distributing the personal television programs from the cable system headend to the viewer equipment of the viewers as an MPEG stream.

44. The method defined in claim 19 further comprising distributing the personal television program schedule information to the viewer equipment by distributing the personal television program schedule information to a plurality of television distribution facilities from the program schedule database by satellite and by distributing the personal television program schedule information from each of the television distribution facilities to a plurality of viewers who are associated with that television distribution facility.

- 49 -

45. The method defined in claim 19 further comprising distributing the personal television program schedule information to the viewer equipment by simultaneously distributing the personal television program schedule information to a plurality of cable system headends from the program schedule database by satellite and by distributing the personal television program schedule information from each of the cable system headends to a plurality of viewers who are associated with that cable system headend.

46. The method defined in claim 19, wherein the viewer equipment of each viewer comprises a set-top box, the method further comprising distributing the personal television program schedule information to the set-top box of each viewer by simultaneously distributing the personal television program schedule information to a plurality of cable system headends from the program schedule database by satellite and by distributing the personal television program schedule information from each of the cable system headends to a plurality of set-top boxes of viewers who are associated with that cable system headend.

47. A method for using a system in which personal television programs are scheduled for distribution to viewers on personal television channels, wherein the viewers each have viewer handheld computing equipment, comprising:

providing an opportunity for at least one contributor who is an individual to supply personal television program schedule information to a program

- 50 -

schedule database that indicates particular future times and dates at which certain personal television programs are to be available for viewing by the viewers on the viewer handheld computing equipment;

providing the viewers with access to the personal television program schedule information at the viewer handheld computing equipment; and

providing the personal television programs from the contributor equipment of the at least one contributor to the viewer equipment of each of the viewers over the communications network.

48. A personal television channel distribution system for distributing personal television channels across a communications network, comprising:

contributor equipment connected to the communications network with which a contributor who is an individual transmits programming for a personal television channel for distribution to multiple viewers;

a data storage facility connected to the communications network, wherein the data storage facility includes a program schedule database containing personal television channel program schedule information; and

viewer television equipment for each of the viewers, wherein the viewer television equipment includes a television and is connected to the communications network, and wherein the viewer television equipment for each viewer supports an interactive television application that provides the

- 51 -

viewers with opportunities to view information on programming for personal television channels.

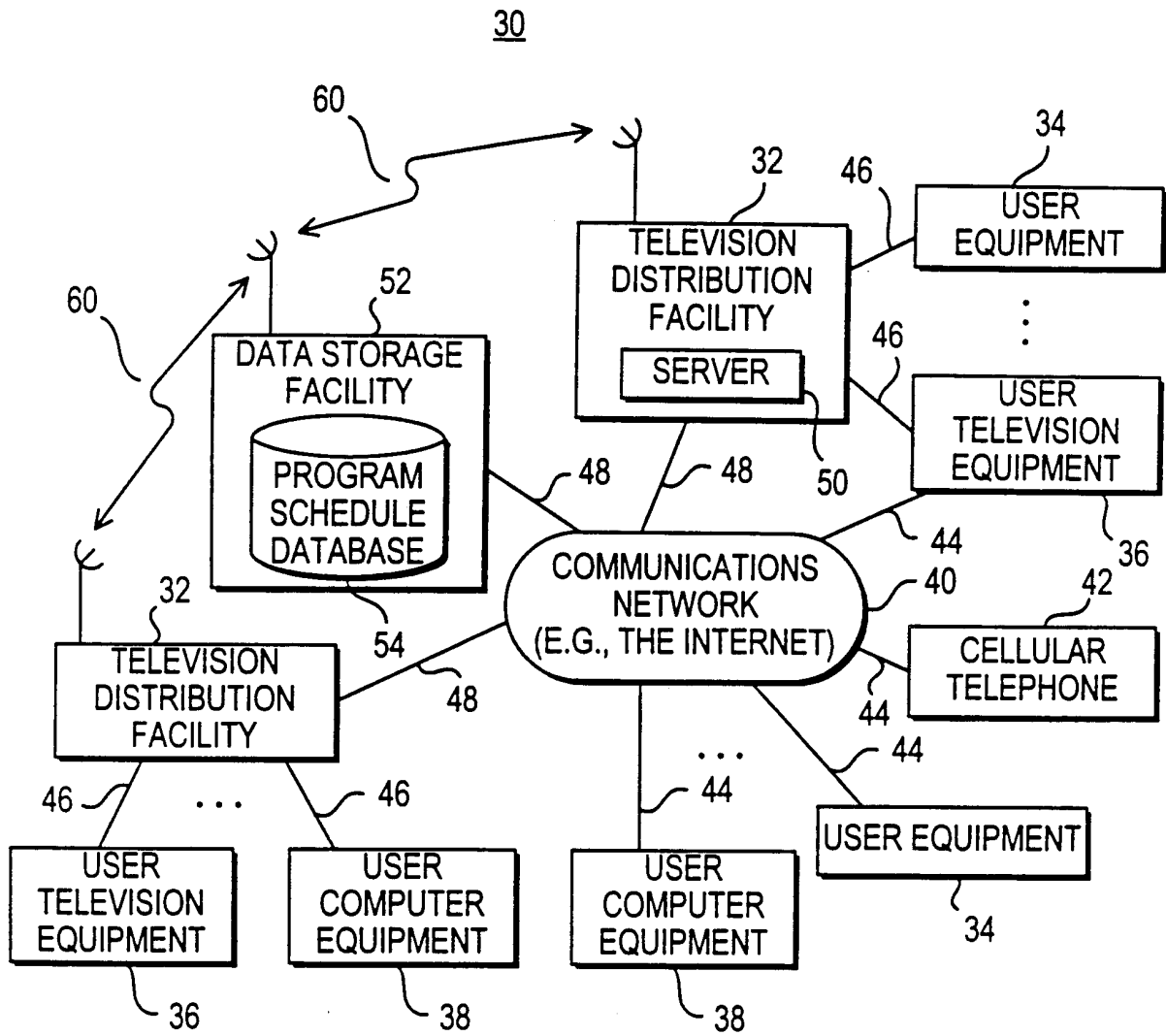


FIG. 1

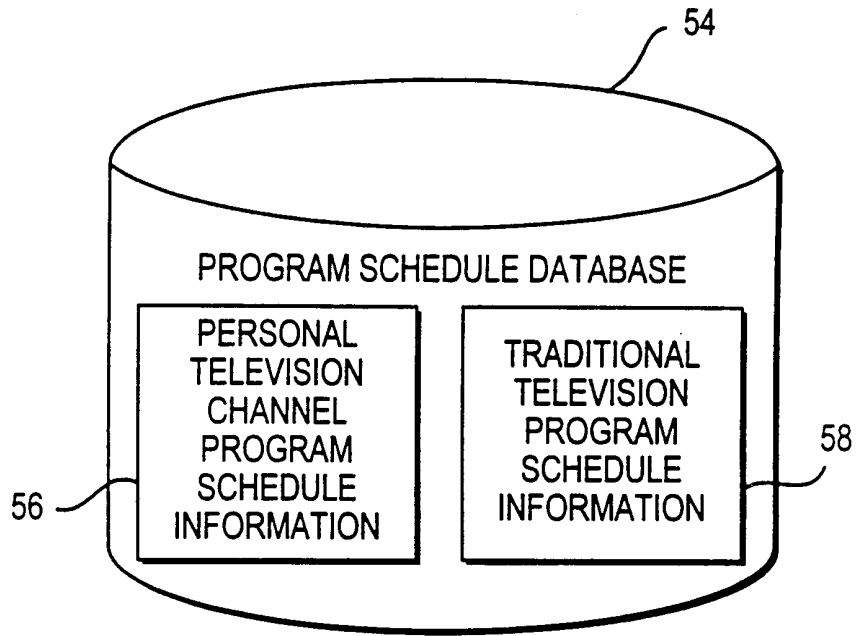


FIG. 2

3/20

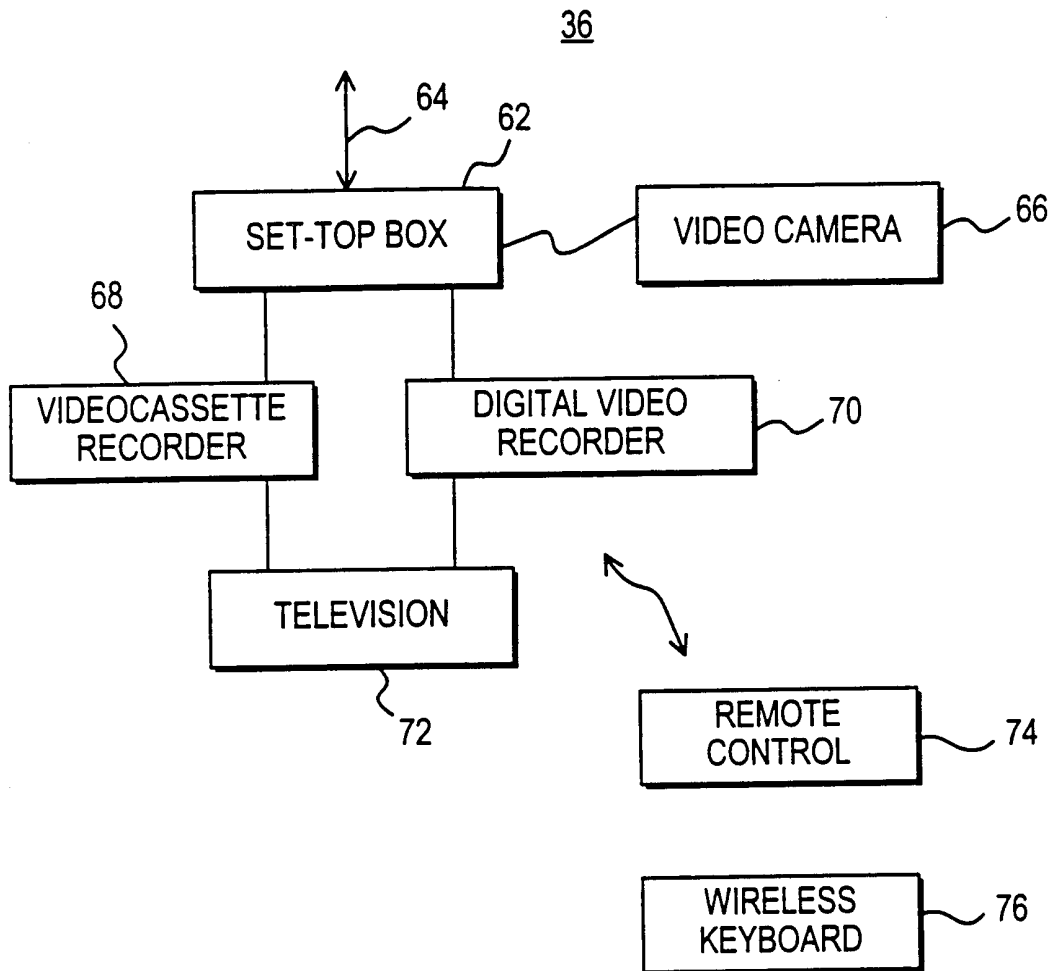
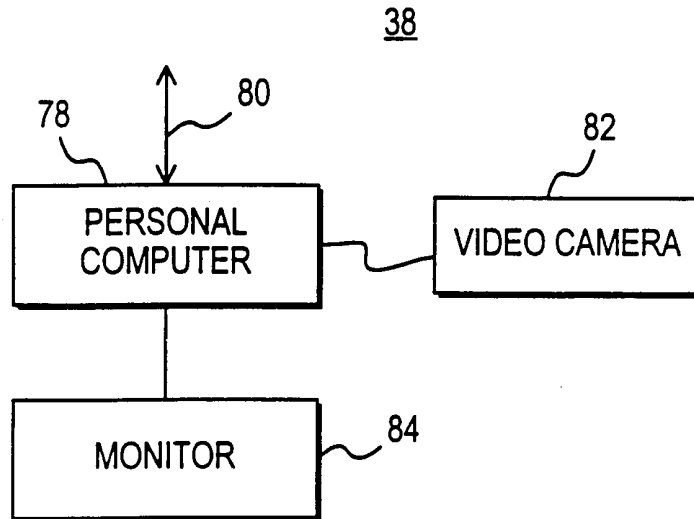


FIG. 3



*FIG. 4*



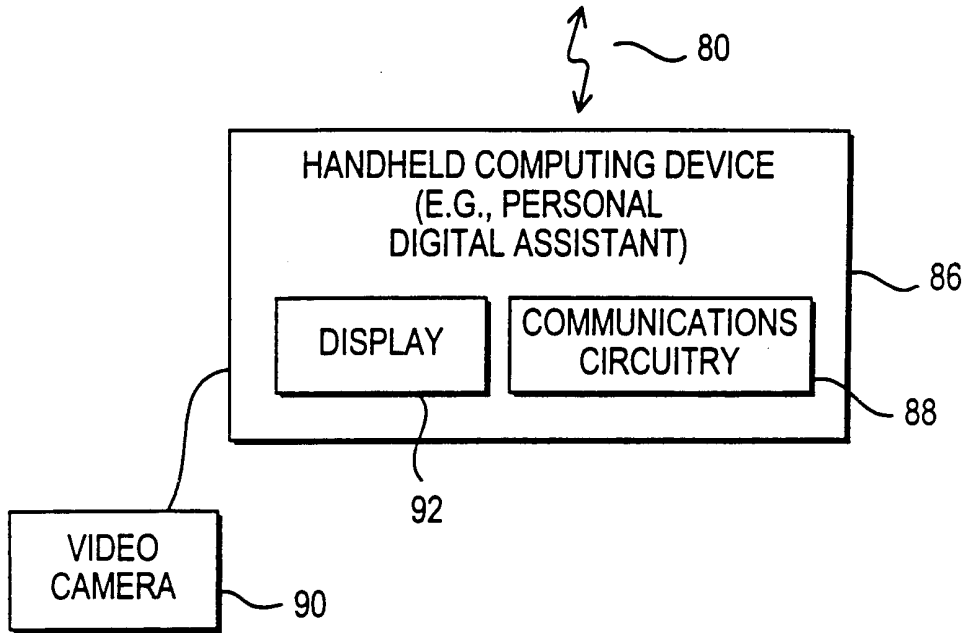


FIG. 5

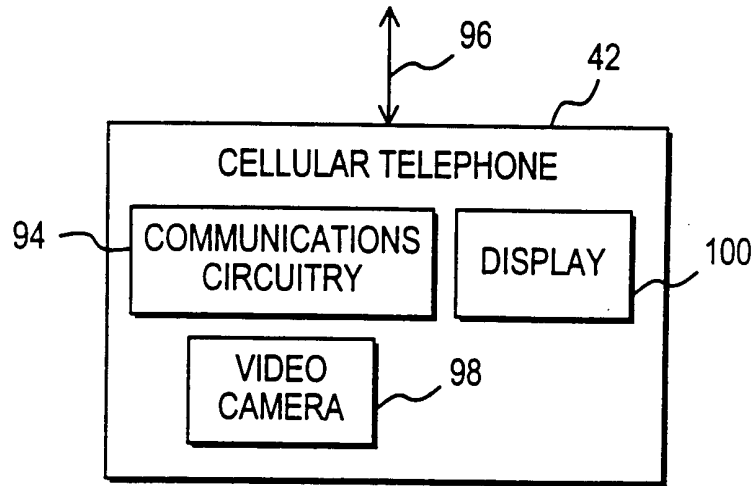


FIG. 6

7/20

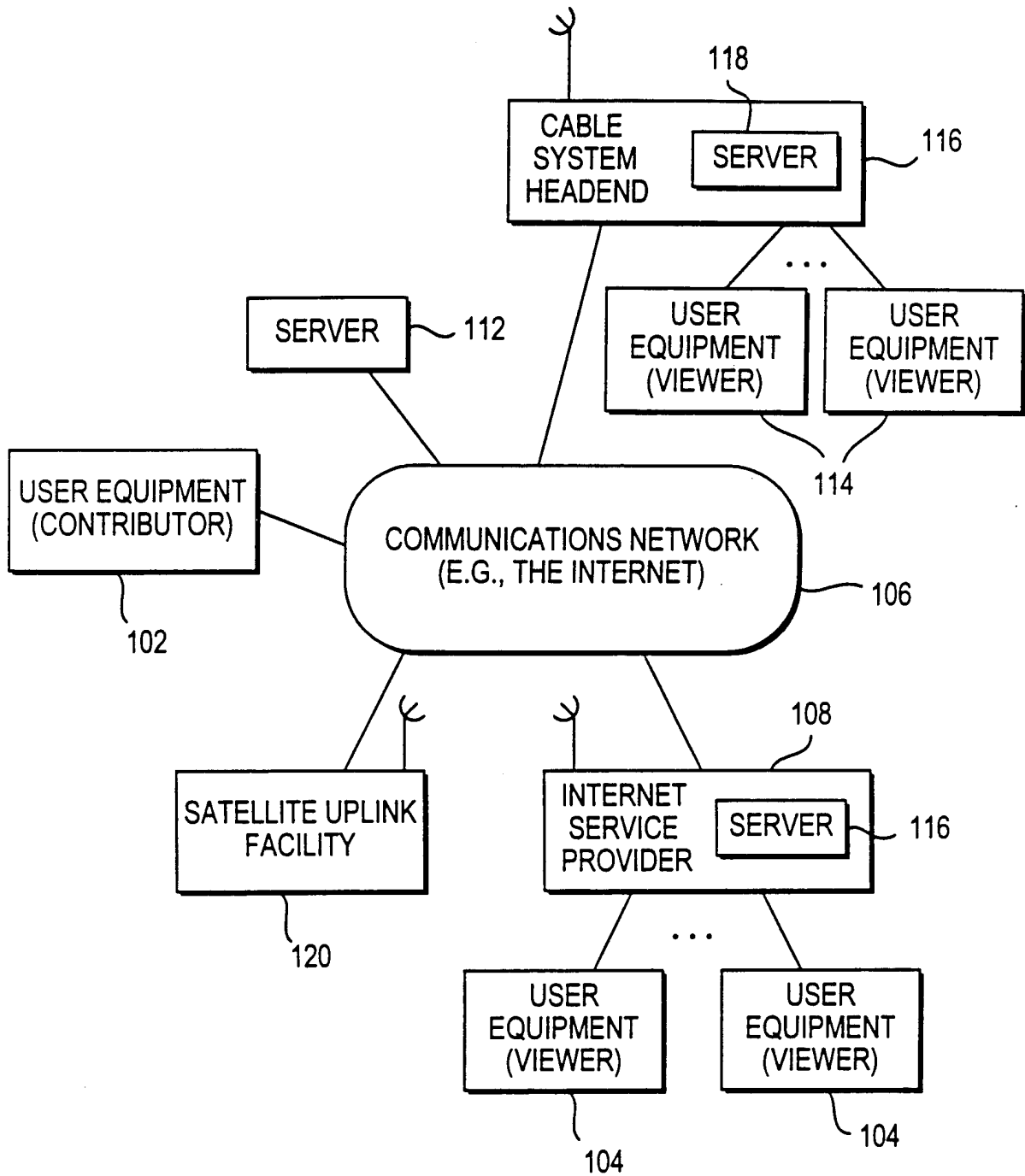


FIG. 7

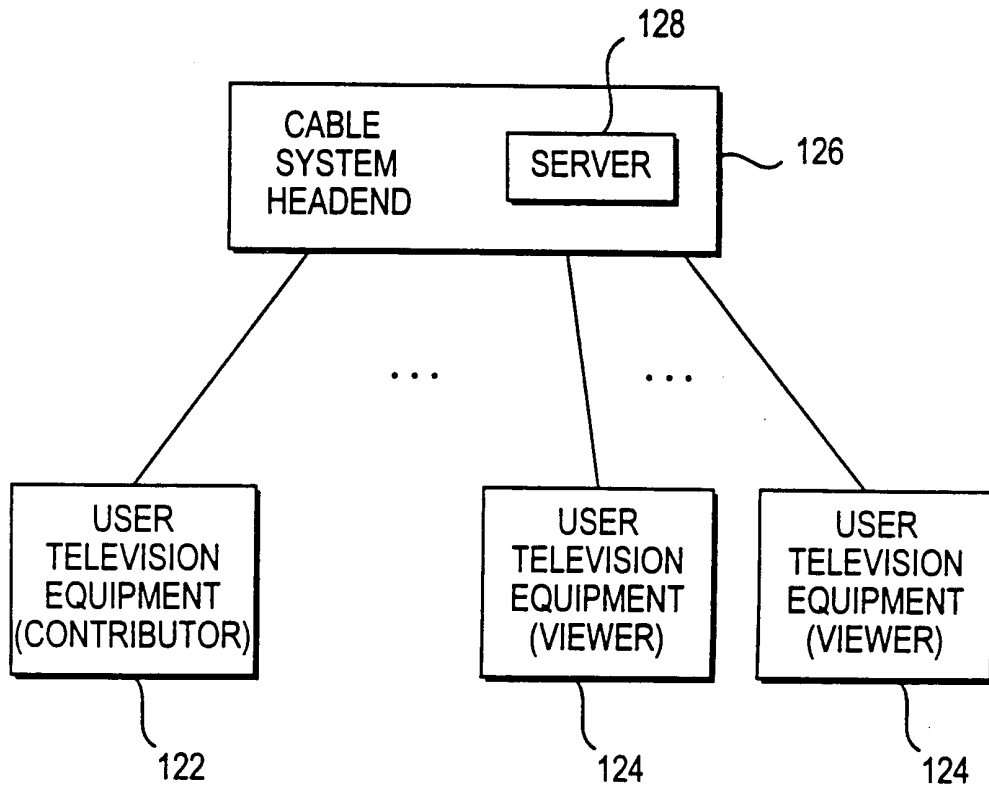


FIG. 8

9/20

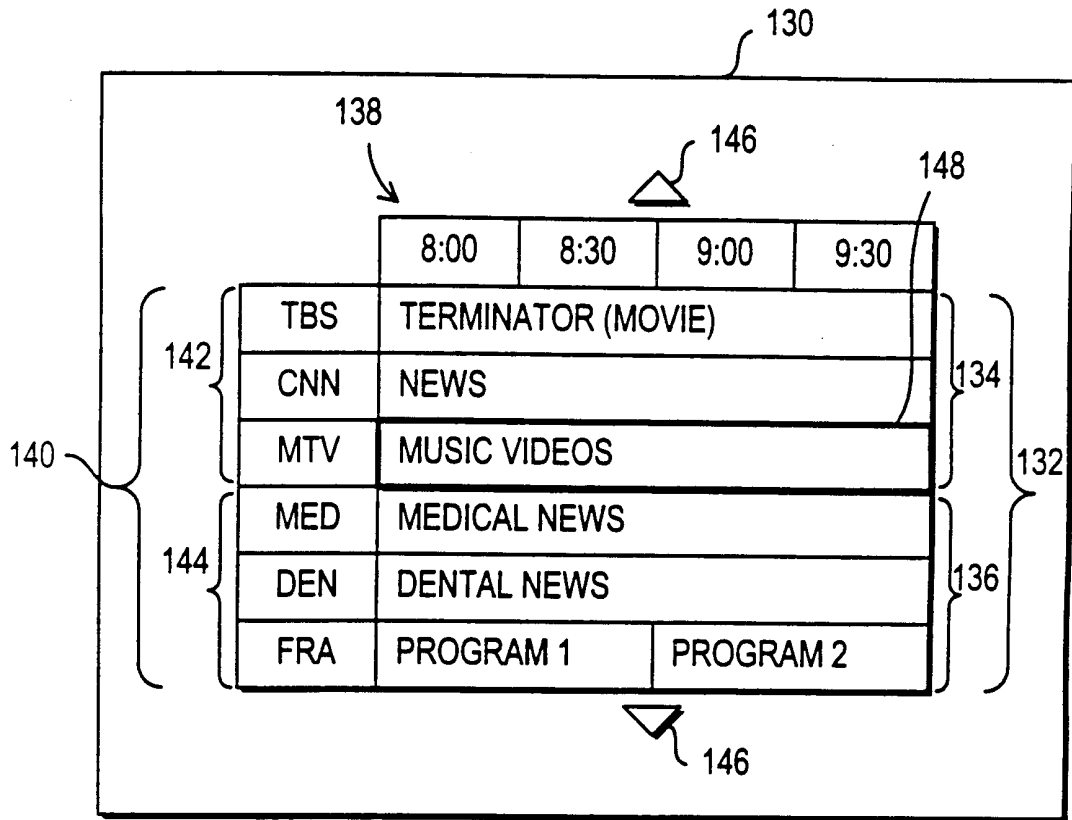


FIG. 9

10/20

150

	8:00	8:30	9:00	9:30
TBS	PROGRAM 1		PROGRAM 2	
CNN	PROGRAM 1	PROGRAM 2		
MTV	PROGRAM 1			
MED	PROGRAM 1		PROGRAM 2	
DEN	PROGRAM 1	PROGRAM 2		
FRA	PROGRAM 1		PROGRAM 2	
HGT	PROGRAM 1 - ORDER NOW!			
CST	PROGRAM 1 - ORDER NOW!			

152

154

155

FIG. 10

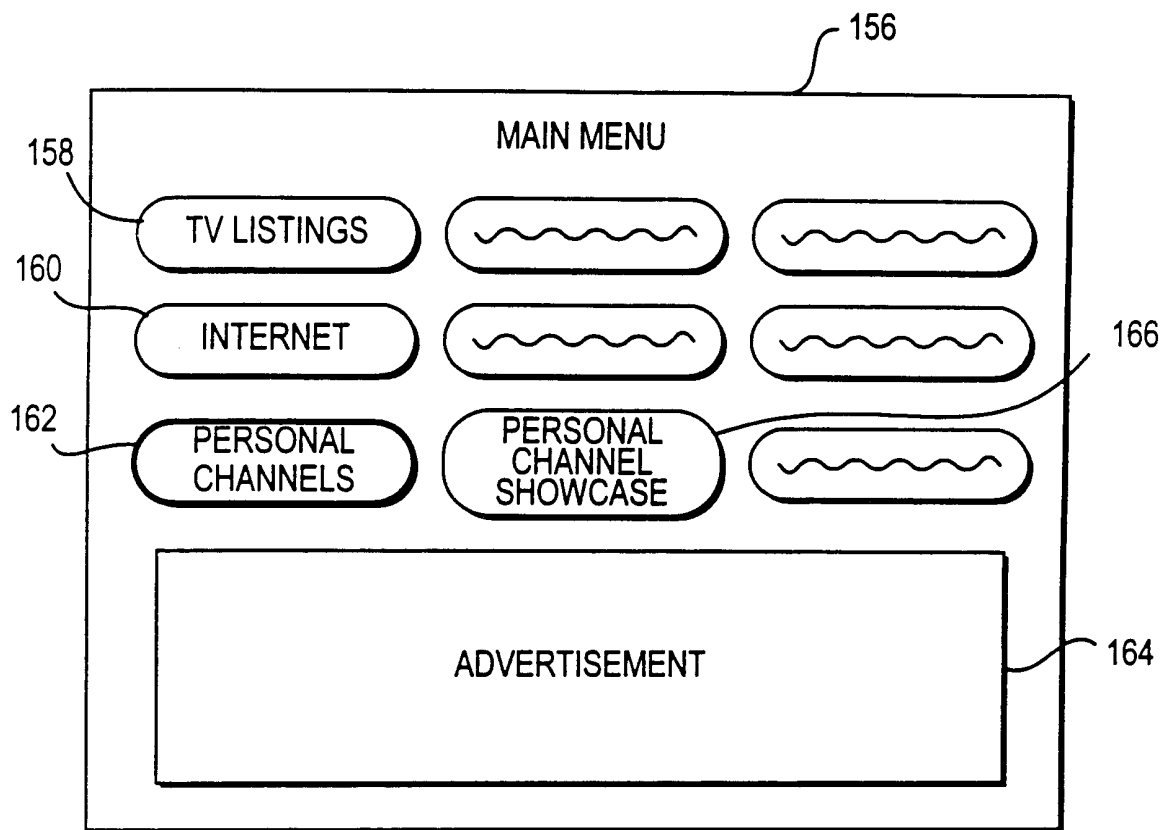


FIG. 11

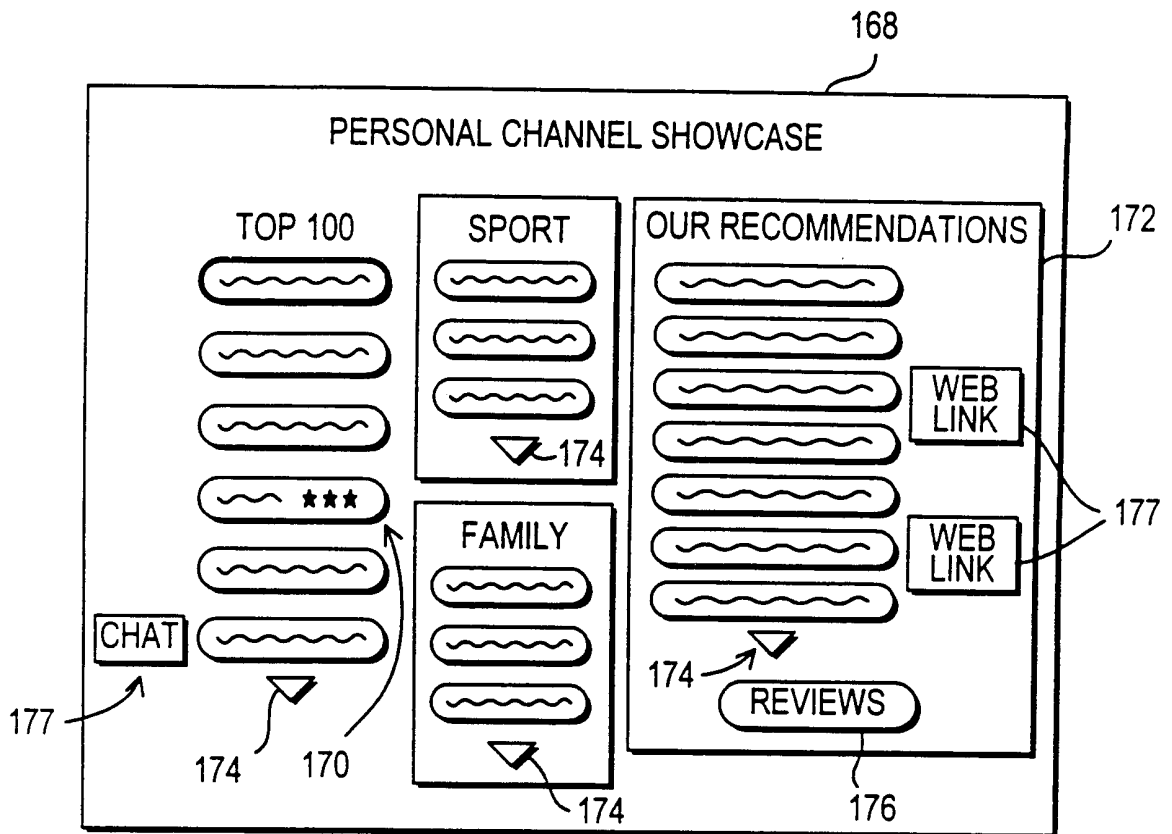


FIG. 12



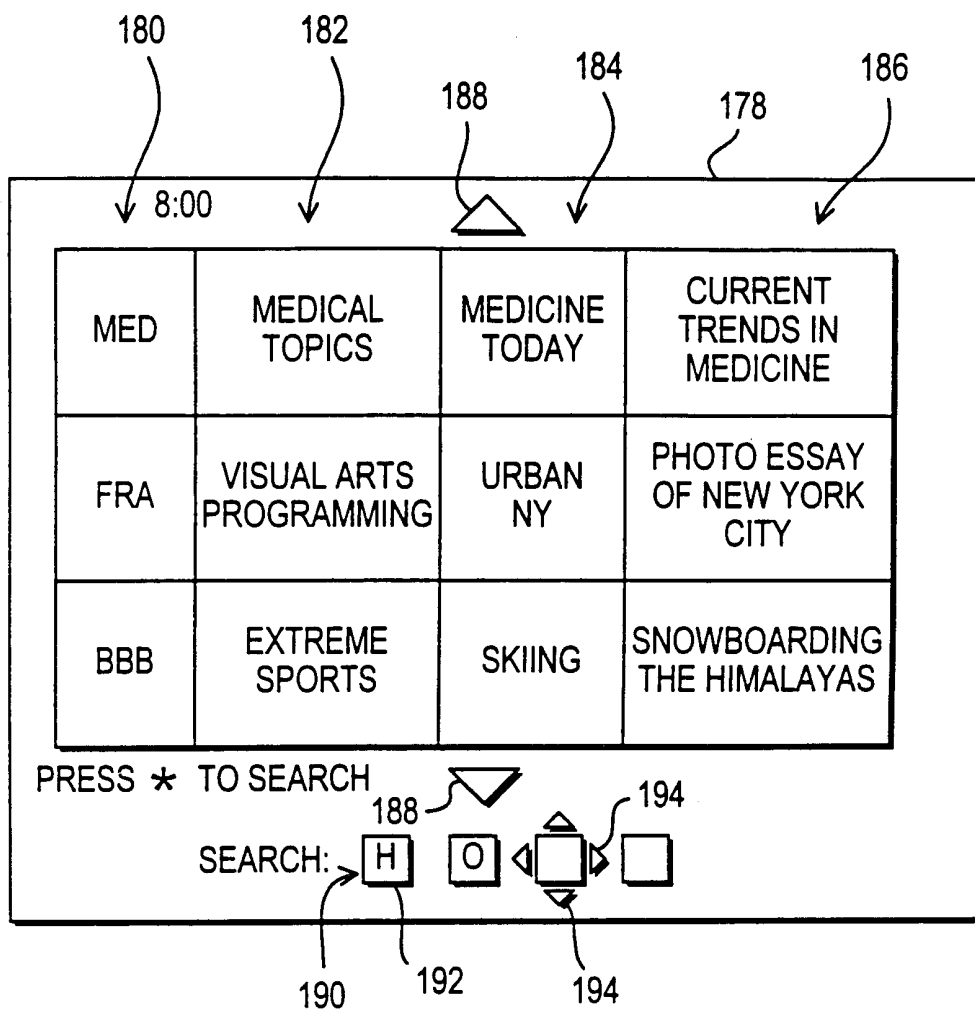


FIG. 13

196

**PERSONAL TELEVISION CHANNEL SCHEDULER**

CALL LETTERS  YOUR PASSWORD

DESCRIPTION OF CHANNEL: 198

DESCRIPTION 202

ENTER PROGRAM INFORMATION  204

START TIME  206 DATE

STOP TIME  208

TITLE  210

DESCRIPTION  212

VIEWER PASSWORD  213

214

FIG. 14

15/20

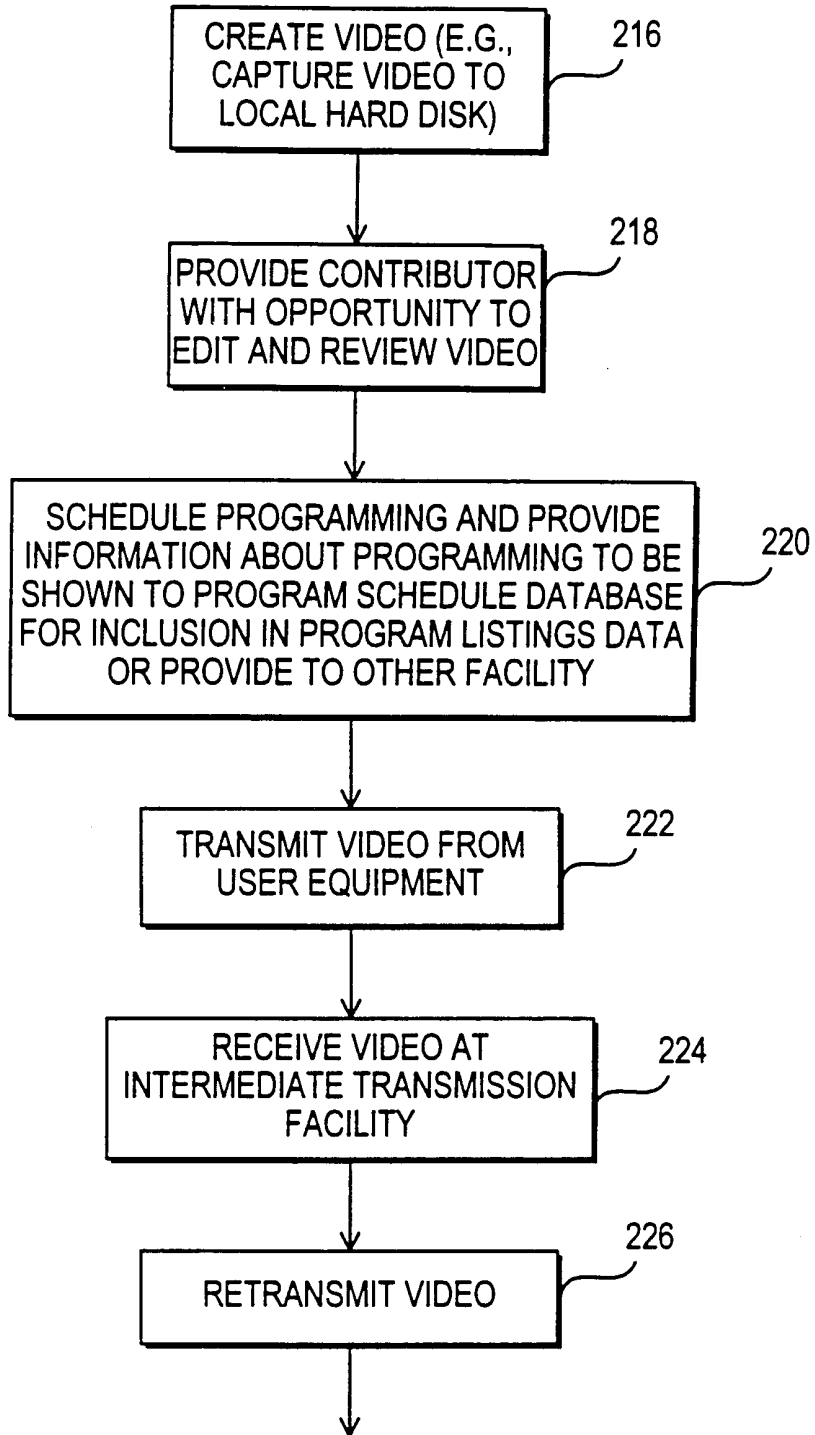


FIG. 15

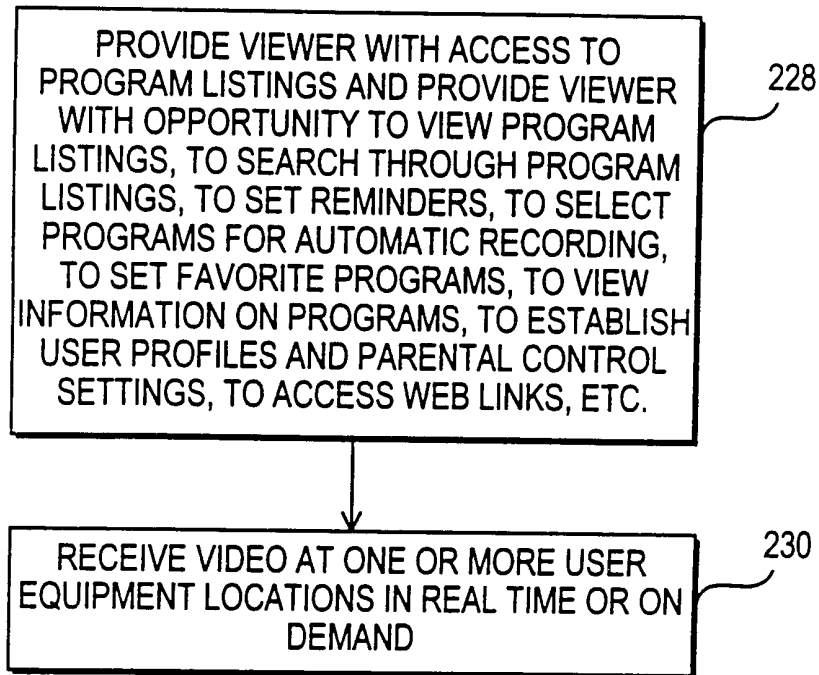


FIG. 16

17/20

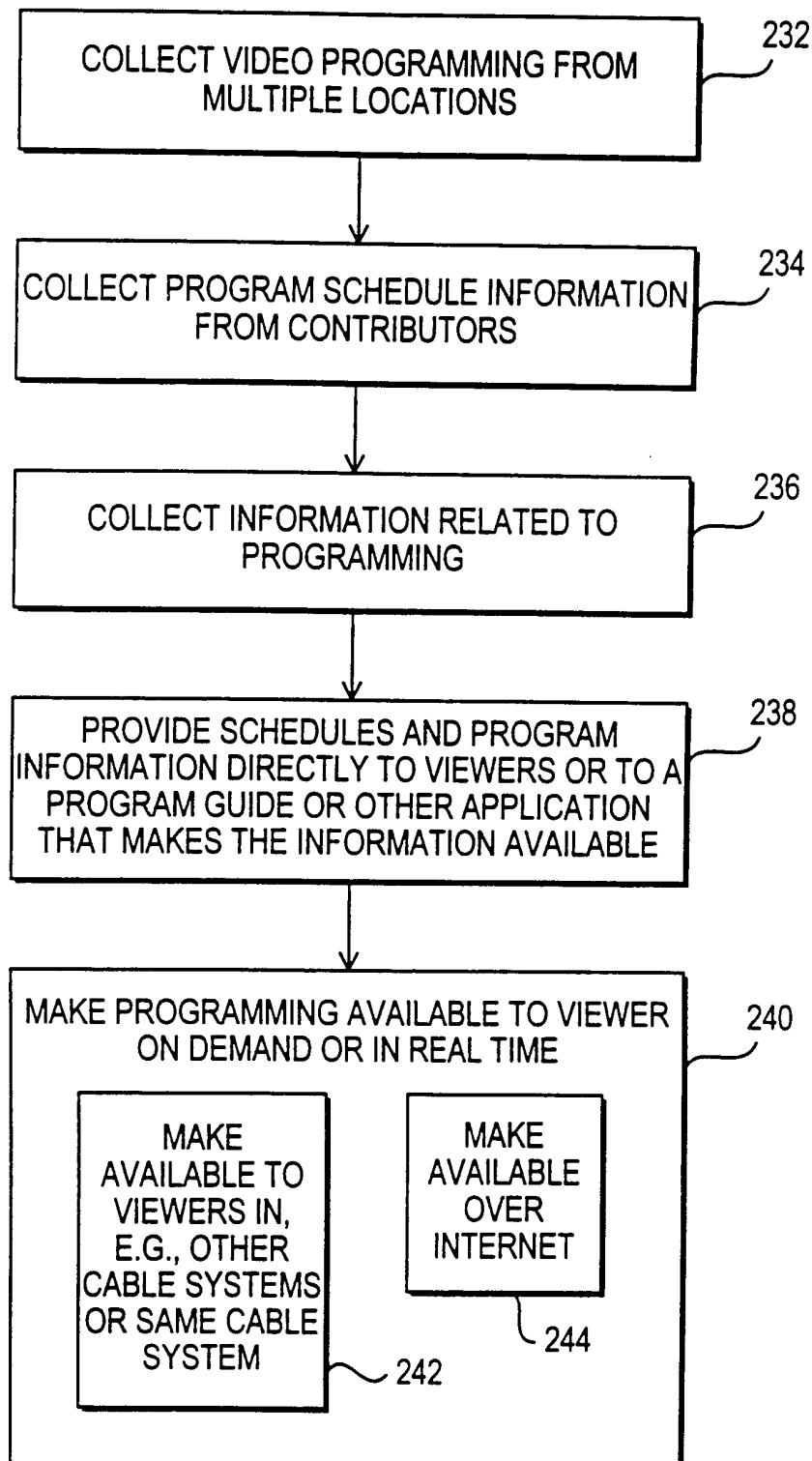


FIG. 17

18/20

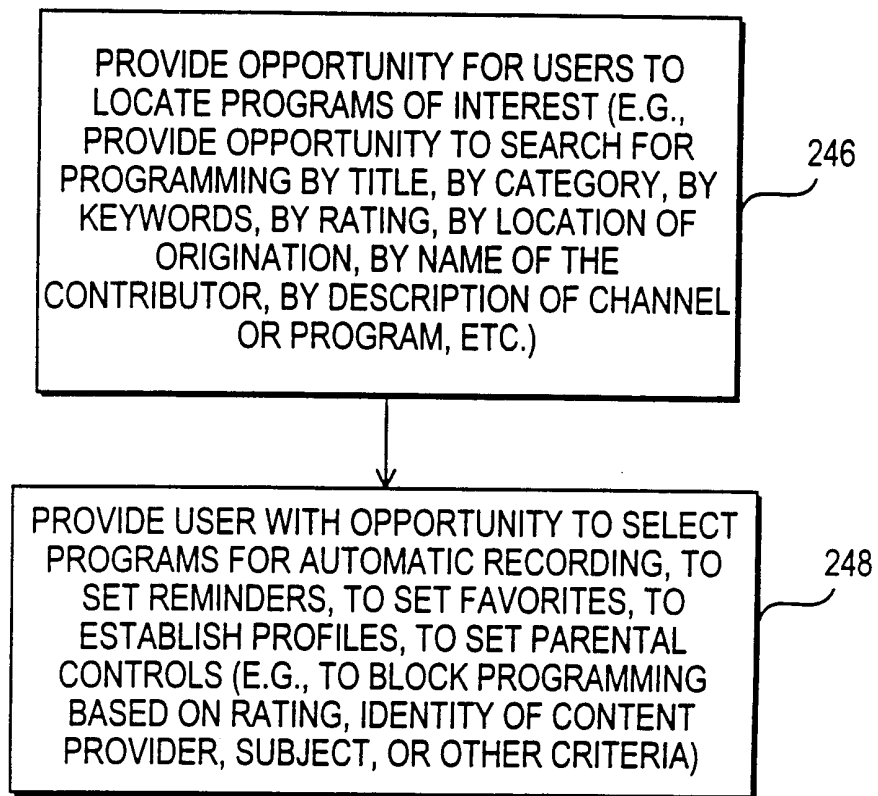


FIG. 18

19/20

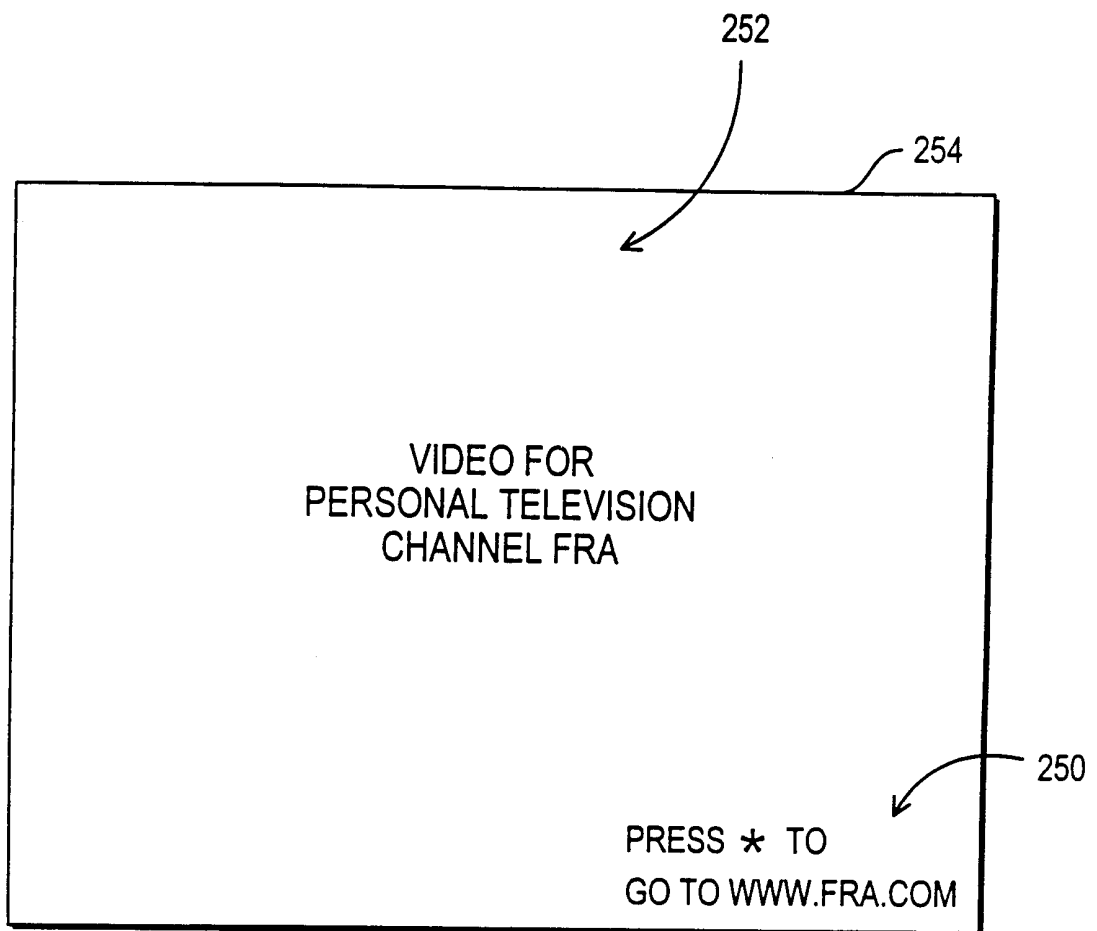


FIG. 19

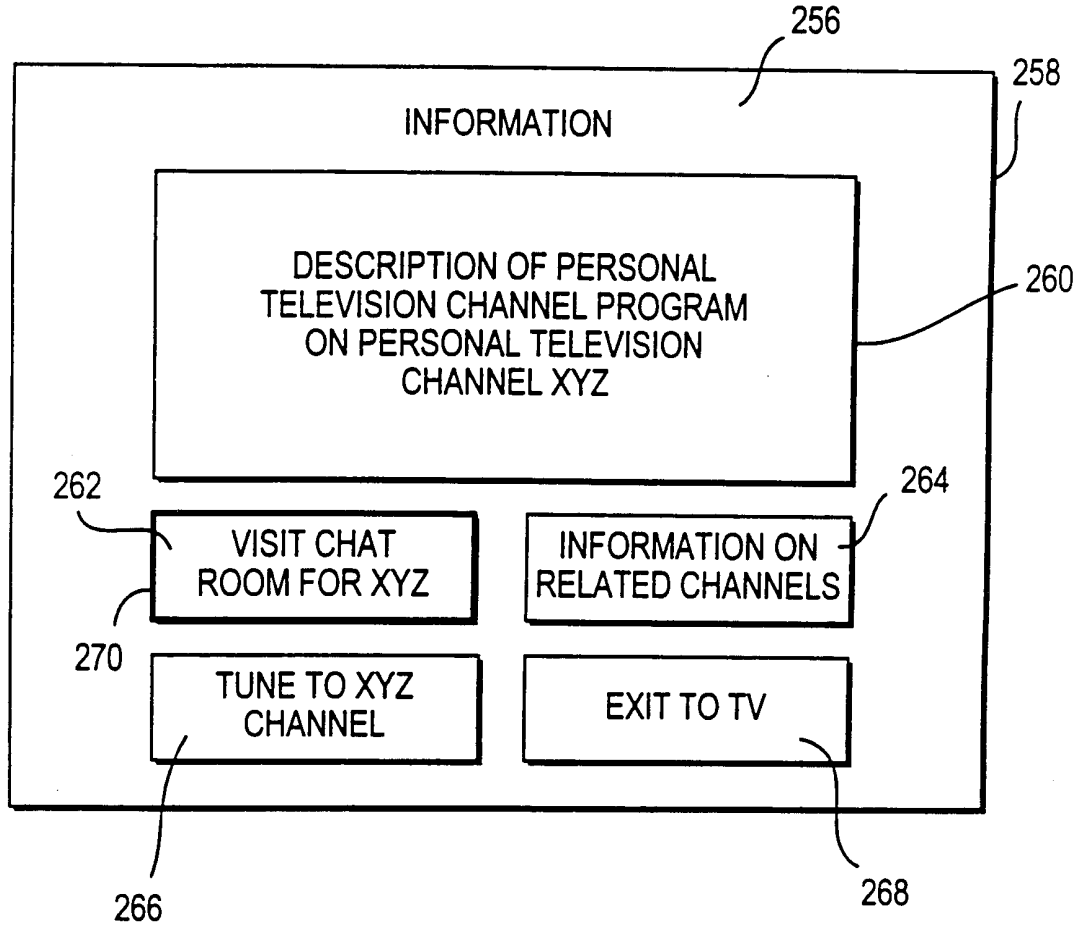


FIG. 20



# INTERNATIONAL SEARCH REPORT

International Application No

PCT/US 00/23598

**A. CLASSIFICATION OF SUBJECT MATTER**  
 IPC 7 H04N7/16 H04N7/173

According to International Patent Classification (IPC) or to both national classification and IPC

**B. FIELDS SEARCHED**

Minimum documentation searched (classification system followed by classification symbols)

IPC 7 H04N

Documentation searched other than minimum documentation to the extent that such documents are included in the fields searched

Electronic data base consulted during the international search (name of data base and, where practical, search terms used)

EPO-Internal

**C. DOCUMENTS CONSIDERED TO BE RELEVANT**

Category °	Citation of document, with indication, where appropriate, of the relevant passages	Relevant to claim No.
X	US 5 534 911 A (LEVITAN GUTMAN) 9 July 1996 (1996-07-09) column 2, line 41 -column 4, line 35 figures 1-5	1,10,11, 19-33
X	WO 99 12349 A (DISCOVERY COMMUNICAT INC) 11 March 1999 (1999-03-11) page 10, line 1 -page 15, line 5 page 24, line 18 -page 39, line 3 page 44, line 22 -page 47, line 23 figures 2,3,8-18,21	1-4, 10-15



Further documents are listed in the continuation of box C.



Patent family members are listed in annex.

° Special categories of cited documents :

- \*A\* document defining the general state of the art which is not considered to be of particular relevance
- \*E\* earlier document but published on or after the international filing date
- \*L\* document which may throw doubts on priority claim(s) or which is cited to establish the publication date of another citation or other special reason (as specified)
- \*O\* document referring to an oral disclosure, use, exhibition or other means
- \*P\* document published prior to the international filing date but later than the priority date claimed

- \*T\* later document published after the international filing date or priority date and not in conflict with the application but cited to understand the principle or theory underlying the invention
- \*X\* document of particular relevance; the claimed invention cannot be considered novel or cannot be considered to involve an inventive step when the document is taken alone
- \*Y\* document of particular relevance; the claimed invention cannot be considered to involve an inventive step when the document is combined with one or more other such documents, such combination being obvious to a person skilled in the art.
- \*&\* document member of the same patent family

Date of the actual completion of the international search

7 December 2000

Date of mailing of the international search report

14/12/2000

Name and mailing address of the ISA

European Patent Office, P.B. 5818 Patentlaan 2  
 NL - 2280 HV Rijswijk  
 Tel. (+31-70) 340-2040, Tx. 31 651 epo nl,  
 Fax: (+31-70) 340-3016

Authorized officer

Van der Zaal, R

# INTERNATIONAL SEARCH REPORT

International Application No  
PCT/US 00/23598

C.(Continuation) DOCUMENTS CONSIDERED TO BE RELEVANT		
Category *	Citation of document, with indication, where appropriate, of the relevant passages	Relevant to claim No.
A	WO 97 13368 A (STARSIGHT TELECAST INCORPORATED) 10 April 1997 (1997-04-10)  page 7, line 33 -page 16, line 20 page 27, line 12 -page 29, line 26 figures 1-17  ---	1,8, 10-15, 19-39, 41,42, 44-48
A	US 5 801 919 A (GRIENCEWIC RICHARD W) 1 September 1998 (1998-09-01) column 3, line 66 -column 5, line 33  ---	2-4,16, 17,47
A	EP 0 700 205 A (TOKYO SHIBAURA ELECTRIC CO) 6 March 1996 (1996-03-06)  -----	

# INTERNATIONAL SEARCH REPORT

Information on patent family members

International Application No

PCT/US 00/23598

Patent document cited in search report	Publication date	Patent family member(s)	Publication date
US 5534911    A	09-07-1996	NONE	
<hr style="border-top: 1px dashed black;"/>			
WO 9912349    A	11-03-1999	AU 9299398 A	22-03-1999
		EP 1025696 A	09-08-2000
<hr style="border-top: 1px dashed black;"/>			
WO 9713368    A	10-04-1997	AU 7387196 A	28-04-1997
		BR 9611064 A	13-07-1999
		CA 2232003 A	10-04-1997
		CN 1200221 A	25-11-1998
		EP 0880856 A	02-12-1998
		JP 10512420 T	24-11-1998
		US 6002394 A	14-12-1999
		US 6075575 A	13-06-2000
<hr style="border-top: 1px dashed black;"/>			
US 5801919    A	01-09-1998	NONE	
<hr style="border-top: 1px dashed black;"/>			
EP 0700205    A	06-03-1996	JP 8079641 A	22-03-1996
		JP 8098098 A	12-04-1996
		KR 192701 B	15-06-1999
		US 5838383 A	17-11-1998
<hr style="border-top: 1px dashed black;"/>			