



US00D467925S

(12) **United States Design Patent**
Hu et al.

(10) **Patent No.:** **US D467,925 S**

(45) **Date of Patent:** **** Dec. 31, 2002**

(54) **COMPUTER MOUSE**

D439,252 S * 3/2001 Ledbetter et al. D14/402
D440,972 S * 4/2001 Chiang et al. D14/402
D443,274 S * 6/2001 Loughnane et al. D14/408

(76) Inventors: **Ken-Pei Hu**, No. 22, Lane 129, Yun Hsiang Shan Chuang, Sheng Kao Village, Shen Keng Shiang, Taipei Hsien (TW); **Yao-Sheng Shen**, 4F, No. 15, Lane 125, Shetru St., Taipei (TW)

* cited by examiner

(**) Term: **14 Years**

Primary Examiner—Kay H. Chin

(74) *Attorney, Agent, or Firm*—Bacon & Thoams, PLLC

(21) Appl. No.: **29/161,854**

(57) **CLAIM**

The ornamental design for computer mouse, as shown and described.

(22) Filed: **Jun. 6, 2002**

DESCRIPTION

(51) **LOC (7) Cl.** **14-02**

FIG. 1 is a perspective view of computer mouse showing our new design.

(52) **U.S. Cl.** **D14/408**

FIG. 2 is a front elevational view thereof;

(58) **Field of Search** D14/402-410,

FIG. 3 is a rear elevational view thereof;

D14/417, 432; D13/158, 168; 200/5 R,

FIG. 4 is a left side elevational view thereof;

5 A, 6 R, 6 A; 273/148 B; 345/156-167;

FIG. 5 is a right side elevational view thereof;

74/471 XY; 463/36, 37, 38

FIG. 6 is a top plan view thereof; and,

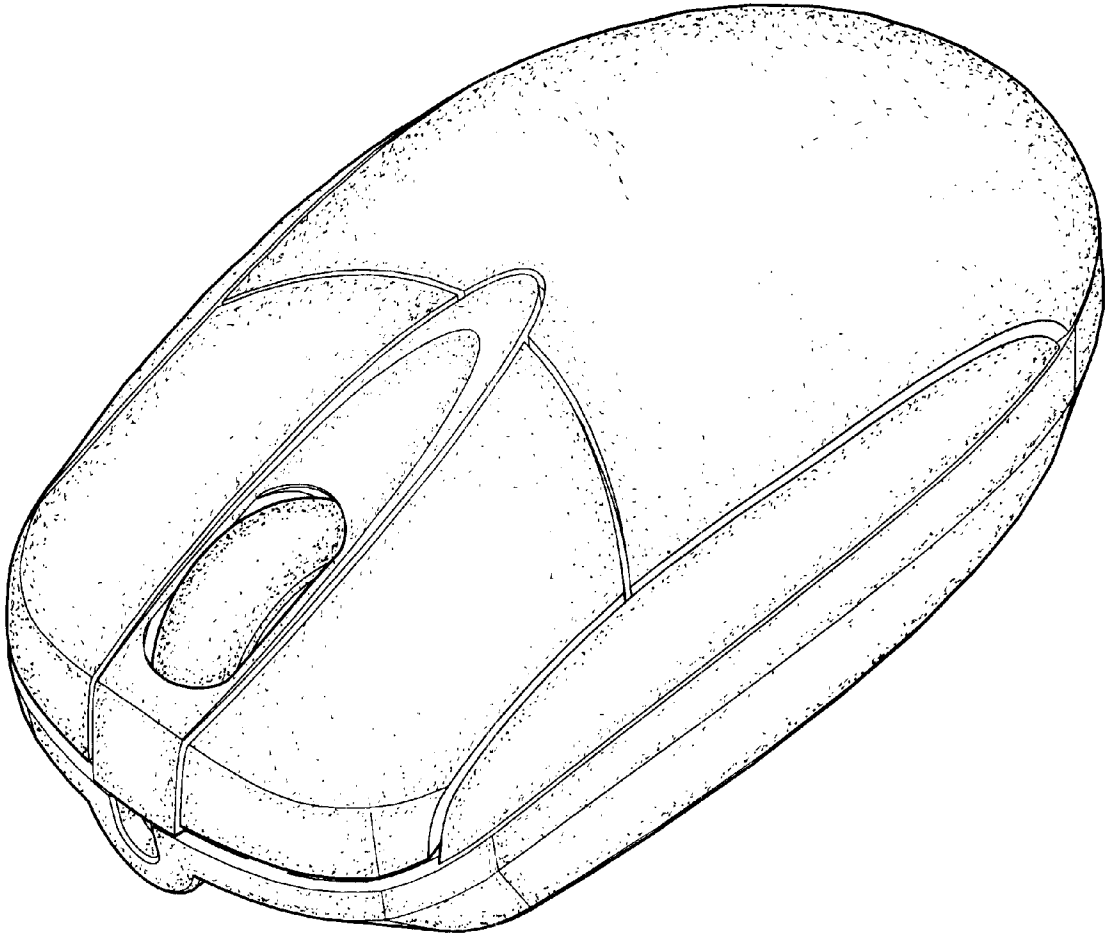
(56) **References Cited**

FIG. 7 is a bottom plan view thereof.

U.S. PATENT DOCUMENTS

D423,488 S * 4/2000 O’Keeffe et al. D14/408

1 Claim, 4 Drawing Sheets



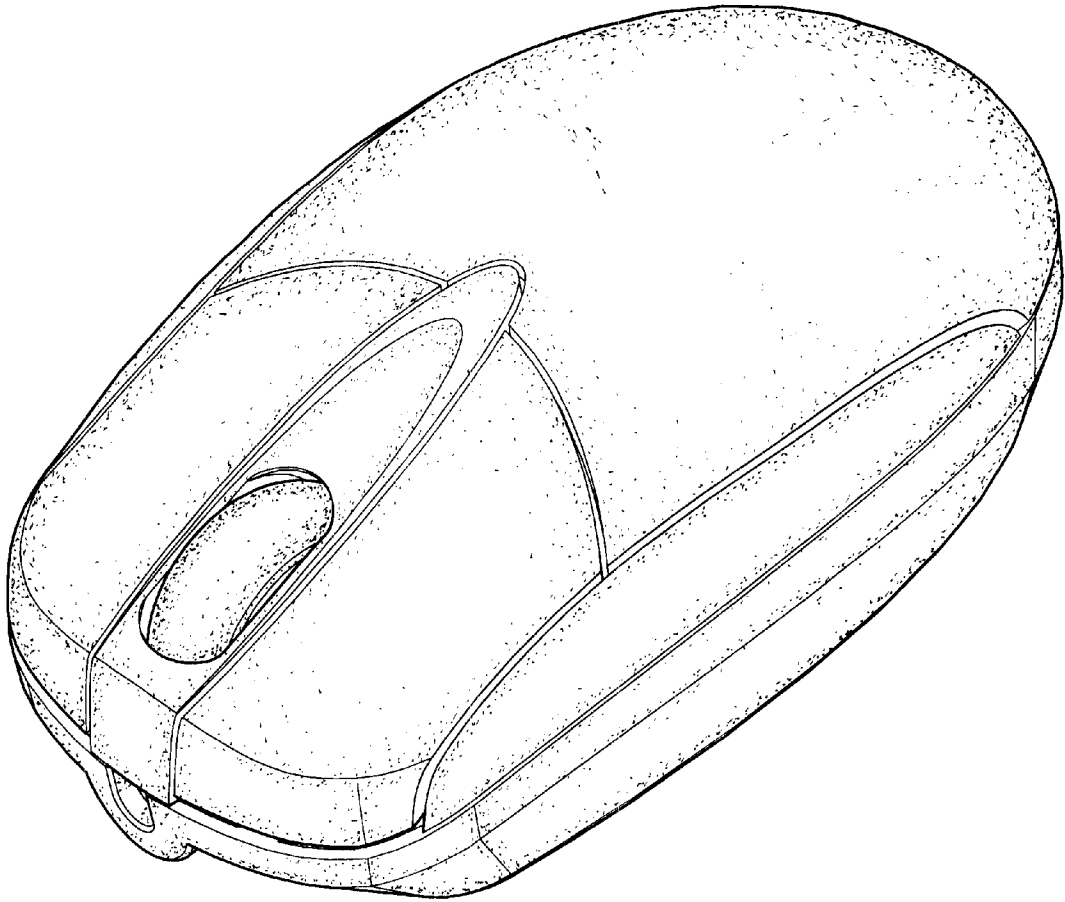


FIG. 1

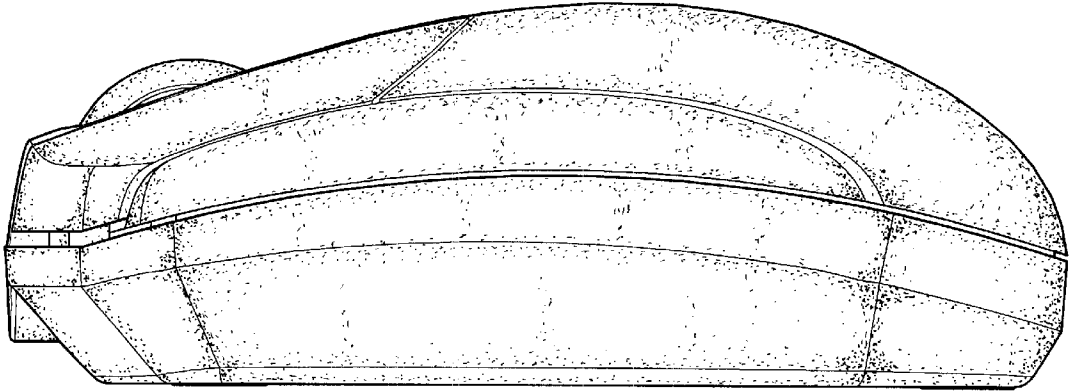


FIG. 2

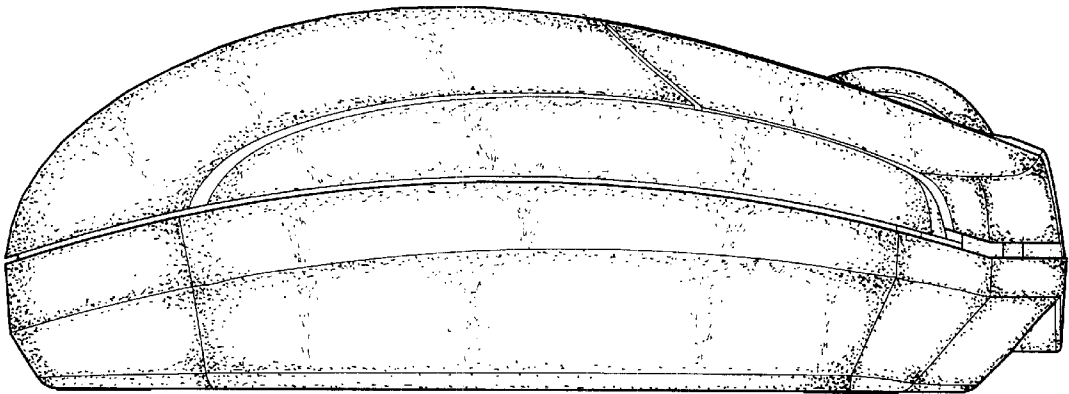


FIG. 3

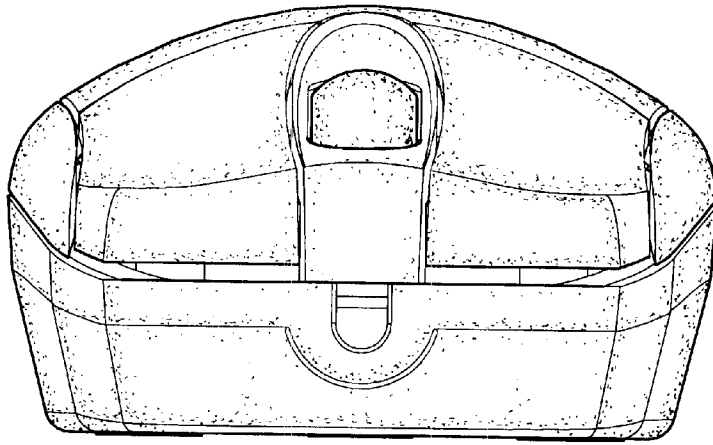


FIG. 4

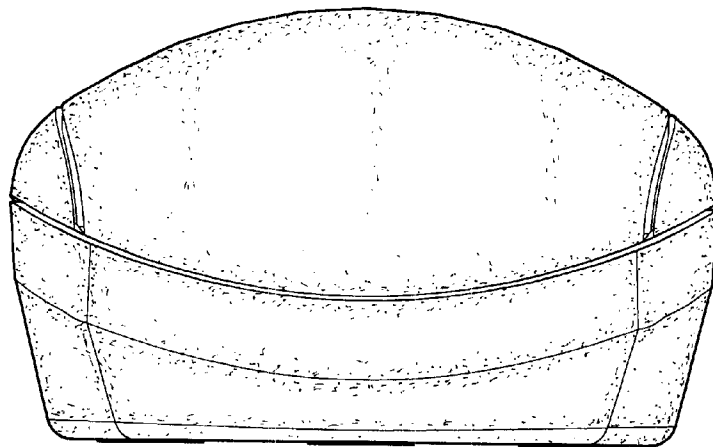


FIG. 5

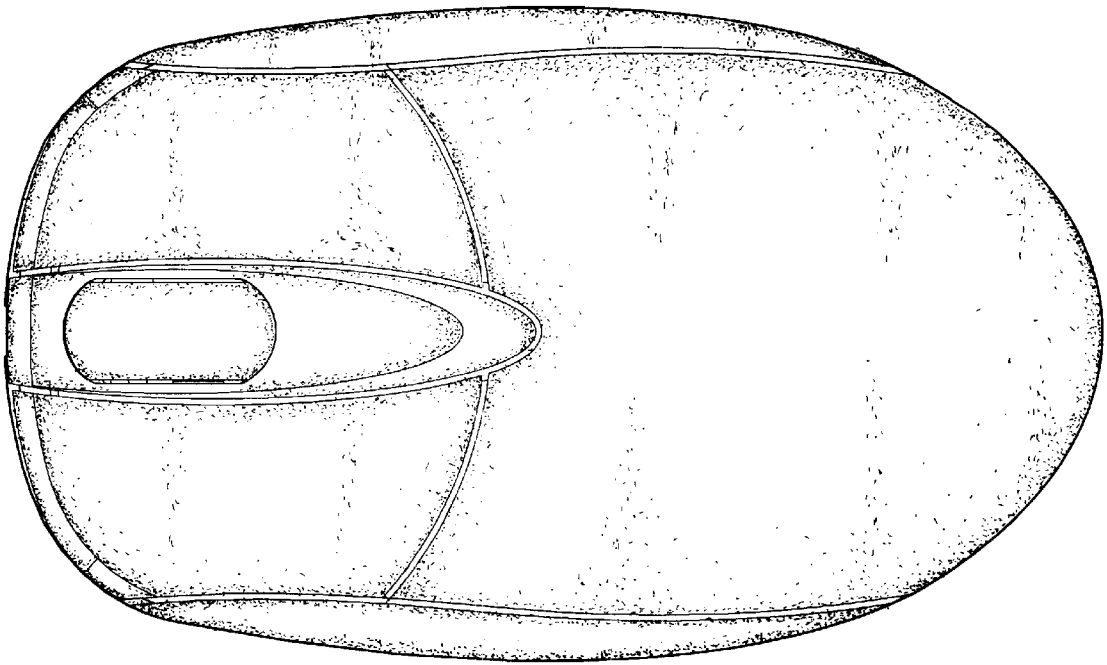


FIG. 6

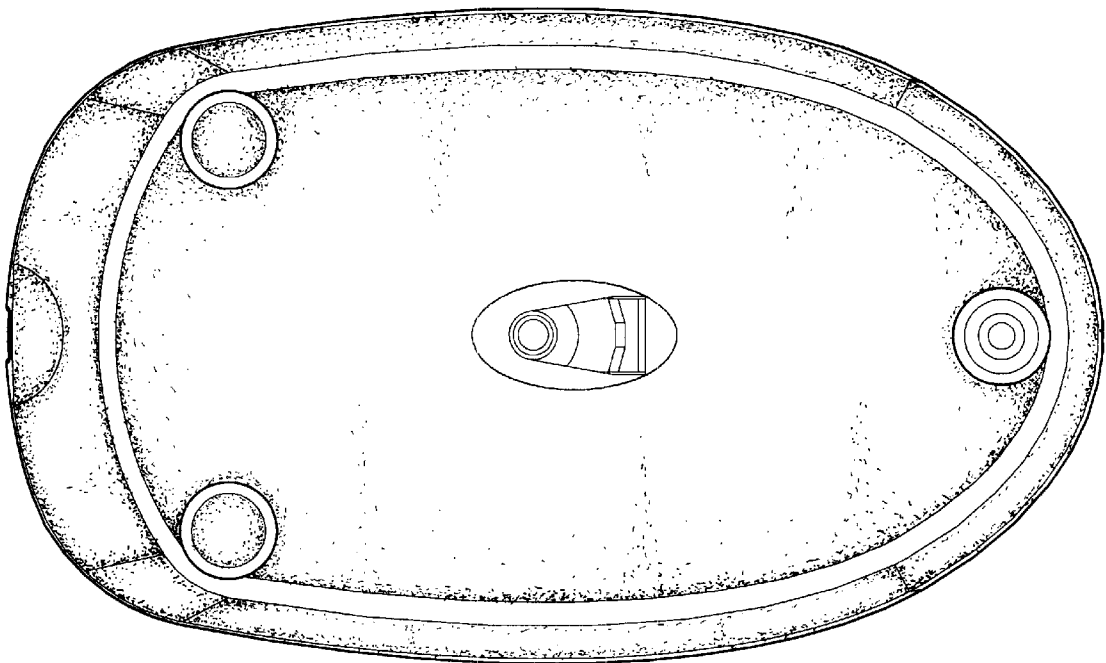


FIG. 7