



US00D453035S

(12) **United States Design Patent**
Giles

(10) **Patent No.:** **US D453,035 S**

(45) **Date of Patent:** **** Jan. 22, 2002**

(54) **EXERCISE DEVICE**

(76) **Inventor:** **Peter Evan Giles**, 5 Mainston Road.,
Remuera, Auckland (NZ)

(**) **Term:** **14 Years**

(21) **Appl. No.:** **29/108,235**

(22) **Filed:** **Jul. 26, 1999**

(51) **LOC (7) Cl.** **21-02**

(52) **U.S. Cl.** **D21/662; D21/797**

(58) **Field of Search** D21/662, 680,
D21/686, 684, 691, 797; 482/91, 33, 34,
35, 144, 148, 23, 24, 25, 36; 182/70

(56) **References Cited**

U.S. PATENT DOCUMENTS

1,765,361	A	*	6/1930	Berman	482/36
2,151,403	A	*	3/1939	Burke	482/36
2,222,119	A	*	11/1940	Overholt	482/35
2,929,627	A	*	3/1960	Scanlon	482/36
3,547,435	A	*	12/1970	Scott	482/34

3,874,375	A	*	4/1975	Penner	482/24
4,867,275	A	*	9/1989	Islava et al.	182/198
5,746,287	A	*	5/1998	Durham, Jr.	182/70
6,006,864	A	*	12/1999	Musk	182/187
6,015,027	A	*	1/2000	Banks	182/70

* cited by examiner

Primary Examiner—Philip S. Hyder

(74) *Attorney, Agent, or Firm*—Jacobson Holman, PLLC

(57) **CLAIM**

The ornamental design for an exercise device, as shown and described.

DESCRIPTION

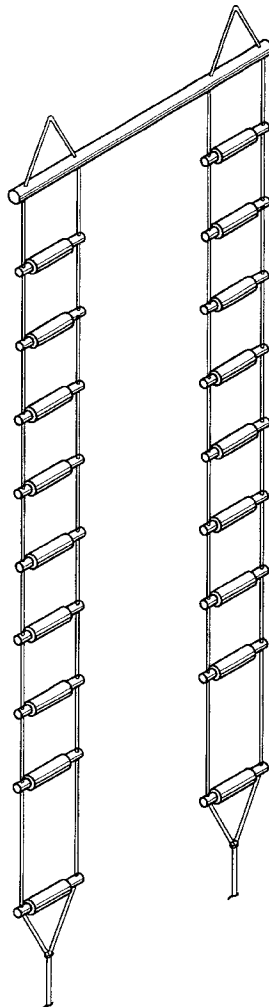
FIG. 1 is a front view showing my new design for an exercise device, the rear view being a mirror image thereof, FIG. 2 is a left side view, the right side view being a mirror image thereof;

FIG. 3 is a perspective view thereof;

FIG. 4 is a top view thereof; and,

FIG. 5 is a bottom view thereof.

1 Claim, 3 Drawing Sheets



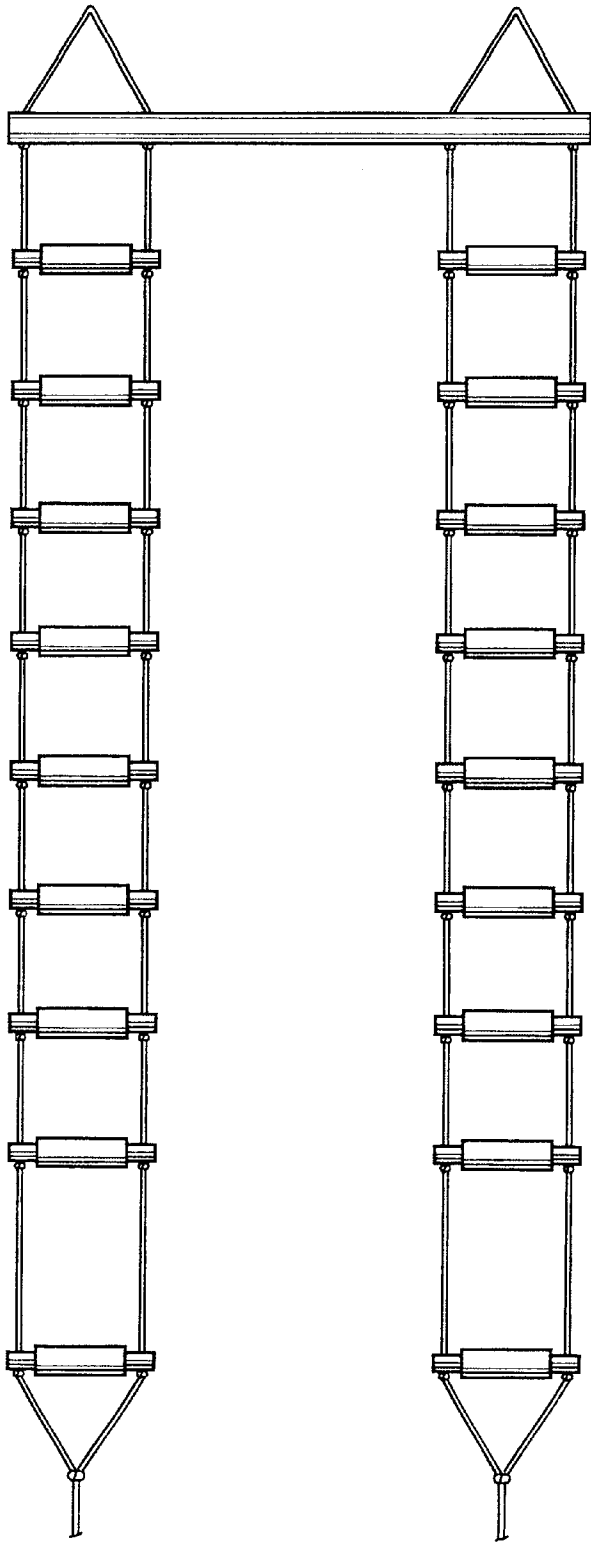


FIGURE 1



FIGURE 2

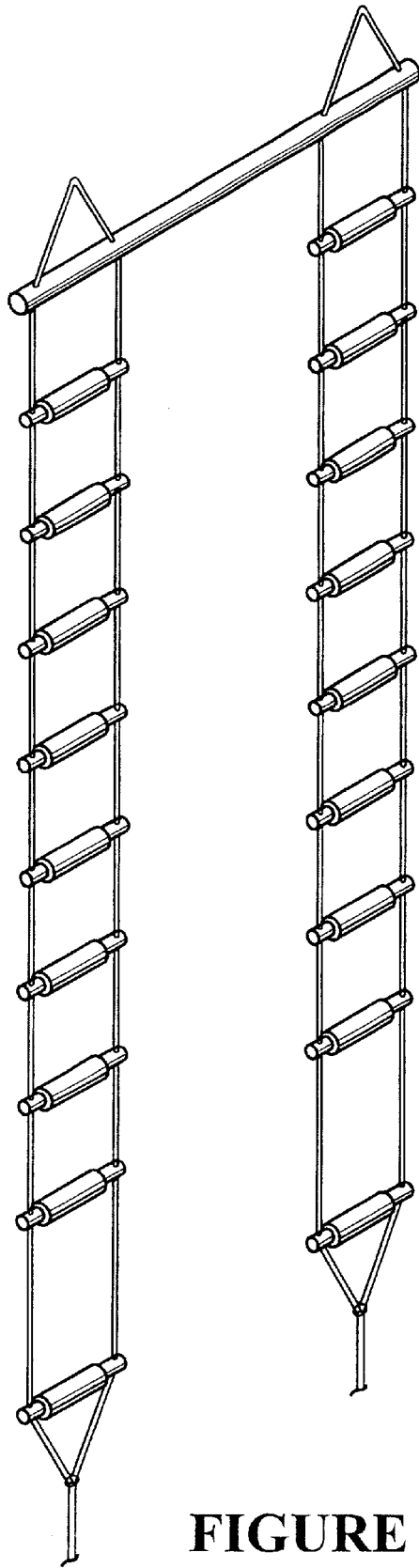


FIGURE 3



FIGURE 4




FIGURE 5