

(19) World Intellectual Property Organization  
International Bureau



(43) International Publication Date  
12 June 2003 (12.06.2003)

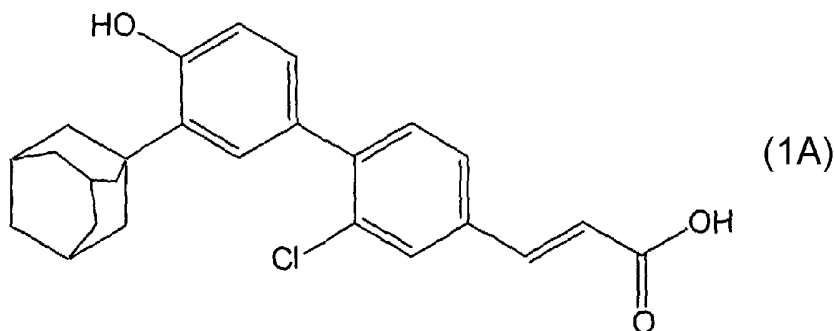
PCT

(10) International Publication Number  
WO 03/048101 A1

- (51) International Patent Classification<sup>7</sup>: C07C 59/54, 59/56, 59/72, 65/17, 217/54, 233/18, C07D 209/42, 311/74, 311/82, A61K 31/192, 31/353, 31/404, A61P 35/00
- (21) International Application Number: PCT/US02/38506
- (22) International Filing Date: 2 December 2002 (02.12.2002)
- (25) Filing Language: English
- (26) Publication Language: English
- (30) Priority Data:  
60/334,081 30 November 2001 (30.11.2001) US  
60/406,252 26 August 2002 (26.08.2002) US
- (71) Applicant (for all designated States except US): THE BURNHAM INSTITUTE [US/US]; 10901 N. Torrey Pines Road, La Jolla, CA 92037 (US).
- (71) Applicants and  
(72) Inventors: DAWSON, Marcia, I. [—/US]; La Jolla, CA (US). FONTANA, Joseph, A. [US/US]; Detroit, MI (US). ZHANG, Xiao-kun [—/US]; La Jolla, CA (US). LEID, Mark [—/US]; Corvallis, OR (US). JONG, Ling [—/—]; \*\* (\*\*). HOBBS, Peter [—/—]; \*\* (\*\*).
- (74) Agents: STEFFEY, Charles, E. et al.; Schwegman, Lundberg, Woessner & Kluth, P.O. Box 2938, Minneapolis, MN 55402 (US).
- (81) Designated States (national): AE, AG, AL, AM, AT, AU, AZ, BA, BB, BG, BR, BY, BZ, CA, CH, CN, CO, CR, CU, CZ, DE, DK, DM, DZ, EC, EE, ES, FI, GB, GD, GE, GH, GM, HR, HU, ID, IL, IN, IS, JP, KE, KG, KP, KR, KZ, LC, LK, LR, LS, LT, LU, LV, MA, MD, MG, MK, MN, MW, MX, MZ, NO, NZ, OM, PH, PL, PT, RO, RU, SD, SE, SG, SK, SL, TJ, TM, TN, TR, TT, TZ, UA, UG, US, UZ, VN, YU, ZA, ZM, ZW.
- (84) Designated States (regional): ARIPO patent (GH, GM, KE, LS, MW, MZ, SD, SL, SZ, TZ, UG, ZM, ZW), Eurasian patent (AM, AZ, BY, KG, KZ, MD, RU, TJ, TM), European patent (AT, BE, BG, CH, CY, CZ, DE, DK, EE, ES, FI, FR, GB, GR, IE, IT, LU, MC, NL, PT, SE, SI, SK, TR), OAPI patent (BF, BJ, CF, CG, CI, CM, GA, GN, GQ, GW, ML, MR, NE, SN, TD, TG).
- Published:  
— with international search report  
— before the expiration of the time limit for amending the claims and to be republished in the event of receipt of amendments

[Continued on next page]

(54) Title: INDUCTION OF APOPTOSIS IN CANCER CELLS



4-[3-(1-Adamantyl)-4-hydroxyphenyl]-3-chlorocinnamic acid (3-Cl-AHPC)

(57) Abstract: The present invention provides compounds that are inducers or inhibitors of apoptosis or apoptosis preceded by cell-cycle arrest. In addition, the present invention provides pharmaceutical compositions and methods for treating mammals with leukemia or other forms of cancer or for treating disease conditions caused by apoptosis of cells.

WO 03/048101 A1



---

*For two-letter codes and other abbreviations, refer to the "Guidance Notes on Codes and Abbreviations" appearing at the beginning of each regular issue of the PCT Gazette.*

## INDUCTION OF APOPTOSIS IN CANCER CELLS

### Cross-Reference to Related Application

This application claims priority from U.S. Provisional Patent Application  
5 No. 60/334,081, filed, November 30, 2001, and U.S. Provisional Patent  
Application No. 60/406,252, filed, August 26, 2002, which are incorporated  
herein by reference.

### Statement of Government Rights

10 This invention was made with government support under grant  
number CA51993 awarded by the National Institutes of Health. The United  
States Government has certain rights in this invention.

### Background of the Invention

15 Acute myelogenous leukemia (AML) is a heterogeneous disease  
composed of numerous sub-classifications displaying a wide spectrum of  
phenotypes. (See Berman, E., *Curr. Opin. Hematol.*, **4**: 205-11 (1999) and  
Bruservd, O. *et al.*, *Stem Cells*, **18**: 157-65 (2000).) The major therapeutic  
approach to this disease has been the use of chemotherapeutic agents with  
20 associated life-threatening toxicity. Although non-specific in their effects, these  
regimens have significantly increased the survival of AML patients. (See Saez,  
R.A., *Cancer Control*, **4**: 399-406 (1997); Bruservd, O. *et al.*, *Stem Cells*, **18**:  
343-351 (2000); and Stein, A.S. *et al.*, *Leukemia*, **14**: 1191-1196 (2000).)  
Recently, more targeted therapy has been developed. Treatment of acute  
25 promyelocytic leukemia (APL) patients with *trans*-retinoic acid (tRA) results in  
the differentiation of the cells with 90 percent of the patients achieving a  
complete remission. (See Chen, Z.X. *et al.*, *Blood*, **78**: 1413-1419 (1991);  
Castaigne, S. *et al.*, *Blood*, **76**: 1704-1709 (1990); and Warrell, R.P. *et al.*, *N.  
Engl. J. Med.*, **324**: 1385-1393 (1991). tRA exerts its effect by modulating gene

expression through its role as a ligand to the retinoic acid nuclear receptors (RARs) with the subsequent binding of this complex to the RARE consensus sequences located in the regulatory regions of retinoid-responsive genes. The selective sensitivity of APL cells to tRA-mediated differentiation resides in their  
5 specific expression of a unique PML-RAR $\alpha$  fusion product with subsequent maturation arrest of these cells at the promyelocyte stage; exposure of these cells to a micromolar concentration of tRA allows for the degradation of the PML-RAR $\alpha$  fusion product and restitution of normal RAR $\alpha$  receptor function with subsequent maturation of the APL cells.

10 Z. M. Shao *et al.*(1995) have recently shown that the retinoid 6-[3-(1-adamantyl)-4-hydroxyphenyl]-2-naphthalenecarboxylic acid (AHPN) is a potent inducer of apoptosis in a number of cell types. Both natural and synthetic retinoids exert their biological action through their binding to and activation of specific RARs and retinoic acid X nuclear receptors (RXRs). These receptors  
15 complexed with ligand and bound to specific regions in the promoters of genes designated as retinoid response elements (RAREs and RXREs) modulate gene expression. AHPN does not bind to the RXRs, is an extremely poor binder and transactivator of the RAR subtype  $\alpha$ , but at 1  $\mu$ M binds and transactivates RAR $\beta$  and RAR $\gamma$ . Whether AHPN induces apoptosis through activation of these  
20 receptors is still controversial. AHPN exposure results in apoptosis of the human leukemia cell line HL-60R, which lacks functional RARs, and the cell line K562, which is resistant to the antiproliferative actions of tRA. These results suggest that AHPN induces cell death at least in myeloid leukemia cells through a novel pathway that does not involve its direct interaction with the  
25 retinoid receptors. AHPN also causes the rapid activation of the MAPK kinase pathway by inducing the activation of the p38 and JNK kinases within 1 hour. Activation of these kinases is not observed following exposure of the cells to standard retinoids that function through classical RAR/RXR-signaling pathways. JNK activation has been implicated as a major player in the induction of  
30 apoptosis by a number of agents and has recently been shown to result in p53 activation and subsequent p53-mediated-apoptosis in sympathetic neurons.

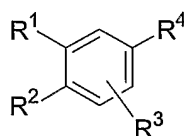
The ability of AHPN to induce apoptosis in the cell line ALL-REH, which was obtained from a patient with acute lymphocytic leukemia, was

examined. AHPN treatment lead to stimulation of caspase 3 activity, which, in turn, resulted in the generation of a unique Bcl-X<sub>L</sub> cleavage product that promotes apoptosis. AHPN induced apoptosis in ALL cells obtained from patients. Unfortunately, the concentrations of AHPN required to induce  
 5 leukemia cell apoptosis in a cell culture produced adverse side effects when administered to mice. These results strongly suggest similar toxicity when administered to humans.

Therefore, a continuing need exists for compounds that are more useful inducers, or inhibitors, of apoptosis or apoptosis preceded by cell-cycle  
 10 arrest. In addition, there is a need for pharmaceutical compositions and methods for treating mammals with leukemia or other forms of cancer or for treating disease conditions caused by apoptosis of cells.

### Summary of the Invention

The present invention provides compounds that are useful inducers or  
 15 inhibitors of apoptosis or apoptosis preceded by cell-cycle arrest. The compounds of the invention have formula (I)



wherein R<sup>1</sup> is C<sub>1-10</sub>alkyl, C<sub>2-10</sub>alkenyl, C<sub>2-10</sub>alkynyl, halo, haloC<sub>1-10</sub>alkyl, C<sub>1-10</sub>alkoxy, (C<sub>1-10</sub>alkyl)mercapto, amino, (C<sub>1-10</sub>alkyl)NH-, (C<sub>1-10</sub>alkyl)<sub>2</sub>N-,  
 20 C<sub>3-8</sub>cycloalkyl, C<sub>3-8</sub>cycloalkenyl, C<sub>6-30</sub>polycycloalkyl, C<sub>6-30</sub>polycycloalkenyl, C<sub>3-8</sub>heterocycloalkyl, C<sub>6-30</sub>polyheterocycloalkyl, C<sub>3-8</sub>heterocycloalkenyl, C<sub>3-30</sub>polyheterocycloalkenyl, aryl, heteroaryl, (C<sub>1-10</sub>alkyl)-C(O)-, (C<sub>3-8</sub>cycloalkyl)-C(O)-, (C<sub>3-8</sub>cycloalkenyl)-C(O)-, (C<sub>3-8</sub>heterocycloalkyl)-C(O)-, or (C<sub>3-8</sub>heterocycloalkenyl)-C(O)-; wherein the cyclic R<sub>1</sub> groups are optionally  
 25 substituted with alkyl groups.

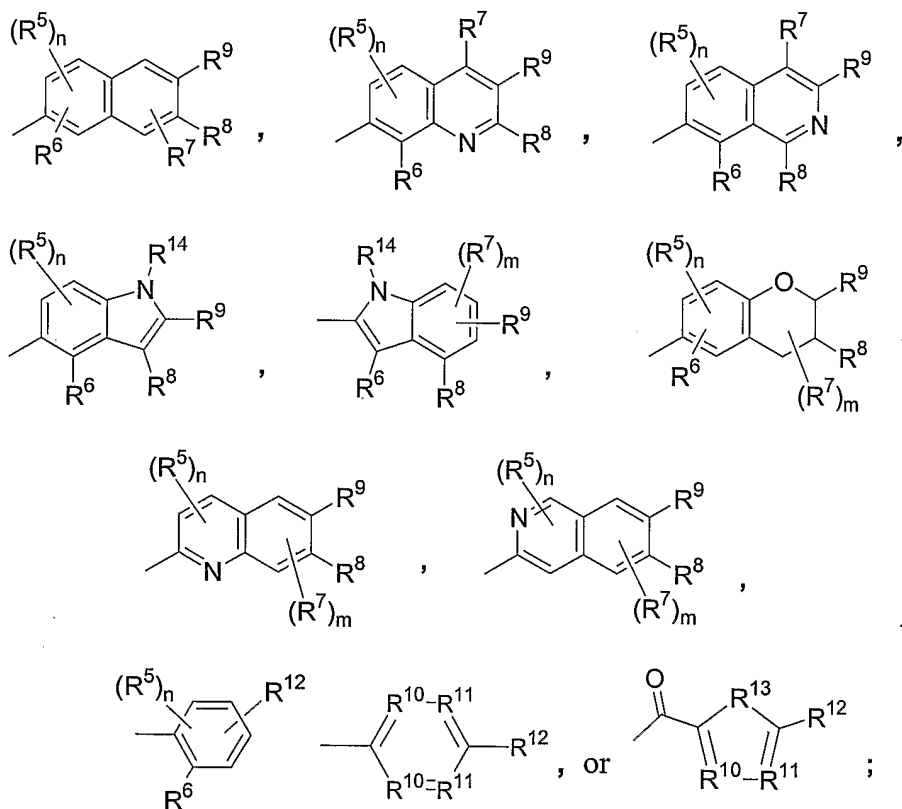
R<sup>2</sup> is hydrogen, hydroxy, -SH, amino, -CN, (C<sub>1-10</sub>alkyl)NH-, (C<sub>1-10</sub>alkyl)<sub>2</sub>N-, -COOR<sup>14</sup>, -C(=O)R<sup>14</sup>, -C(=O)N(R<sup>14</sup>)<sub>2</sub>, -N(R<sup>14</sup>)C(=O)R<sup>14</sup>, -P(O)(OR<sup>14</sup>)<sub>2</sub> (phosphonic acid), -S(O)<sub>2</sub>OR<sup>14</sup> (sulfonic acid), -S(O)<sub>2</sub>N(R<sup>14</sup>)<sub>2</sub>.

(sulfonamide),  $-N-C(NH)-N(R^{15})_2$  (guanidino), (hydroxy) $C_{1-10}$ alkylene-,  
 $(C_{1-10}alkyl)-C(O)-$ ,  $-C(O)-NHOR^{14}$  (hydroxamic acid), or oxime;

$R^3$  is hydrogen,  $C_{1-10}alkyl$ , hydroxy, amino,  $(C_{1-10}alkyl)NH-$ ,  $(C_{1-10}alkyl)_2N-$ ,  $-COOR^{14}$  (carboxylic acid),  $-P(O)(OR^{14})_2$  (phosphonic acid),  
 5  $-S(O)_2OR^{14}$  (sulfonic acid),  $-S(O)_2N(R^{14})_2$  (sulfonamide),  $-N-C(NH)-N(R^{15})_2$   
 (guanidino), (hydroxy) $C_{1-10}alkylene$ ,  $(C_{1-10}alkyl)-C(O)-$ ,  $-C(O)-NHOR^{14}$   
 (hydroxamic acid), carbonyl oxime, fluoro, chloro, bromo, iodo,  $-CF_3$  or nitro.

$R^1$  and  $R^3$  taken together with the ring to which they are attached can  
 form a polycyclic group. The polycyclic group can be fully saturated or  
 10 aromatic or partially saturated or partially aromatic.

$R^4$  is



wherein each  $R^5$  group is independently hydroxy,  $C_{1-10}alkyl$ ,  
 15  $C_{1-10}alkoxy$ , amino,  $(C_{1-10}alkyl)NH-$ ,  $(C_{1-10}alkyl)_2N-$ , (amino) $C_{1-10}alkyleneoxy-$ ,  
 (acetamido)alkoxy,  $(C_{1-10}alkyl)mercapto$ , (hydroxy) $C_{1-10}alkylene-$ , halo, halo( $C_{1-10}$

<sub>10</sub>alkyl, (C<sub>1-10</sub>alkoxy)C<sub>1-10</sub>alkylene-, nitro, acetamido, phenyl, or substituted phenyl.

The R<sup>6</sup>, and R<sup>8</sup> groups are independently hydrogen, hydroxy, C<sub>1-10</sub>alkyl, C<sub>1-10</sub>alkoxy, amino, (C<sub>1-10</sub>alkyl)NH-, (C<sub>1-10</sub>alkyl)<sub>2</sub>N-,  
 5 (amino)C<sub>1-10</sub>alkyleneoxy-, (acetamido)alkoxy, (C<sub>1-10</sub>alkyl)mercapto, (hydroxy)C<sub>1-10</sub>alkylene-, halo, halo(C<sub>1-10</sub>)alkyl, (C<sub>1-10</sub>alkoxy)C<sub>1-10</sub>alkylene-, nitro, acetamido, phenyl, or substituted phenyl.

The R<sup>7</sup> groups are independently hydroxy, C<sub>1-10</sub>alkyl, C<sub>1-10</sub>alkoxy, amino, (C<sub>1-10</sub>alkyl)NH-, (C<sub>1-10</sub>alkyl)<sub>2</sub>N-, (amino)C<sub>1-10</sub>alkyleneoxy-, (acetamido)-  
 10 alkoxy, (C<sub>1-10</sub>alkyl)mercapto, (hydroxy)C<sub>1-10</sub>alkylene-, halo, halo(C<sub>1-10</sub>)alkyl, (C<sub>1-10</sub>alkoxy)C<sub>1-10</sub>alkylene-, nitro, acetamido, phenyl, or substituted phenyl, or two R<sup>7</sup> groups or R<sup>7</sup> and R<sup>8</sup>, attached to the same carbon atom can be oxo (=O).

R<sup>9</sup> is -COOR<sup>14</sup>, -P(O)(OR<sup>14</sup>)<sub>2</sub>, -S(O)<sub>2</sub>OR<sup>14</sup>, -C(O)-NHOR<sup>14</sup>, thiazolidenedione, tropolone, tetrazole, nitro, -(CH<sub>2</sub>)<sub>j</sub>OR<sup>15</sup>, or  
 15 -N-C(NH)-N(R<sup>15</sup>)<sub>2</sub>;

R<sup>10</sup> and R<sup>11</sup> are independently O, S, N, CH, or CR<sup>7</sup>; provided that when R<sup>10</sup> or R<sup>11</sup> is O or S then the bonds attached to R<sup>10</sup> or R<sup>11</sup> are single bonds.

R<sup>12</sup> is -C(R<sup>16</sup>)=C(R<sup>16</sup>)(R<sup>9</sup>), aryl-R<sup>9</sup>, or 2-cyclopropyl-R<sup>9</sup>, where each R<sup>16</sup> is independently hydrogen or fluorine;

20 R<sup>13</sup> is S, O, NH, N(C<sub>1-10</sub>alkyl), or N(aryl);

R<sup>14</sup> is hydrogen, (C<sub>1-25</sub>)alkyl or aryl;

R<sup>15</sup> is hydrogen, (C<sub>1-10</sub>alkyl)-C(O)-, or (aryl)-C(O)-; and j is from 1 to 10, n and m are independently 0, 1, 2, or 3.

wherein any alkyl, alkenyl, alkynyl, cycloalkyl, cycloalkenyl, polycycloalkyl, polycycloalkenyl, heterocycloalkyl, polyheterocycloalkyl,  
 25 heterocycloalkenyl, polyheterocycloalkenyl, aryl, or heteroaryl group of R<sup>1</sup>, R<sup>2</sup>, R<sup>3</sup>, R<sup>5</sup>, R<sup>6</sup>, R<sup>7</sup>, and R<sup>8</sup>, is optionally substituted with one or more, such as 1, 2, 3, or 4, substituents independently selected from oxo (=O), halo, -OH, -CN, -NO<sub>2</sub>, -CF<sub>3</sub>, -OCF<sub>3</sub>, -S(O)<sub>0-2</sub>C<sub>1-6</sub> alkyl, C<sub>1-8</sub>alkyl, C<sub>1-8</sub>alkoxy, C<sub>1-8</sub>alkyl-NR<sub>a</sub>R<sub>b</sub>, phenyl,  
 30 C<sub>1-8</sub>alkanoyl, -NR<sub>a</sub>R<sub>b</sub>, -C(=O)NR<sub>a</sub>R<sub>b</sub>, or -SO<sub>2</sub>NNR<sub>a</sub>R<sub>b</sub>;

wherein each R<sub>a</sub> and R<sub>b</sub> is independently hydrogen, C<sub>1-6</sub>alkyl, C<sub>1-6</sub>alkanoyl, C<sub>1-6</sub>alkoxycarbonyl, aryl, (aryl)C<sub>1-8</sub>alkylene-, arylcarbonyl, or aryloxycarbonyl; or R<sub>a</sub> and R<sub>b</sub> together with the nitrogen to which they are attached form a pyrrolidino, piperidino, morpholino, or thiomorpholino ring.

5 n and m are independently 0, 1, 2, or 3.

The present invention also provides pharmaceutical salts of the compounds of formula (I).

The invention provides a compound of formula I for use in medical therapy (*e.g.*, for use in inducing apoptosis, modulating caspase activity, inducing cell death, or treating cancer, preferably for use in treating lung cancer, breast cancer, prostate cancer, other forms of cancer, and leukemia, such as, for example, acute lymphocytic leukemia (ALL), acute myelogenous leukemia (AML), chronic myelogenous leukemia (CML), and other diseases of proliferation) as well as the use of a compound of formula I for the manufacture of a medicament for inducing apoptosis, modulating caspase activity, inducing cell death, or treating cancer, preferably for use in treating lung cancer, breast cancer, prostate cancer, CML, ALL, AML, other forms of cancer or leukemia, and other diseases of proliferation, in a mammal, such as a human. The compounds of the invention are also useful for treatment in diseases in which apoptosis, using the AHPN antagonist pathway, is one of the symptoms, such as, for example, heart conditions, Parkinson's disease, Alzheimer's disease and the like.

The invention also provides a method to induce apoptosis or death in a cell comprising contacting the cell, *in vitro* or *in vivo*, with an effective amount of a compound of the invention (as described herein).

The invention also provides a method to induce apoptosis in a mammal in need of such treatment comprising administering to the mammal, an effective amount of a compound of the invention (as described herein).

The invention also provides a method to activate a caspase (*e.g.*, caspase 9 and/or 3) in a cell comprising contacting the cell, *in vitro* or *in vivo*, with an effective amount of a compound of the invention (as described herein).

The invention also provides a method for preventing or treating a pathological condition or symptom in a mammal, such as a human, associated with caspase (*e.g.*, caspase 3) activation comprising administering to a mammal in need of such therapy, an effective caspase-modulating amount of a compound  
5 of the invention (as described herein).

The invention also provides a therapeutic method to induce cell death comprising contacting a cell, *in vitro* or *in vivo*, with an effective amount of a compound of the invention (as described herein).

The invention also provides a method to induce cell death in a  
10 mammal in need of such treatment comprising administering to the mammal, an effective amount of a compound of the invention (as described herein).

The invention also provides a method to treat cancer (*e.g.*, lung cancer, breast cancer, prostate cancer, ALL, AML, solid tumors, other forms of cancer or leukemia, and other diseases of proliferation) in a mammal in need of  
15 such treatment comprising administering to the mammal, an effective amount of a compound of the invention (as described herein).

### Brief Description of the Figures

Figure 1 illustrates the structures of the compounds AHPN and 3-Cl-  
20 AHPC .

Figure 2 illustrates the 3-Cl-AHPC and tRA inhibition of growth and the induction of apoptosis in the M07e cell line. M07e cells were seeded in RPMI 1640 supplemented with 5% FBS, incubated overnight and varying concentrations of 3-Cl-AHPC or tRA added and the cells harvested at various  
25 times. (Fig. 2A) 3-Cl-AHPC inhibition of proliferation; (Fig. 2B) 3-Cl-AHPC induction of apoptosis; (Fig. 2C) tRA inhibition of M07e proliferation.

Figure 3 illustrates the 3-Cl-AHPC and tRA inhibition of growth and induction of apoptosis of leukemic blasts. Leukemia cells obtained from patients were cultured as described herein. AHPN, 3-Cl-AHPC and tRA were added to  
30 a final concentration of 1  $\mu$ M. The cells were harvested at various times and cell

numbers and the percent apoptotic cells assessed as described in Materials and Methods. (Figs. 3A, B, C, D, E, F, G, H, and I) 3-Cl-AHPC or tRA induction of apoptosis. (Figs. 3J, K, L, M, and N) 3-Cl-AHPC and tRA inhibition of proliferation. (Fig. 3O) Patient 1 leukemic cells exposed to various  
5 concentrations of 3-Cl-AHPC for up to 120 hours. The results represent the mean of three independent determinations with the variation between the determinations being less than 10% if error flags are not shown.

Figure 4 illustrates 3-Cl-AHPC-mediated apoptosis in leukemic cells assessed by flow cytometry. Leukemia cells (Figs. 4A and B: Patient 1, and Figs.  
10 4C and D: Patient 10) were treated with 1  $\mu$ M 3-Cl-AHPC or vehicle alone for 24 hours, then harvested and the percent apoptotic cells determined using an Apo Direct Kit. The percentage of apoptotic cells was as follows 4A: 4%; 4B: 67%; 4C: 9%; and 4D: 80% in the vehicle-treated cells (Figs. 4A and C) and 3-Cl-AHPC-treated cells (Figs. 4B and D).

15 Figure 5 illustrates the 3-Cl-AHPC inhibition of leukemia and CFU-GM colony formation. (Fig. 5A) Leukemic cell and (Fig. 5B) CFU-GM colonies were grown in the presence and absence of various concentrations of 3-Cl-AHPC and their formation was assessed as described in Material and Methods.

Figure 6 illustrates 3-Cl-AHPC-mediated caspase activation. M07e  
20 and leukemic cells (patient 1) were treated with 3-Cl-AHPC or vehicle alone and caspase activation assessed as described in Materials and Methods. (Fig. 6A) M07e cells treated with vehicle alone or 0.5  $\mu$ M 3-Cl-AHPC and harvested at various times. (Fig. 6B) Leukemic cells treated with 1  $\mu$ M 3-Cl-AHPC and harvested at various times. (Fig. 6C) 3-Cl-AHPC activation of caspase-3.  
25 Leukemic cells obtained from patient 1 were treated with 1  $\mu$ M 3-Cl-AHPC or vehicle alone and the cells harvested at 24 or 48 hours. Caspase-3 proenzyme levels were determined utilizing Western blot as described in Materials and Methods. Actin levels were utilized to assess loading. The results are representative of two independent experiments.

30 Figure 7 illustrates PARP cleavage during 3-Cl-AHPC-mediated apoptosis. (Fig. 7A) M07e and (Fig. 7B) leukemic cells obtained from patient 10

were exposed to 1  $\mu$ M 3-Cl-AHPC for up to 24 hours. The cells were then harvested and Western blots performed as described in Materials and Methods.

Figure 8 illustrates the 3-Cl-AHPC-mediated Bcl-X<sub>L</sub> cleavage. Leukemic cells obtained from patient 11 were (Fig. 8A) incubated in the presence and absence of 1  $\mu$ M 3-Cl-AHPC for various times or (Fig. 8B) in the presence of 1  $\mu$ M 3-Cl-AHPC and in the presence and absence of 50  $\mu$ M caspase inhibitor zVAD-fmk for 24 hours. Western blots were performed utilizing anti-Bcl-X<sub>L</sub> antibody as described in Methods. Actin levels were utilized to assess loading.

Figure 9 illustrates 3-Cl-AHPC activation of p38, ERK and JNK. M07e and leukemic cells were exposed to 1  $\mu$ M 3-Cl-AHPC, 1  $\mu$ M tRA or vehicle alone in the presence and absence of the capsase inhibitor 50  $\mu$ M ZVAD-fmk. Phospho-p38, phospho-ERK and phospho-JNK levels were assessed using Western blots as described in Materials and Methods. (Figs. 9A, B, and C) Phospho-p38; (Figs. 9D, E, and F) Phospho-ERK; and (Figs. 9G, H, I, and J) Phospho-JNK.

Figure 10A illustrates the inhibition of 3-Cl-AHPC-mediated JNK activation. Leukemic (patient 1) were exposed to 1 $\mu$ M 3-Cl-AHPC, 20 $\mu$ M, PD 169316 or the combination and (Fig. 10A) JNK activation.

Figure 10B illustrates the levels of apoptotic cells that were assessed as described in the Methods. \*\*Significantly less apoptosis than that mediated by 3-Cl-AHPC alone ( $p < 0.01$ ). Error bars represent standard deviations.

Figures 11 and 12 illustrate the induction of apoptosis of various cancer cells after treatment with 3-Cl-AHPC.

Figure 13 illustrates the induction of cell death (apoptosis) in human primary acute myelogenous leukemia (AML) cells after treatment with tRA and 3-Cl-AHPC.

### Detailed Description

The following definitions are used, unless otherwise described: halo is fluoro, chloro, bromo, or iodo. Alkyl, alkoxy, alkenyl, alkynyl, etc. denote both straight and branched groups; but reference to an individual group such as  
5 "propyl" embraces only the straight chain group, a branched chain isomer such as "isopropyl" being specifically referred to. Aryl denotes a phenyl group or an ortho-fused bicyclic carbocyclic group having about nine to ten ring atoms in which at least one ring is aromatic. Heteroaryl encompasses a group attached via a ring carbon of a monocyclic aromatic ring containing five or six ring atoms  
10 consisting of carbon and one to four heteroatoms each selected from the group consisting of non-peroxide oxygen, sulfur, and N(X) wherein X is absent or is H, O, (C<sub>1</sub>-C<sub>4</sub>)alkyl, phenyl or benzyl, as well as a group of an ortho-fused bicyclic-heterocycle of about eight to ten ring atoms derived therefrom, particularly a benz-derivative or one derived by fusing a propylene, trimethylene, or  
15 tetramethylene digroup thereto.

Specifically, the term "alkyl" refers to a branched or unbranched saturated hydrocarbon group of 1 to 24 carbon atoms, such as methyl, ethyl, *n*-propyl, isopropyl, *n*-butyl, isobutyl, *t*-butyl, octyl, decyl, tetradecyl, hexadecyl, eicosyl, tetracosyl and the like. Preferred alkyl groups herein contain one to 15  
20 carbon atoms, such as, for example, (triethyl)methyl, *t*-methyl-2-butyl and the like.

As used herein the term "lower alkyl" refers to an alkyl group of 1 to 12 carbon atoms, preferably one to 10 carbon atoms.

As used herein the term "cycloalkyl" refers to a cyclic alkyl group of  
25 three to eight, preferably three, five or six, carbon atoms. The term "polycycloalkyl" refers to a cycloalkyl group of 6 to 30 carbon atoms having more than 1, *i.e.*, at least two, rings. The term "cycloalkenyl" refers to a cycloalkyl group of three to eight, preferably five or six, carbon atoms having at least one double bond. The term "polycycloalkenyl" refers to a cycloalkyl group  
30 of 6 to 30 carbon atoms having at least one double bond and having more than 1, *i.e.*, at least two, rings. Specific polycycloalkyl or polycycloalkenyl substituents include bicycloalkyl and bicycloalkenyl groups such as, for example,

bicyclooctyl or bicyclooctenyl, and the like; tricycloalkyl and tricycloalkenyl groups such as, for example, adamantyl, bicyclo[2.2.2]octane, bicyclo[2.2.2]oct-2-ene and the like.

As used herein the term "heterocycloalkyl" refers to a cycloalkyl  
5 group wherein one or more carbon atoms is replaced with a heteroatom such as nitrogen, oxygen, and sulfur. The term "polyheterocycloalkyl" refers to a polycycloalkyl group wherein one or more carbon atoms is replaced with a heteroatom such as nitrogen, oxygen, and sulfur, and having more than 1, *i.e.*, at least two rings. The term "heterocycloalkenyl" refers to a polycycloalkyl group  
10 wherein one or more carbon atoms is replaced with a heteroatom such as nitrogen, oxygen, and sulfur and having at least one double bond. The term "polyheterocycloalkenyl" refers to a polycycloalkyl group wherein one or more carbon atoms is replaced with a heteroatom such as nitrogen, oxygen, and sulfur and having at least one double bond and having more than 1, *i.e.*, at least two,  
15 rings. Specific heteropolycycloalkyl or heteropolycycloalkenyl substituents include heterobicycloalkyl and heterobicycloalkenyl groups, such as, for example, aza-bicyclooctyl or aza-bicyclooctenyl, and the like.

The term "alkoxy" as used herein refers to an alkyl group bound through a single, terminal ether linkage, *i.e.*, an "alkoxy" group may be defined  
20 as -OR where R is alkyl as defined above. A "lower alkoxy" group refers to an alkoxy group containing 1 to 12, more preferably 1 to 10, carbon atoms. The term "alkylmercapto" as used therein similarly intends an alkyl group bound through a single, terminal thioether linkage.

The terms "alkylamino" and "dialkylamino" refer to a terminal amine  
25 group having one and two alkyl groups, respectively.

The term "alkylene" as used herein refers to a divalent saturated branched or unbranched hydrocarbon chain containing from 1 to 24 carbon atoms, and includes, for example, methylene (-CH<sub>2</sub>-), ethylene (-CH<sub>2</sub>CH<sub>2</sub>-), propylene (-CH<sub>2</sub>CH<sub>2</sub>CH<sub>2</sub>-), 2-methylpropylene (-CH<sub>2</sub>CH(CH<sub>3</sub>)-CH<sub>2</sub>-),  
30 hexylene (-CH<sub>2</sub>)<sub>6</sub>- and the like. "Lower alkylene" refers to an alkylene group of 1 to 8, more preferably 1 to 6, carbon atoms. The term "cycloalkylene" as used herein refers to a divalent cyclic alkylene group, typically a 3-, 5-, 6-, 9-, or

10-membered ring. The term "heterocycloalkylene" refers to a similar divalent cyclic alkylene group containing one or more hetero atoms.

The term "alkenyl" as used herein intends a mono-unsaturated, di-unsaturated or polyunsaturated hydrocarbon group of 2 to 24 carbon atoms.

5 Preferred groups within this class contain 2 to 12 carbon atoms. Asymmetric structures such as (AB)C=C(DE) are intended to include both the *E* and *Z* isomers. This may be presumed in structural formulae herein wherein an asymmetric alkene is present, or it may be explicitly indicated by the bond symbol.

10 The term "aryl" as used herein intends an aromatic carbocyclic ring, typically 6- or 10- membered, wherein at least one ring is aromatic. The term "heteroaryl" as used herein intends an aromatic ring containing one or more heteroatoms that is typically 5-, 6-, 9-, or 10-membered and can be mono or bicyclic.

15 The term "hetero or heteroatom" as used herein intends an atom other than carbon, such as sulfur, oxygen, and nitrogen that is included in a cyclic or acyclic group.

It will be appreciated by those skilled in the art that compounds of the invention having a chiral center may exist in and be isolated in optically active  
20 and racemic forms. Some compounds may exhibit polymorphism. It is to be understood that the present invention encompasses any racemic, optically active, polymorphic, or stereoisomeric form, or mixtures thereof, of a compound of the invention, which possesses the useful properties described herein. It being well known in the art how to prepare optically active forms (for example, by  
25 resolution of the racemic form by recrystallization techniques, by synthesis from optically active starting materials, by chiral synthesis, or by chromatographic separation using a chiral stationary phase) and how to determine the anticancer activity using the standard tests described herein, or using other similar tests which are well known in the art.

30 Specific and preferred values listed below for groups, substituents, and ranges, are for illustration only; they do not exclude other defined values or other values within defined ranges for the groups and substituents.

Specifically, alkyl can be methyl, ethyl, propyl, isopropyl, butyl, isobutyl, sec-butyl, pentyl, 3-pentyl, or hexyl; cycloalkyl can be cyclopropyl, cyclobutyl, cyclopentyl, or cyclohexyl; alkoxy can be methoxy, ethoxy, propoxy, isopropoxy, butoxy, iso-butoxy, sec-butoxy, pentoxy, 3-pentoxy, or hexyloxy;

5 (alkyl)-C(O)- can be acetyl, propanoyl or butanoyl; (cycloalkyl)-C(O)- can be cyclopropylcarbonyl, cyclopentylcarbonyl, cyclohexylcarbonyl or cycloheptylcarbonyl; hydroxyalkyl can be hydroxymethyl, 1-hydroxyethyl, 2-hydroxyethyl, 1-hydroxypropyl, 2-hydroxypropyl, 3-hydroxypropyl, 1-hydroxybutyl, 4-hydroxybutyl, 1-hydroxypentyl, 5-hydroxypentyl, 1-

10 hydroxyhexyl, or 6-hydroxyhexyl; alkylmercapto can be methylthio, ethylthio, propylthio, isopropylthio, butylthio, isobutylthio, pentylthio, or hexylthio; aryl can be phenyl, indenyl, or naphthyl; and heteroaryl can be furyl, imidazolyl, triazolyl, triazinyl, oxazolyl, isoxazolyl, thiazolyl, isothiazoyl, pyrazolyl, pyrrolyl, pyrazinyl, tetrazolyl, pyridyl, (or its N-oxide), thienyl, pyrimidinyl (or its

15 N-oxide), indolyl, isoquinolyl (or its N-oxide) or quinolyl (or its N-oxide).

A specific value for R<sup>1</sup> is branched alkyl, unbranched alkyl, polycycloalkyl, polycycloalkenyl, heteropolycycloalkyl, or heteropolycycloalkenyl.

Another specific value for R<sup>1</sup> is adamantyl, 2-ethyl-2-pentyl, 2-methyl-2-pentyl, tert-butylcarbonyl, bicyclooctyl, bicyclooctenyl, aza-bicyclooctyl, or aza-bicyclooctenyl.

20

Another specific value for R<sup>1</sup> is adamantyl, bicyclooctyl, bicyclooctenyl, aza-bicyclooctyl, or aza-bicyclooctenyl.

Another specific value for R<sup>1</sup> is adamantyl.

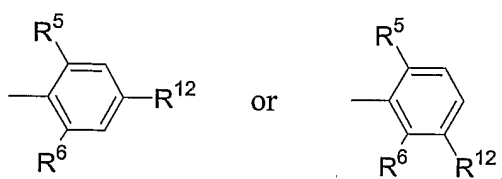
25 A specific value for R<sup>2</sup> is hydroxy, -COOR<sup>14</sup>, -C(=O)CH<sub>3</sub>, or -SH.

A more specific value for R<sup>2</sup> is hydroxy.

A specific value for R<sup>3</sup> is hydrogen, methyl, ethyl, chloro, bromo, fluoro, or -CF<sub>3</sub>.

A specific value for R<sup>3</sup> is hydrogen, or methyl.

30 A specific value for R<sup>4</sup> is



A specific value for  $R^5$  is hydrogen, methyl, ethyl, methoxy, ethoxy, chloro, bromo, fluoro,  $-CF_3$ ,  $-O-(CH_2)_3-NH_2$  or  $-O-(CH_2)_3-NH-C(=O)CH_3$ .

5 A more specific value for  $R^5$  is hydrogen, methyl, methoxy, ethoxy, chloro, bromo, or fluoro,  $-CF_3$ ,  $-O-(CH_2)_3-NH_2$  or  $-O-(CH_2)_3-NH-C(=O)CH_3$ .

A specific value for  $R^6$  is hydrogen, methyl, ethyl, methoxy, ethoxy, chloro, bromo, fluoro,  $-CF_3$ ,  $-O-(CH_2)_3-NH_2$  or  $-O-(CH_2)_3-NH-C(=O)CH_3$ .

10 A more specific value for  $R^6$  is hydrogen, methyl, methoxy, ethoxy, chloro, bromo, or fluoro,  $-CF_3$ ,  $-O-(CH_2)_3-NH_2$  OR or  $-O-(CH_2)_3-NH-C(=O)CH_3$ .

A more specific value for  $R^6$  is hydrogen, methyl, chloro, bromo, or fluoro,  $-CF_3$ ,  $-O-(CH_2)_3-NH_2$  OR or  $-O-(CH_2)_3-NH-C(=O)CH_3$ .

A more specific value for  $R^6$  is methyl, chloro, bromo,  $-CF_3$ ,  $-O-(CH_2)_3-NH_2$  OR or  $-O-(CH_2)_3-NH-C(=O)CH_3$ .

15 A specific value for  $R^7$  is hydrogen, methyl, ethyl, alkoxy, chloro, bromo, fluoro, or  $-CF_3$ .

A more specific value for  $R^7$  is hydrogen, methyl, methoxy, ethoxy,  $-O(CH_2)_3-NHR_a$ , chloro, bromo, or fluoro.

20 A more specific value for  $R^7$  is hydrogen, methyl, methoxy,  $-O(CH_2)_3-NH-C(=O)CH_3$ , chloro, bromo, or fluoro.

A more specific value for  $R^7$  is hydrogen, methyl, or chloro.

A specific value for  $R^8$  is hydrogen, methyl, ethyl, methoxy, ethoxy, chloro, bromo, fluoro, or  $-CF_3$ .

25 A more specific value for  $R^8$  is hydrogen, methyl, methoxy, ethoxy, chloro, bromo, or fluoro.

A specific value for  $R^9$  is  $-\text{COOR}^{14}$ ,  $-\text{P}(\text{O})(\text{OR}^{14})_2$ ,  $-\text{S}(\text{O})_2\text{OR}^{14}$ , or  $-\text{C}(\text{O})-\text{NHOR}^{14}$ .

A more specific value for  $R^9$  is  $-\text{COOR}^{14}$ .

Specific values for  $R^{10}$  and  $R^{11}$  are independently N, CH or  $\text{CR}^7$ .

5 More specific values for  $R^{10}$  and  $R^{11}$  are independently CH or  $\text{CR}^7$ .

A specific value for  $R^{12}$  is  $-\text{C}(\text{H})=\text{C}(\text{H})(\text{R}^9)$ , aryl- $\text{R}^9$ ,

A specific value for  $R^{13}$  is NH, and  $\text{N}(\text{C}_{1-10}\text{alkyl})$ .

A specific value for  $R^{14}$  is hydrogen, or alkyl.

10 A more specific value for  $R^{14}$  is hydrogen, or  $-(\text{CH}_2)_i\text{Me}$  and  $i$  is from 0-22.

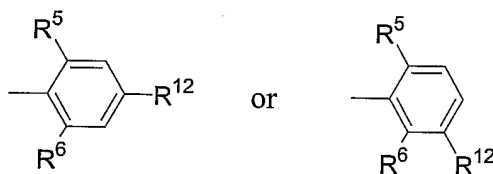
Another specific value for  $R^{14}$  is hydrogen, methyl, or ethyl.

A specific group of compounds of the invention have the formula

(II):

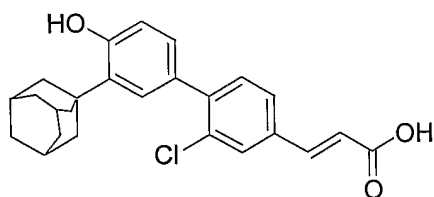


15 wherein  $R^1$  is polycycloalkyl, e.g., adamantyl,  $R^2$  is  $-\text{OH}$ ,  $R^4$  is

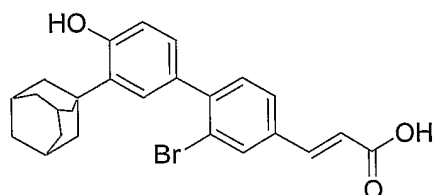


$R^{12}$  is  $-\text{C}(\text{H})=\text{C}(\text{H})-\text{C}(=\text{O})\text{OR}^{14}$  where  $R^{14}$  is hydrogen or ethyl; and  $R^5$  are  $R^6$  are independently hydrogen, methyl, methoxy, chloro, fluoro, or  $-\text{O}-(\text{CH}_2)_3-\text{NH}-\text{C}(=\text{O})\text{CH}_3$ .

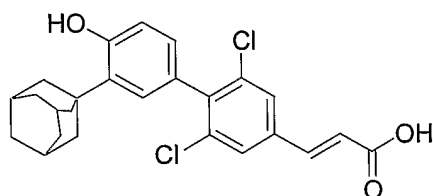
20 A specific example of a compound of the invention is 4-[3-(1-adamantyl)-4-hydroxyphenyl]-3-chlorocinnamic acid (3-Cl-AHPC). 3-Cl-AHPC has the formula:



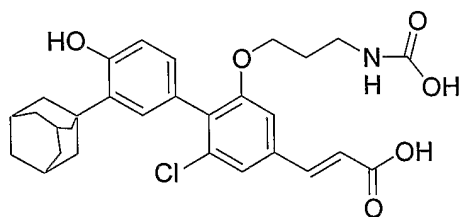
Another example of a specific compound of the invention has the formula:



5 Another example of a specific compound of the invention has the formula:



10 Another example of a specific compound of the invention has the formula:



The compounds of the invention such as 3-Cl-AHPC induce apoptosis in cancer cells as indicated by the activation of caspases -9 and -3, cleavage of poly(ADP-ribose) polymerase, increase in annexin V binding and subsequent nuclear fragmentation. Apoptosis was not associated with the modulation of Bcl-2, Bax or Mcl-1 levels but with the cleavage of the anti-apoptotic protein Bcl-X<sub>L</sub> to a pro-apoptotic 18-kD form. This cleavage of Bcl-X<sub>L</sub> was dependent on caspase-3 activation since Bcl-X<sub>L</sub> cleavage and apoptosis

was inhibited by the caspase-3 inhibitor Z-DVED-fmk. AHPN markedly inhibited the growth of AML cells in SCID mice. Tumor growth inhibition, growth delay and log cell kill were 85.7 %, 21 days and 2.1, respectively, in the treated mice. Moreover, one out of the five treated mice was tumor-free more  
5 than 150 days and thus was considered cured. Exposure of both primary cultures of ALL cells obtained from patients to 3-Cl-AHPC resulted in their apoptosis. These results suggest that AHPN and 3-Cl-AHPC its analogs have a role in the treatment of ALL and other leukemias and cancers.

Processes for preparing compounds of formula I or for preparing  
10 intermediates useful for preparing compounds of formula I are provided as further embodiments of the invention. Intermediates useful for preparing compounds of formula I are also provided as further embodiments of the invention.

Compounds of the invention can generally be prepared using the  
15 synthetic schemes illustrated in the Schemes 1-6, below. Starting materials can be prepared by procedures described in these schemes or by procedures that would be well known to one of ordinary skill in organic chemistry. Any variables used in the Schemes are as defined below or as in the claims.

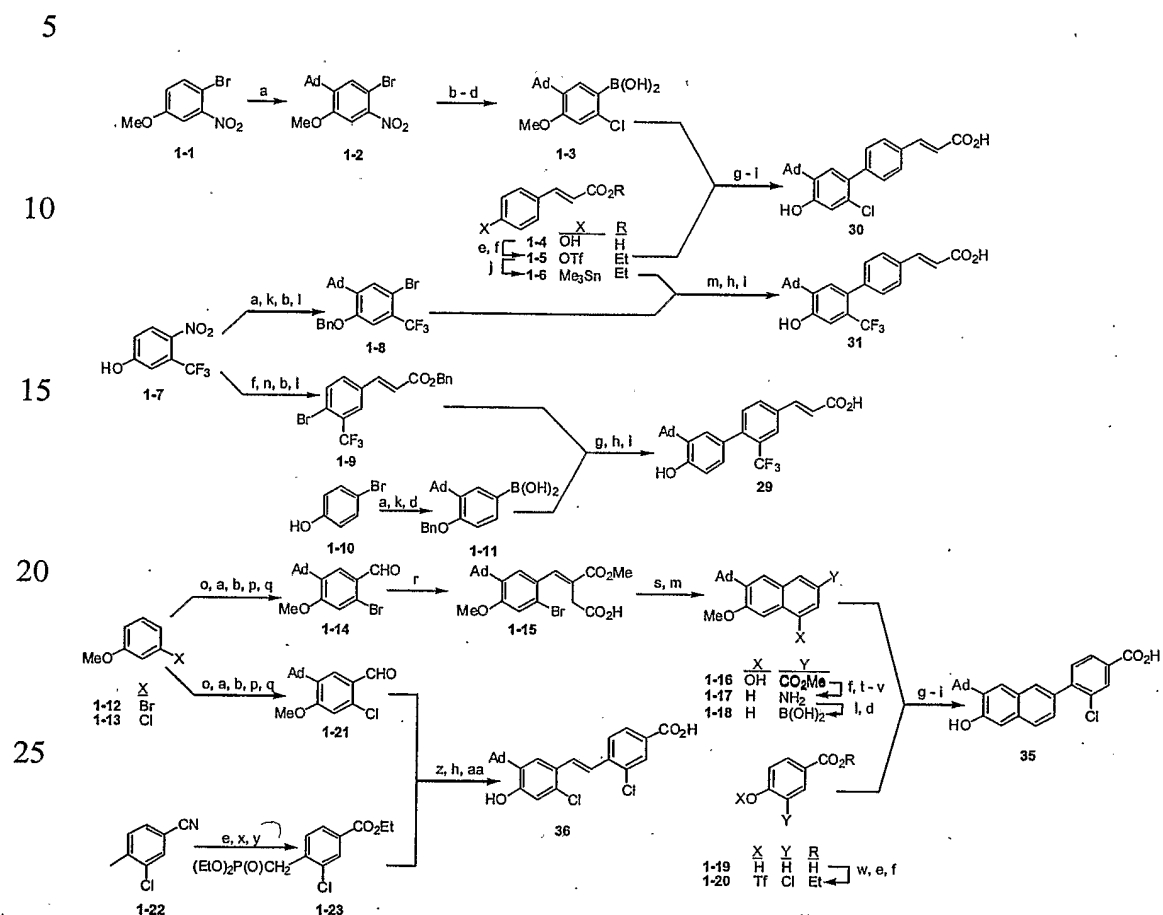
The syntheses of compounds **29–30** and **35–47** are illustrated in  
20 Schemes 1–3, which derive from routes for 3-Cl-AHPC (**22**) and 5-Cl-AHPN (**19**). Syntheses begin with commercially available materials and employ Pd-catalyzed couplings of aryl triflates (**1-5**, **1-20**, **2-18**, and **3-3**) or bromides (**1-8**, **1-11**, **2-14**, and **3-10**) with aryl stannanes (**1-6** and **2-16**) or boronic acids (**1-3**, **1-11**, and **1-18**) to form the diaryl bonds of **29–31** and **40–44**, or carbonylative  
25 coupling of stannanes (**3–6** and **3–8**) to produce diaryl ketones (**46** and **47**), while the precursor of anthracene **45** employs an acyl stannane. Cinnamyl and 1,2-disubstituted *trans*-double bonds are generated by Horner–Wadsworth–Emmons olefinations of appropriately substituted benzaldehydes (**1-21**, **3-5**, **3-9**, and deprotected **2-15**) or chlorination of a 1,2-diarylethyne (**1-30**). Reactive ring  
30 substituents are appropriately masked using protecting groups known in the art.

4-Br-3-nitroanisole (**1-1**) provides a means of introducing the 5'-Cl in compound **30**, while 4-NO<sub>2</sub>-3-CF<sub>3</sub>-phenol (**1-7**) provides the 3- and 6'-CF<sub>3</sub>.

analogues **29** and **31**. This synthesis provides the 3- and 6'-acetylenic analogues. Generation of the naphthalene ring of compound **35** is achieved using a Stobbe condensation of benzaldehyde **1-14** with dimethyl succinate, cyclization, and substituent manipulation to intermediate **1-18**. Stereoselective syntheses of alkenyl-bridged analogues **37** and **38** are shown in (Scheme 1). The key steps in preparing compound **37** are the acid-catalyzed double-bond migration in compound **1-29** followed by photo-isomerization to the tetrasubstituted *E*-olefin, **37**. The syntheses of benzothiophene, **39** and indoles, **40** and **41** (Scheme 2) are based on methods for preparing retinoids with heterocyclic five-membered rings. In preparing compound **40**, *N*-acylation of the indole derived from compound **2-8** introduces an additional step but facilitates purification. The precursor for compounds **40** and **2-9** can also be deprotected and methylated to provide compound **41**. Because indoles can be polymerized by Lewis acids, such as BBr<sub>3</sub>, selective hydrogenation or treatment with NaSMe in DMF can be used. The route for 3-Cl-AHPC can be readily adapted for synthesis of thiophene, **42**, while those for tetrahydrodinaphtho[1,2-*b*; 2',3'-*d*]indole-3-carboxylic acids, **43** and **44** are adapted from our synthesis of the corresponding tetrahydrodinaphthothiophene.

H<sub>2</sub>/Pt is used to selectively reduce the 6-NO<sub>2</sub> of compound **2-19** to the 6-NH<sub>2</sub> without benzyl ether cleavage. Diazotization and NaN<sub>3</sub> treatment will form azide **2-20**, which on photolysis undergoes intramolecular insertion at the favored position (5-C-H) to provide **2-21** in good yield. Deprotection will afford compound **43**, while compound **44** will require a penultimate methylation. The route to the oxime **45** of 6-(1-adamantylcarbonyl)-2-anthracenecarboxylic acid (Scheme 3) starts with 2,6-substituted anthracene **3-2**. This compound can be prepared from compound **3-1** and has been reported in the literature. Oximation of ketone **3-4** followed by hydrolysis will provide compound **45** and its *Z*-isomer. These compounds can be used to prepare chlorinated analogues. Such groups can be inserted *meta* to the CO<sub>2</sub>H or *ortho* to the diaryl bond or C=O group.

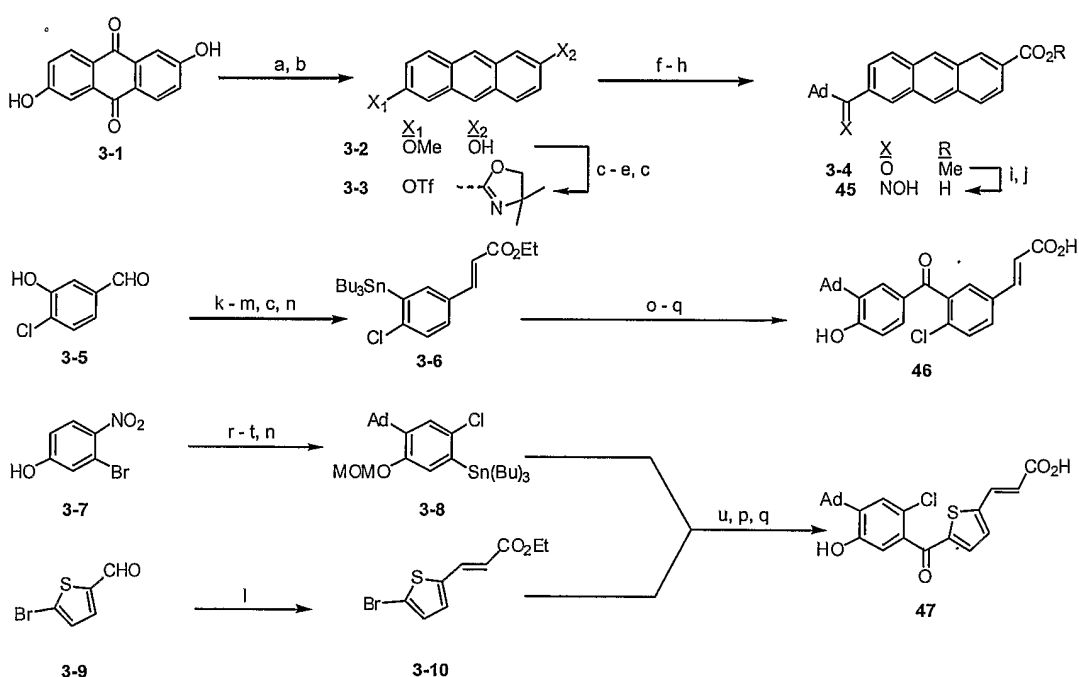
## Scheme 1



- 30 **Scheme 1.** (a) 1-AdOH, MeSO<sub>3</sub>H. (b) SnCl<sub>2</sub>, EtOH. (c) *t*-BuONO; CuCl. (d) *n*-BuLi, -78°C; (*i*-PrO)<sub>3</sub>B; aq. NH<sub>4</sub>Cl. (e) EtOH, H<sub>2</sub>SO<sub>4</sub>. (f) Tf<sub>2</sub>O, DMAP, py. (g) Pd(PPh<sub>3</sub>)<sub>4</sub>, PPh<sub>3</sub>, aq. Na<sub>2</sub>CO<sub>3</sub>. (h) aq. KOH, EtOH; H<sub>3</sub>O<sup>+</sup>. (i) BBr<sub>3</sub>, -78°C. (j) (Me<sub>3</sub>Sn)<sub>2</sub>, Pd(PPh<sub>3</sub>)<sub>4</sub>. (k) BnBr, K<sub>2</sub>CO<sub>3</sub>. (l) NaNO<sub>2</sub>, H<sub>2</sub>SO<sub>4</sub>; CuBr. (m) PhPd(PPh<sub>3</sub>)<sub>2</sub>I. (n) (*E*)-(*n*-Bu)<sub>3</sub>Sn(H)C=CHCO<sub>2</sub>Bn, Pd(Ph<sub>3</sub>)<sub>4</sub>, LiCl.
- 35 (o) HNO<sub>3</sub>, HOAc. (p) NaNO<sub>2</sub>, H<sub>2</sub>SO<sub>4</sub>; CuCN. (q) DIBAL; H<sub>3</sub>O<sup>+</sup>. (r) (CH<sub>2</sub>CO<sub>2</sub>*t*-Bu)<sub>2</sub>, KO*t*-Bu. (s) (COCl<sub>2</sub>)<sub>2</sub>. (t) Me<sub>3</sub>SnH, Pd(PPh<sub>3</sub>)<sub>4</sub>. (u) NH<sub>3</sub> (xs). (v) NaOBr. (w) SO<sub>2</sub>Cl<sub>2</sub>. (x) NBS, (BnO)<sub>2</sub>, hv. (y) (EtO)<sub>3</sub>P. (z) [1-23, KHMDS]. (aa) BBr<sub>3</sub>, 0°C.



## Scheme 3

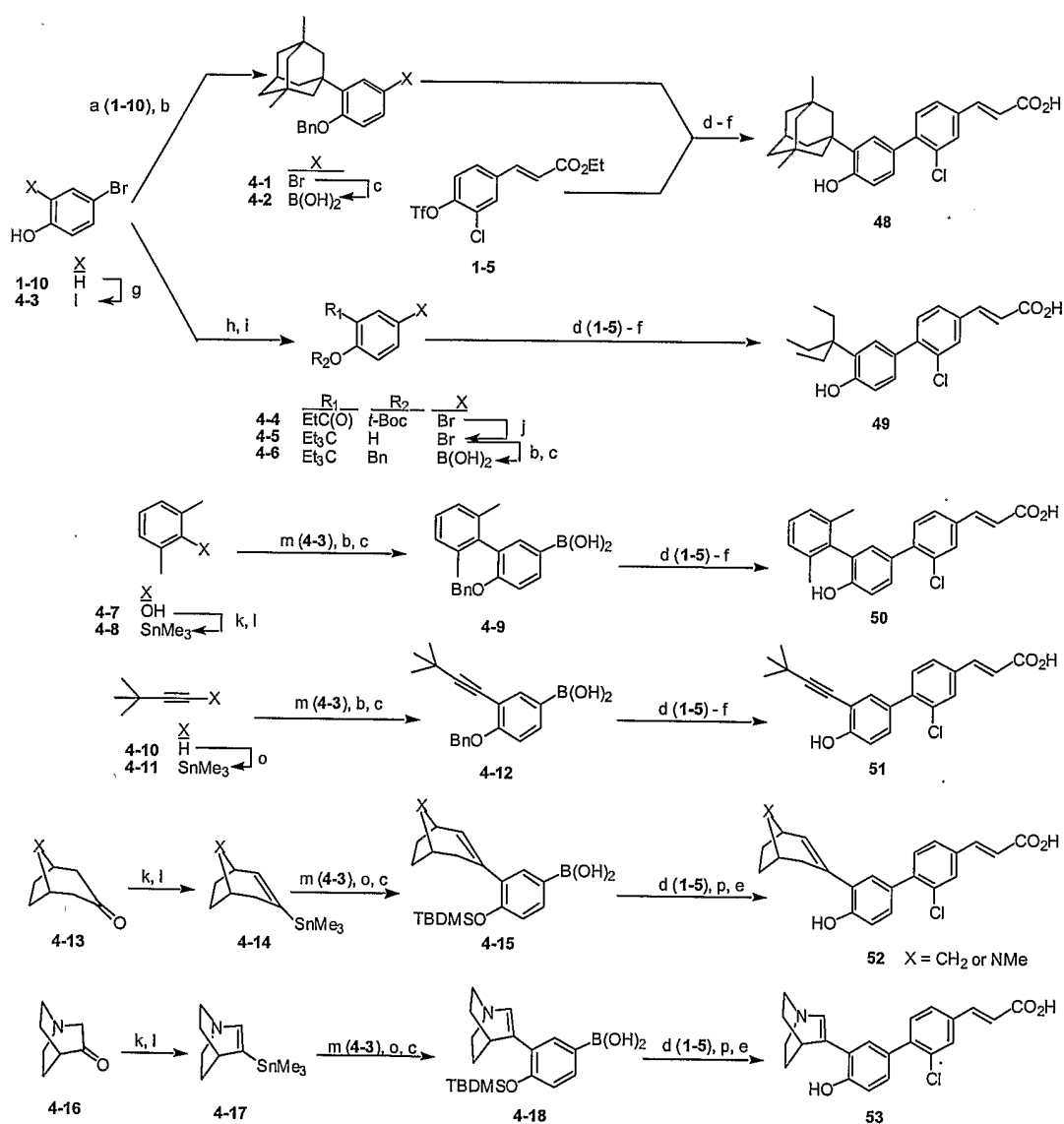


**Scheme 3.** (a) Al(Hg), EtOH, H<sub>2</sub>O. (b) HCl, MeOH, 3 days. (c) Tf<sub>2</sub>O, DMAP, py. (d) 2-(Me<sub>3</sub>Sn)-4,4-Me<sub>2</sub>-oxazolidine, Pd(PPh<sub>3</sub>)<sub>4</sub>. (e) BBr<sub>3</sub>, 0°C; H<sub>3</sub>O<sup>+</sup>. (f) 1-AdCOSnMe<sub>3</sub>, Pd(PPh<sub>3</sub>)<sub>2</sub>Cl<sub>2</sub>. (g) TFA, Na<sub>2</sub>SO<sub>4</sub>, H<sub>2</sub>O (trace); Ac<sub>2</sub>O, py; [KO*t*-Bu, H<sub>2</sub>O]; H<sub>3</sub>O<sup>+</sup>. (h) MeI, K<sub>2</sub>CO<sub>3</sub>. (i) HONH<sub>2</sub>·HCl, NaOAc. (j) LiOH; H<sub>3</sub>O<sup>+</sup>. (k) BnCl, K<sub>2</sub>CO<sub>3</sub>. (l) [(EtO)<sub>2</sub>P(O)CHCO<sub>2</sub>Et, KHMDS]. (m) BBr<sub>3</sub>, -78°C; H<sub>3</sub>O<sup>+</sup>. (n) [(*n*-Bu)<sub>3</sub>Sn]<sub>2</sub>, Pd(PPh<sub>3</sub>)<sub>4</sub>. (o) 3-(1-Ad)-4-(MOMO)-C<sub>6</sub>H<sub>3</sub>-Br, Pd(PPh<sub>3</sub>)<sub>2</sub>Cl<sub>2</sub>, CO. (p) TFA. (q) aq. KOH, EtOH; H<sub>3</sub>O<sup>+</sup>. (r) 1-AdOH, MeSO<sub>3</sub>H. (s) NaNO<sub>2</sub>, H<sub>2</sub>SO<sub>4</sub>; CuCl. (t) MOMCl, NaH. (u) Pd(PPh<sub>3</sub>)<sub>2</sub>Cl<sub>2</sub>, CO.

Scheme 4 illustrates routes to 3'-(alkyl) analogs **48–53**. Friedel-Crafts alkylations can only be readily accomplished using symmetrical tertiary alkyl alcohols, such as 1-adamantanol, or bromides that do not undergo structural rearrangements. The 3,5-dimethyl-1-adamantyl (3,5-Me<sub>2</sub>-Ad) group can be introduced by this alkylation of 4-Br-phenol (**1-10**). Other groups require different strategies. A useful synthon for introducing tertiary alkyl groups ortho to phenolic *t*-Boc esters can be used to produce 2-(3-ethylpent-3-yl)phenol and transform **4-3** to **4-5**, a precursor of **49**. The dimethylphenyl, *t*-Bu-ethynyl and bicycloalkenyl groups are introduced by a controlled Pd-catalyzed coupling of their corresponding stannanes with 2-iodo-4-bromophenol (**4-3**) so that the more reactive iodo group couples to leave the 4-bromo available for conversion to the

boronic ester. Alternatively, the 4-Benzyloxy-2-iodo-phenol also undergoes coupling, methylation, debenzylation, then conversion to the 4-TfO for coupling with an aryl stannane. Ortho-iodination of 4-bromophenol (**1-10**) will provide **4-3**. Analogs **50** and **51** are prepared by Pd-catalyzed coupling of 2,6-Me<sub>2</sub>-phenyl and *t*-Bu-C≡C stannanes with **4-3**. The bicycloalkenyl rings of **52** and **53** are similarly introduced using alkenylstannanes **4-14** and **4-17**.

Scheme 4

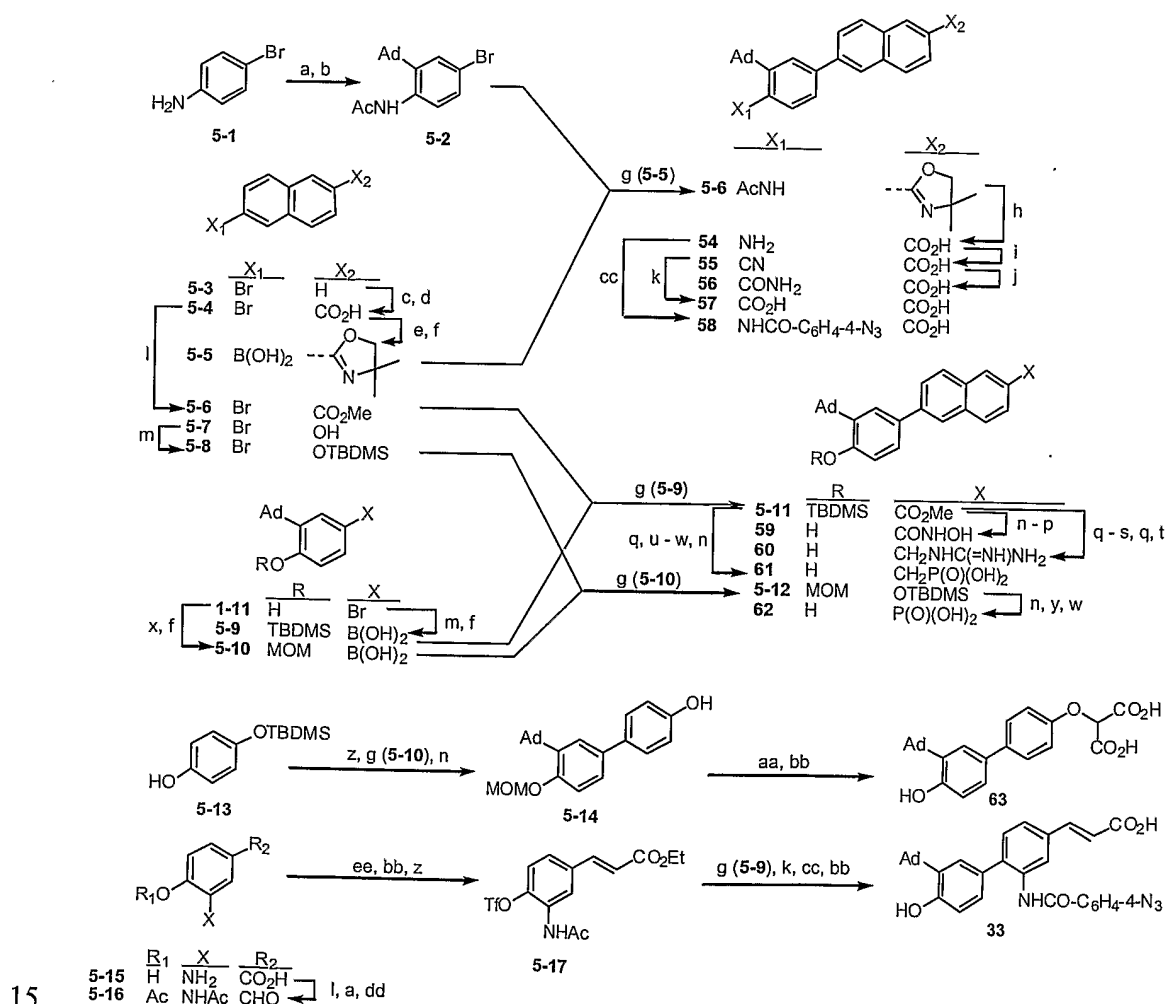


**Scheme 4.** (a) 1-Br-3,5-Me<sub>2</sub>-Ad, ZnCl<sub>2</sub>. (b) BnBr, K<sub>2</sub>CO<sub>3</sub>. (c) *n*-BuLi, -78°C; (i-PrO)<sub>3</sub>B; aq. NH<sub>4</sub>Cl. (d) Pd(PPh<sub>3</sub>)<sub>4</sub>, PPh<sub>3</sub>, aq. Na<sub>2</sub>CO<sub>3</sub>. (e) aq. KOH, MeOH. (f) BBr<sub>3</sub>, -78°C. (g) I(sym-collidine)<sub>2</sub>PF<sub>6</sub>. (h) EtCN, ZnCl<sub>2</sub>, HCl(g); H<sub>2</sub>O. (i) NaH, (t-BOC)<sub>2</sub>O. (j) EtMgBr (2 equiv.); H<sub>2</sub>O. (k) Tf<sub>2</sub>O,

DIMAP. (l)  $(\text{Me}_3\text{Sn})_2$ ,  $\text{Pd}(\text{PPh}_3)_4$ ,  $\text{LiCl}$ . (m)  $\text{Pd}_2(\text{dba})_3$ ,  $\text{CuI}$ ,  $\text{AsPh}_3$ . (n) [*n*- $\text{BuLi}$ ], step (l). (o)  $\text{TBDMSCl}$ , imidazole. (p) (*n*- $\text{Bu}$ ) $_4\text{NF}$ .

Synthetic routes to analogs having 4-azido-benzoyl photoaffinity-labeling groups are shown in Scheme 5. These groups are introduced at the 3-position of the AHPC cinnamyl ring (33) or at the 4'-position of the AHPN phenyl ring (58). 3-Amino-4-hydroxybenzoic acid (5-15) is available for preparing cinnamic ester 5-17. Intermediate 5-17 is deprotected, and the 4-OH compound is converted to the triflate for coupling with aryl boronic acid 5-9 to introduce the diaryl bond. Deprotection, acylation with activated 4-azidobenzoyl imidazolide, and selective hydrolysis of the ester formed provides compound 33. The 2-cinnamyl analog is prepared similarly from 2-amino-4-hydroxy-benzoic acid. The synthesis of compound 58 is accomplished by acylation of 54 with the same imidazolide.

Scheme 5



**Scheme 5.** (a) Ac<sub>2</sub>O, py. (b) 1-AdOH, MeSO<sub>3</sub>H. (c) AcCl, AlCl<sub>3</sub>, (CH<sub>2</sub>Cl)<sub>2</sub>. (d) NaOCl, NaOH, H<sub>3</sub>O<sup>+</sup>. (e) SOCl<sub>2</sub>; HOCH<sub>2</sub>CMe<sub>2</sub>NH<sub>2</sub>; SOCl<sub>2</sub>. (f) *n*-BuLi, -78°C; (*i*-PrO)<sub>3</sub>B; aq. NH<sub>4</sub>Cl. (g) Pd(PPh<sub>3</sub>)<sub>4</sub>, PPh<sub>3</sub>, aq. Na<sub>2</sub>CO<sub>3</sub>. (h) TFA, Na<sub>2</sub>SO<sub>4</sub>, H<sub>2</sub>O (trace); Ac<sub>2</sub>O, py; aq. NaOH, EtOH; H<sub>3</sub>O<sup>+</sup>. (i) NaNO<sub>2</sub>, H<sub>2</sub>SO<sub>4</sub>; NaCN. (j) KOH, (CH<sub>2</sub>OH)<sub>2</sub>; H<sub>3</sub>O<sup>+</sup>. (k) aq. KOH, EtOH; H<sub>3</sub>O<sup>+</sup>. (l) MeOH, H<sub>2</sub>SO<sub>4</sub>. (m) TBDMSCl, imid. DMF. (n) (*n*-Bu)<sub>4</sub>NF. (o) LiOH. (p) EDIC, *t*-BuOH, *O*-trityl-ONH-resin; 30% HCO<sub>2</sub>H. (q) LAH; H<sub>3</sub>O<sup>+</sup>. (r) MsCl, py. (s) NaN<sub>3</sub>. (t) Me<sub>2</sub>SC(=N*t*-Boc)NH*t*-Boc; HgCl<sub>2</sub>, TEA; TFA. (u) CBr<sub>4</sub>, PPh<sub>3</sub>. (v) (MeO)<sub>3</sub>P. (w) TMSBr; H<sub>3</sub>O<sup>+</sup> (P-4). (x) MOMCl, NaH. (y) (EtO)<sub>2</sub>POH, TEA, Pd(PPh<sub>3</sub>)<sub>4</sub>. (z) Tf<sub>2</sub>O, DIMAP, py. (aa) N<sub>2</sub>C(CO<sub>2</sub>*t*-Bu)<sub>2</sub>. (bb) TFA. (cc) 4-N<sub>3</sub>-C<sub>6</sub>H<sub>4</sub>CO-imidazolide (dark). (dd) DIBAL. (ee) [(EtO)<sub>2</sub>P(O)CH<sub>2</sub>CO<sub>2</sub>Et, KHMDS].

The invention will be further described by reference to the following detailed examples.

The following materials were used: fetal bovine serum (FBS), RPMI media and gentamycin, mouse anti-poly(ADP-ribose) polymerase antibody (PARP) anti-Bcl-X<sub>L</sub> antibodies, anti-phospho-p38 antibody, anti-phospho-JNK antibodies, *t*-RA, AHPN (Galderma) (Bernard, B.A., Bernardon, J.M., Delesclosé C., *et al.*, Biochem. Biophys. Res. Commun., 186: pages 977-983 (1992). The *Z*-oxime of 6-(5,6,7,8-tetrahydro-5,5,8,8-tetramethyl-2-naphthalenylcarbonyl)-2-naphthalenecarboxylic acid (11254) is an RAR<sub>γ</sub>-transcriptional agonist (Chao, W.R., Hobbs, P.D., Jong, L., *et al.*, Cancer Lett., 115: pages 1-7 (1997)).

4-[3-(1-Adamantyl)-4-hydroxyphenyl]-3-chlorocinnamic acid (3-Cl-AHPC) (Figure 1) at 1.0 μM does not activate RAR<sub>α</sub>, RAR<sub>β</sub>, and RXR<sub>α</sub> on the (TRE<sub>pal</sub>)<sub>2</sub>-tk-CAT reporter construct and its activation of RAR<sub>γ</sub> is less than 10 percent that of 1.0 μM *t*RA.

**Example 1: (E)-4-[3-(1-Adamantyl)-4-hydroxyphenyl]-3-chlorocinnamic acid (3-Cl-AHPC).**

The synthesis of 3-Cl-AHPC was accomplished in seven steps as follows. Unless noted, the work-ups included extraction into ethyl acetate,

washing (water, followed by saturated brine), drying (MgSO<sub>4</sub>), concentration, and, if necessary, flash column chromatography on silica gel.

**Step 1: 4-Acetoxy-3-chlorobenzaldehyde. Step 1: 4-Acetoxy-3-chlorobenzaldehyde.**

5 To 3-chloro-4-hydroxybenzaldehyde (5.00 g, 31.9 mmol) and pyridine (5.0 mL, 61.8 mmol) in dichloromethane (40 mL) at 0 °C was added acetic anhydride (4.0 mL, 42.3 mmol) over a 20-minute period. The mixture was stirred for 1.5 hours more, warmed to 20 °C, then worked-up (10% hydrochloric acid wash) to afford 4-acetoxy-3-chlorobenzaldehyde as a pale-  
10 yellow solid (6.01 g, 92% yield): m.p. 33-35 °C; R<sub>f</sub> 0.30 (20% ethyl acetate/hexane); <sup>1</sup>H NMR spectrum (400 MHz, CDCl<sub>3</sub>) δ 2.39 (s, 3, CH<sub>3</sub>), 7.34 (d, *J* = 8.0 Hz, 1, ArH), 7.82 (dd, *J* = 7.6, 2 Hz, 1, ArH), 7.98 (d, *J* = 1.6 Hz, 1, ArH), 9.96 ppm (s, 1, CHO).

**Step 2: Ethyl (*E*)-4-acetoxy-3-chlorocinnamate.**

15 To the acetylated benzaldehyde (5.94 g, 29.9 mmol), prepared in Step 1, and K<sub>2</sub>CO<sub>3</sub> (12.40 g, 89.7 mmol) in anhydrous tetrahydrofuran (40 mL) under argon was added triethyl phosphonoacetate (13.0 mL, 65.5 mmol). The mixture was stirred for 96 hours, then worked-up, and chromatographed (20% ethyl acetate/hexane) to yield ethyl (*E*)-4-acetoxy-3-chlorocinnamate as a white solid  
20 (6.96 g, 87%): m.p. 59-61 °C; R<sub>f</sub> 0.36 (20% ethyl acetate/hexane); <sup>1</sup>H NMR spectrum (400 MHz, CDCl<sub>3</sub>) δ 1.34 (t, *J* = 6.4 Hz, 3, CH<sub>3</sub>), 2.37 (s, 3, CH<sub>3</sub>), 4.26 (q, *J* = 8.0 Hz, 2, CH<sub>2</sub>), 6.40 (d, *J* = 16.4 Hz, 1, HC=CCO), 7.17 (d, *J* = 9.2 Hz, 1, ArH), 7.42 (dd, *J* = 8.6, 2.0 Hz, 1, ArH), 7.60 (d, *J* = 16.0 Hz, 1, C=CHCO), 7.61 ppm (d, *J* = 2.0 Hz, 1, ArH).

25 **Step 3: Ethyl (*E*)-3-chloro-4-hydroxycinnamate.**

To the ethyl cinnamate (6.89 g, 25.6 mmol), prepared in Step 2, in methanol (50 mL) was added K<sub>2</sub>CO<sub>3</sub> (7.00 g, 50.6 mmol). This mixture was stirred for 4 hours, then worked-up (10% hydrochloric acid wash) to afford ethyl (*E*)-3-chloro-4-hydroxycinnamate as a white solid (5.05 g, 87% yield): m.p.  
30 104-106 °C; R<sub>f</sub> 0.22 (20% ethyl acetate/hexane); <sup>1</sup>H NMR spectrum (300 MHz, CDCl<sub>3</sub>) δ 1.44 (t, *J* = 7.1 Hz, 3, CH<sub>3</sub>), 4.44 (q, *J* = 7.1 Hz, 2, CH<sub>2</sub>), 5.75 (s, 1,

OH), 6.31 (d,  $J = 16.0$  Hz, 1, HC=CCO), 7.03 (d,  $J = 8.8$  Hz, 1, ArH), 7.37 (dd,  $J = 8.8, 2.0$  Hz, 1, ArH), 7.51 (d,  $J = 2.0$  Hz, 1, ArH), 7.57 ppm (d,  $J = 16.0$  Hz, 1, C=CHCO).

**Step 4: Ethyl (*E*)-3-chloro-4-(trifluoromethanesulfonyloxy)cinnamate.**

5 To the ethyl hydroxycinnamate (5.02 g, 22.1 mmol), prepared in Step 3, and pyridine (4.0 mL, 50.0 mmol) in dichloromethane (50 mL) at 0 °C under argon was added trifluoromethanesulfonic anhydride (4.0 mL, 23.7 mmol) over a 30-minute period. The mixture was stirred for 4 hours, warmed to 20 °C, then worked-up (10% hydrochloric acid and 5% NaHCO<sub>3</sub> washes) to afford ethyl (*E*-  
10 3-chloro-4-(trifluoromethanesulfonyloxy)cinnamate as a white solid (7.90 g, 98% yield): m.p. 59-61 °C;  $R_f$  0.49 (20% ethyl acetate/hexane); <sup>1</sup>H NMR spectrum (300 MHz, CDCl<sub>3</sub>)  $\delta$  1.35 (t,  $J = 7.1$  Hz, 3, CH<sub>3</sub>), 4.28 (q,  $J = 7.1$  Hz, 2, CH<sub>2</sub>), 6.45 (d,  $J = 16.0$  Hz, 1, HC=CCO), 7.38 (d,  $J = 8.5$  Hz, 1, ArH), 7.48 (dd,  $J = 8.5, 1.8$  Hz, 1, ArH), 7.59 (d,  $J = 16.0$  Hz, 1, C=CHCO), 7.67 ppm (d,  $J = 1.9$  Hz, 1, ArH).

**Step 5: Ethyl (*E*)-4-[3-(1-adamantyl)-4-benzyloxyphenyl]-3-chlorocinnamate.**

Aqueous Na<sub>2</sub>CO<sub>3</sub> (1.4 mL, 2.0 M) was added to the ethyl (trifluoromethane-sulfonyloxy)cinnamate (0.55 g, 1.53 mmol), 3-(1-adamantyl)-4-  
20 benzyloxyphenylboronic acid (0.50 g, 1.38 mmol) [<sup>1</sup>H NMR spectrum (300 MHz, CDCl<sub>3</sub>)  $\delta$  1.77, 2.26 (2 s, 12, AdCH<sub>2</sub>), 2.07 (s, 3, AdCH), 5.21 (s, 2, CH<sub>2</sub>), 7.06 (d,  $J = 8.2$  Hz, 1, ArH), 7.3-7.5 (m, 5, ArH), 8.03 (d,  $J = 7.8$  Hz, 1, ArH), 8.19 ppm (s, 1, ArH)], tetrakis(triphenylphosphine)palladium (0.16 g, 0.14 mmol), and lithium chloride (0.13 g, 3.1 mmol) in dimethoxyethane (12 mL)  
25 under argon. The mixture was heated at reflux (80-85 °C) overnight to achieve the biaryl coupling, then worked-up, and chromatographed (10% ethyl acetate/hexane) to give ethyl (*E*)-4-[3-(1-adamantyl)-4-benzyloxyphenyl]-3-chlorocinnamate as a white solid (0.58g, 79%): m.p. 148-150 °C;  $R_f$  0.61 (20% ethyl acetate/hexane); <sup>1</sup>H NMR spectrum (300 MHz, CDCl<sub>3</sub>)  $\delta$  1.73, 2.17 (2 s, 12, AdCH<sub>2</sub>), 2.04 (s, 3, AdCH), 1.33 (t,  $J = 7.1$  Hz, 3 CH<sub>3</sub>), 4.26 (q,  $J = 7.1$  Hz, 2, CH<sub>2</sub>), 5.17 (s, 2, CH<sub>2</sub>), 6.46 (d,  $J = 15.9$  Hz, 1, HC=CCO), 7.00 (d,  $J = 8.2$   
30

Hz, 1, ArH), 7.3-7.5 (m, 8, ArH), 7.52 (d,  $J = 7.1$  Hz, 1, ArH), 7.62 (s, 1, ArH), 7.65 ppm (d,  $J = 15.4$  Hz, 1, C=CHCO).

**Step 6: Ethyl (*E*)-4-[3-(1-adamantyl)-4-hydroxyphenyl]-3-chlorocinnamate.**

To the ethyl benzyloxyphenylcinnamate (0.50 g, 0.95 mmol),  
5 prepared in Step 5, in dichloromethane (10 mL) at  $-78$  °C under argon was added boron tribromide in dichloromethane (3.0 mL, 1.0 M) over a 30-minute period. The mixture was stirred for 2 hours, worked-up, and chromatographed (20% ethyl acetate/hexane) to yield ethyl (*E*)-4-[3-(1-adamantyl)-4-hydroxyphenyl]-3-chlorocinnamate as a pale-yellow solid (0.38g, 92%): m.p.  
10 216-218 °C;  $R_f$  0.37 (20% ethyl acetate/hexane);  $^1\text{H}$  NMR spectrum (300 MHz,  $\text{CDCl}_3$ )  $\delta$  1.79, 2.15 (2 s, 12, AdCH<sub>2</sub>), 2.09 (s, 3, AdCH), 1.35 (t,  $J = 7.1$  Hz, 3, CH<sub>3</sub>), 4.28 (q,  $J = 7.1$  Hz, 2, CH<sub>2</sub>), 4.93 (s, 1, OH), 6.46 (d,  $J = 15.4$  Hz, 1, HC=CCO), 6.72 (d,  $J = 7.8$  Hz, 1, ArH), 7.19 (d,  $J = 7.8$  Hz, 1, ArH), 7.32 (s, 1, ArH), 7.36 (d,  $J = 8.1$  Hz, 1, ArH), 7.44 (d,  $J = 8.2$  Hz, 1, ArH), 7.62 (s, 1, ArH)  
15 7.64 ppm (d,  $J = 15.5$  Hz, 1, C=CHCO).

**Step 7: (*E*)-4-[3-(1-Adamantyl)-4-hydroxyphenyl]-3-chlorocinnamic acid.**

To the ethyl ester (0.35 g, 0.80 mmol), prepared in Step 6, in aqueous ethanol (40 mL, 75%) was added NaOH (1 pellet). This mixture was stirred at 85 °C for 2 hours, acidified (10% hydrochloric acid), then worked-up to afford  
20 (*E*)-4-[3-(1-adamantyl)-4-hydroxyphenyl]-3-chlorocinnamic acid as a pale-tan solid (0.28g, 85%): m.p. 257-259 °C;  $R_f$  0.42 (75% ethyl acetate/hexane);  $^1\text{H}$  NMR spectrum (300 MHz, DMSO- $d_6$ )  $\delta$  1.73, 2.09 (2 s, 12, AdCH<sub>2</sub>), 2.03 (s, 3, AdCH), 6.62 (d,  $J = 16.4$  Hz, 1, HC=CCO), 6.85 (d,  $J = 8.3$  Hz, 1, ArH), 7.14 (d,  $J = 8.1$  Hz, 1, ArH), 7.17 (s, 1, ArH), 7.41 (d,  $J = 8.0$  Hz, 1, ArH), 7.59 (d,  $J = 15.9$  Hz, 1, C=CHCO), 7.69 (d,  $J = 7.9$  Hz, 1, ArH), 7.88 ppm (s, 1, ArH);  
25 mass spectrum (electron-impact high-resolution): calculated for C<sub>25</sub>H<sub>25</sub>ClO<sub>3</sub>, 408.1492; found, 408.1492.

**Example 2: Synthesis of (*E*)-4-[3-(1-Adamantyl)-4-hydroxyphenyl]-2-chlorocinnamic acid.****Step 1: 4-Acetoxy-2-chlorobenzaldehyde.**

A mixture of 2.43 g (15.5 mmol) of 2-chloro-4-hydroxybenzaldehyde  
5 and 5.0 ml (37.1 mmol) of pyridine in 40 ml of CH<sub>2</sub>Cl<sub>2</sub> was stirred in a 0 °C ice  
bath, while 3.0 ml (31.8 mmol) of acetic anhydride was added over a period of  
20 minutes. The reaction mixture was stirred for 1.5 hours more, then warmed  
to room temperature. The mixture was extracted with EtOAc, washed with 10%  
HCl, brine, and water, dried (MgSO<sub>4</sub>), filtered, and concentrated to afford a pale-  
10 yellow solid (2.98 g, 96% yield): m.p. 41-43 °C; R<sub>f</sub> 0.41 (20% EtOAc/hexane);  
<sup>1</sup>H NMR (400 MHz, CDCl<sub>3</sub>) δ 2.33 (s, 3, CH<sub>3</sub>), 7.16 (dd, *J* = 8.6, 2.0 Hz, 1,  
ArH), 7.28 (d, *J* = 1.6 Hz, 1, ArH), 7.97 (d, *J* = 8.8 Hz, 1, ArH), 10.42 ppm (s, 1,  
CHO).

**Step 2: Ethyl (*E*)-4-acetoxy-2-chlorocinnamate.**

To a suspension of 2.91 g (14.6 mmol) of 4-acetoxy-2-chloro-  
15 benzaldehyde and 6.00 g (43.4 mmol) of K<sub>2</sub>CO<sub>3</sub> in 40 ml of anhydrous THF  
under Ar, 6 ml (30.4 mmol) of triethyl phosphonoacetate was added. The  
reaction mixture was stirred at room temperature for 4 days at which time the  
reaction was complete, then extracted with EtOAc, washed with brine and water,  
20 dried (MgSO<sub>4</sub>), filtered, and concentrated. Flash column chromatography (20%  
EtOAc/hexane) yielded a yellowish oil (3.03 g, 77% yield): R<sub>f</sub> 0.35 (20%  
EtOAc/hexane); <sup>1</sup>H NMR (400 MHz, CDCl<sub>3</sub>) δ 1.35 (t, *J* = 6.8 Hz, 3, CH<sub>3</sub>), 2.31  
(s, 3, CH<sub>3</sub>), 4.28 (q, *J* = 6.4 Hz, 2, CH<sub>2</sub>), 6.40 (d, *J* = 16.0 Hz, 1, HC=CCO), 7.06  
(dd, *J* = 8.8, 2.4 Hz, 1, ArH), 7.22 (d, *J* = 2.0 Hz, 1, ArH), 7.63 (d, *J* = 8.8 Hz, 1,  
25 ArH), 8.04 ppm (d, *J* = 16.0 Hz, 1, C=CHCO).

**Step 3: Ethyl (*E*)-2-chloro-4-hydroxycinnamate.**

To a solution of 2.87 g (10.6 mmol) of ethyl (*E*)-4-acetoxy-2-chloro-  
cinnamate in 30 ml of MeOH was added 3.00 g (21.7 mmol) of K<sub>2</sub>CO<sub>3</sub>. This  
mixture was stirred at room temperature for 4 hours, at which time the reaction  
30 was complete. The mixture was extracted with EtOAc, and the extract was  
washed with 10% HCl, brine, and water, dried (MgSO<sub>4</sub>), filtered and

concentrated to afford a pale-yellow solid (1.73 g, 72% yield): m.p. 145-147 °C; R<sub>f</sub> 0.21 (20% EtOAc/hexane); <sup>1</sup>H NMR (400 MHz, CDCl<sub>3</sub>) δ 1.35 (t, *J* = 6.8 Hz, 3, CH<sub>3</sub>), 4.28 (q, *J* = 6.4 Hz, 2, CH<sub>2</sub>), 5.48 (s, 1, OH), 6.33 (d, *J* = 16.0 Hz, 1, HC=CCO), 6.77 (dd, *J* = 8.8, 2.4 Hz, 1, ArH), 6.93 (d, *J* = 2.4 Hz, 1, ArH), 7.54 (d, *J* = 8.8 Hz, 1, ArH), 8.04 ppm (d, *J* = 16.0 Hz, 1, C=CHCO).

**Step 4: Ethyl (*E*)-2-chloro-4-(trifluoromethanesulfonyloxy)cinnamate.**

To a solution of 1.71 g (7.5 mmol) of ethyl (*E*)-2-chloro-4-hydroxycinnamate and 1.5 ml (18.5 mmol) of pyridine in 30 ml of CH<sub>2</sub>Cl<sub>2</sub> in a 0 °C ice bath under Ar, 1.5 ml (8.9 mmol) of trifluoromethanesulfonic anhydride was added slowly over a period of 0.5 hour. The reaction mixture was stirred for 4 hours, at which time the reaction was complete. The mixture was warmed to room temperature and extracted with EtOAc. The extract was washed with 10% HCl, 5% NaHCO<sub>3</sub>, brine, and water, dried (MgSO<sub>4</sub>), filtered, and concentrated to afford a light-yellow oil (2.85 g, 95% yield): R<sub>f</sub> 0.62 (20% EtOAc/hexane); <sup>1</sup>H NMR (400 MHz, CDCl<sub>3</sub>) δ 1.35 (t, *J* = 7.1 Hz, 3, CH<sub>3</sub>), 4.28 (q, *J* = 7.1 Hz, 2, CH<sub>2</sub>), 6.45 (d, *J* = 15.6 Hz, 1, HC=CCO), 7.24 (dd, *J* = 9.0, 2.8 Hz, 1, ArH), 7.39 (d, *J* = 2.4 Hz, 1, ArH), 7.70 (d, *J* = 8.8 Hz, 1, ArH), 8.02 ppm (d, *J* = 16.8 Hz, 1, C=CHCO).

**Step 5: Ethyl (*E*)-4-[3-(1-adamantyl)-4-benzyloxyphenyl]-2-chlorocinnamate.**

To a stirred suspension of 1.00 g (2.78 mmol) of ethyl (*E*)-2-chloro-4-(trifluoromethanesulfonyloxy)cinnamate, 1.00 g (2.76 mmol) of 3-(1-adamantyl)-4-benzyloxyphenylboronic acid [<sup>1</sup>H NMR (300 MHz, CDCl<sub>3</sub>) δ 1.77, 2.26 (2 s, 12, AdCH<sub>2</sub>), 2.07 (s, 3, AdCH), 5.21 (s, 2, CH<sub>2</sub>), 7.06 (d, *J* = 8.2 Hz, 1, ArH), 7.3-7.5 (m, 5, ArH), 8.03 (d, *J* = 7.8 Hz, 1, ArH), 8.19 ppm (s, 1, ArH)], 0.32 g (0.28 mmol) of Pd[P(C<sub>6</sub>H<sub>5</sub>)<sub>3</sub>]<sub>4</sub>, and 0.26 g (6.1 mmol) of LiCl in 20 ml of DME was added under Ar 2.8 ml of 2.0 M aq. Na<sub>2</sub>CO<sub>3</sub>. The reaction mixture was heated at reflux (80-85 °C) overnight, at which time the reaction was complete. The mixture was extracted with EtOAc. The extract was washed with brine and water, dried (MgSO<sub>4</sub>), filtered, and concentrated. Flash column chromatography (10% EtOAc/hexane) yielded a white solid (1.33 g, 91%): m.p. 67-69 °C; R<sub>f</sub> 0.44 (20% EtOAc/hexane); <sup>1</sup>H NMR (300 MHz, CDCl<sub>3</sub>) δ 1.74,

2.19 (2 s, 12, AdCH<sub>2</sub>), 2.07 (s, 3, AdCH), 5.17 (s, 2, CH<sub>2</sub>), 1.33 (t,  $J = 7.1$  Hz, 3 CH<sub>3</sub>), 4.26 (q,  $J = 7.1$  Hz, 2, CH<sub>2</sub>), 6.46 (d,  $J = 16.0$  Hz, 1, HC=CCO), 7.01 (d,  $J = 8.0$  Hz, 1, ArH), 7.3-7.5 (m, 8, ArH), 7.61 (d,  $J = 2.4$  Hz, 1, ArH), 7.66 (d,  $J = 8.4$  Hz, 1, ArH), 8.13 ppm (d,  $J = 16.4$  Hz, 1, C=CHCO).

5 **Step 6: Ethyl (*E*)-4-[3-(1-adamantyl)-4-hydroxyphenyl]-2-chlorocinnamate.**

A mixture of 1.30 g (2.46 mmol) of ethyl (*E*)-4-[3-(1-adamantyl)-4-benzyloxyphenyl]-2-chlorocinnamate was stirred in 30 ml of CH<sub>2</sub>Cl<sub>2</sub> at -78 °C under Ar, and 8.0 ml of 1.0 M BBr<sub>3</sub> in CH<sub>2</sub>Cl<sub>2</sub> was added slowly over a period of 0.5 hour. The reaction mixture was stirred for 2 hours more, at which time the  
10 reaction was complete. The mixture was extracted with EtOAc, washed with brine and water, dried (MgSO<sub>4</sub>), filtered, and concentrated. Flash column chromatography (20% EtOAc/hexane) yielded a pale-yellow solid (0.87g, 81%):  
m.p. 231-233 °C; R<sub>f</sub> 0.31 (20% EtOAc/hexane); <sup>1</sup>H NMR (300 MHz, CDCl<sub>3</sub>) δ  
1.80, 2.17 (2 s, 12, AdCH<sub>2</sub>), 2.11 (s, 3, AdCH), 1.35 (t,  $J = 7.1$  Hz, 3 CH<sub>3</sub>), 4.28  
15 (q,  $J = 7.1$  Hz, 2, CH<sub>2</sub>), 4.98 (s, 1, OH), 6.46 (d,  $J = 16.4$  Hz, 1, HC=CCO), 6.74 (d,  $J = 8.4$  Hz, 1, ArH), 7.30 (dd,  $J = 7.8, 2.4$  Hz, 1, ArH), 7.43 (d,  $J = 2.0$  Hz, 1, ArH), 7.46 (dd,  $J = 8.0, 2.0$  Hz, 1, ArH), 7.60 (d,  $J = 2.0$  Hz, 1, ArH), 7.66 (d,  $J = 7.6$  Hz, 1, ArH), 8.13 ppm (d,  $J = 16.4$  Hz, 1, C=CHCO).

**Step 7: (*E*)-4-[3-(1-adamantyl)-4-hydroxyphenyl]-2-chlorocinnamic acid.**

20 To a solution of 0.85 g (1.94 mmol) of ethyl (*E*)-4-[3-(1-adamantyl)-4-hydroxyphenyl]-2-chlorocinnamate in 40 ml of 75% aq. EtOH, 1 pellet of NaOH was added. This mixture was stirred at 80-85 °C for 2 hours, at which time the reaction was complete, then was cooled to room temperature, acidified with 10% HCl, and extracted with EtOAc. The extract was washed with brine  
25 and water, dried (MgSO<sub>4</sub>), filtered, and concentrated to afford a yellow solid (0.78g, 97%): m.p. 276-278 °C; R<sub>f</sub> 0.19 (75% EtOAc/hexane); <sup>1</sup>H NMR (400 MHz, DMSO-d<sub>6</sub>) δ 1.74, 2.13 (2 s, 12, AdCH<sub>2</sub>), 2.05 (s, 3, AdCH), 6.62 (d,  $J = 15.6$  Hz, 1, HC=CCO), 6.86 (d,  $J = 8.0$  Hz, 1, ArH), 7.38 (s, 1, ArH), 7.41 (dd,  $J = 7.8, 2.0$  Hz, 1, ArH), 7.60 (dd,  $J = 8.8, 1.2$  Hz, 1, ArH), 7.72 (d,  $J = 2.0$  Hz, 1, ArH), 7.89 (d,  $J = 16.0$  Hz, 1, C=CHCO), 7.94 (d,  $J = 8.0$  Hz, 1, ArH), 9.67 (s, 1, OH), 12.61 ppm (s, 1, CO<sub>2</sub>H); MS (EIHR): calculated for C<sub>25</sub>H<sub>25</sub>ClO<sub>3</sub>,  
30 408.1492; found, 408.1482.

**Example 3: Synthesis of (*E*)-4-[3-(1-Adamantyl)-4-hydroxyphenyl]-3-methylcinnamic acid.**

5 **Step 1: 4-Acetoxy-3-methylbenzaldehyde**

A mixture of 5.20 g (38.2 mmol) of 4-hydroxy-3-methylbenzaldehyde, 5.0 ml (61.8 mmol) of pyridine in 40 ml of CH<sub>2</sub>Cl<sub>2</sub> was stirred in a 0 °C ice bath, then 4.0 ml (42.3 mmol) of acetic anhydride was added over a period of 20 min. The reaction mixture was stirred for 1.5 hours more,  
10 then warmed to room temperature. The mixture was extracted with EtOAc, washed with 10% HCl, brine, and water, dried (MgSO<sub>4</sub>), filtered, and concentrated to afford a yellowish oil (6.51 g, 95% yield): R<sub>f</sub> 0.28 (20% EtOAc/hexane); <sup>1</sup>H NMR (400 MHz, CDCl<sub>3</sub>) δ 2.27 (s, 3, CH<sub>3</sub>), 2.36 (s, 3, CH<sub>3</sub>), 7.20 (d, *J* = 7.6 Hz, 1, ArH), 7.75 (dd, *J* = 7.8, 1.6 Hz, 1, ArH), 7.78 (s, 1, ArH),  
15 9.96 ppm (s, 1, CHO).

**Step 2: Ethyl (*E*)-4-acetoxy-3-methylcinnamate.**

To a suspension of 6.37 g (35.7 mmol) of 4-acetoxy-3-methylbenzaldehyde and 15.00 g (108.5 mmol) of K<sub>2</sub>CO<sub>3</sub> in 40 ml of anhydrous THF under  
20 Ar, 16.0 ml (71.3 mmol) of triethyl phosphonoacetate was added. The reaction mixture was stirred at room temperature for 4 days at which time the reaction was complete. The mixture was extracted with EtOAc, washed with brine and water, dried (MgSO<sub>4</sub>), filtered, and concentrated. Flash column chromatography (20% EtOAc/hexane) yielded a white solid (8.38 g, 94% yield): m.p. 33-35 °C;  
25 R<sub>f</sub> 0.35 (20% EtOAc/hexane); <sup>1</sup>H NMR (400 MHz, CDCl<sub>3</sub>) δ 1.34 (t, *J* = 7.6 Hz, 3, CH<sub>3</sub>), 2.20 (s, 3, ArCH<sub>3</sub>), 2.33 (s, 3, CH<sub>3</sub>CO), 4.26 (q, *J* = 7.6 Hz, 2, CH<sub>2</sub>), 6.38 (d, *J* = 15.6 Hz, 1, HC=CCO), 7.03 (d, *J* = 7.6 Hz, 1, ArH), 7.38 (dd, *J* = 7.6, 1.6 Hz, 1, ArH), 7.39 (s, 1, ArH), 7.63 ppm (d, *J* = 16.4 Hz, 1, C=CHCO).

**Step 3: Ethyl (*E*)-4-hydroxy-3-methylcinnamate.**

30 To a solution of 8.33 g (33.5 mmol) of ethyl (*E*)-4-acetoxy-3-methylcinnamate in 50 ml of MeOH was added 9.30 g (67.2 mmol) of K<sub>2</sub>CO<sub>3</sub>. This mixture was stirred at room temperature for 4 hours, at which time the

reaction was complete. The mixture was extracted with EtOAc, and the extract was washed with 10% HCl, brine, and water, dried (MgSO<sub>4</sub>), filtered, and concentrated to afford a pale-brown solid (5.97 g, 86% yield): m.p. 79-81 °C; R<sub>f</sub> 0.26 (20% EtOAc/hexane); <sup>1</sup>H NMR (400 MHz, CDCl<sub>3</sub>) δ 1.33 (t, *J* = 6.4 Hz, 3, CH<sub>3</sub>), 2.26 (s, 3, ArCH<sub>3</sub>), 4.25 (q, *J* = 7.6 Hz, 2, CH<sub>2</sub>), 5.36 (s, 1, OH), 6.29 (d, *J* = 16.4 Hz, 1, HC=CCO), 6.78 (d, *J* = 8.0 Hz, 1, ArH), 7.27 (dd, *J* = 7.6, 1.6 Hz, 1, ArH), 7.32 (s, 1, ArH), 7.62 ppm (d, *J* = 16.0 Hz, 1, C=CHCO).

#### Step 4: Ethyl (*E*)-3-methyl-4-(trifluoromethanesulfonyloxy)cinnamate

To a solution of 5.93 g (28.7 mmol) of ethyl (*E*)-4-hydroxy-3-methyl-cinnamate and 5.0 ml (61.8 mmol) of pyridine in 50 ml of CH<sub>2</sub>Cl<sub>2</sub> in a 0 °C ice bath under Ar, 4.9 ml (29.1 mmol) of trifluoromethanesulfonic anhydride was added slowly over a period of 0.5 hour. The reaction mixture was stirred for 4 hours, at which time the reaction was complete. The mixture was warmed to room temperature and extracted with EtOAc. The extract was washed with 10% HCl, 5% NaHCO<sub>3</sub>, brine, and water, dried (MgSO<sub>4</sub>), filtered, and concentrated to afford a white solid (8.53 g, 88% yield): m.p. 38-40 °C; R<sub>f</sub> 0.48 (20% EtOAc/hexane); <sup>1</sup>H NMR (400 MHz, CDCl<sub>3</sub>) δ 1.34 (t, *J* = 8.0 Hz, 3, CH<sub>3</sub>), 2.40 (s, 3, ArCH<sub>3</sub>), 4.27 (q, *J* = 7.2 Hz, 2, CH<sub>2</sub>), 6.43 (d, *J* = 15.6 Hz, 1, HC=CCO), 7.26 (d, *J* = 8.0 Hz, 1, ArH), 7.42 (dd, *J* = 8.8, 2.0 Hz, 1, ArH), 7.45 (s, 1, ArH), 7.63 ppm (d, *J* = 16.8 Hz, 1, C=CHCO).

#### Step 5: Ethyl (*E*)-4-[3-(1-adamantyl)-4-benzyloxyphenyl]-3-methylcinnamate

To a stirred suspension of 1.00 g (2.95 mmol) of ethyl (*E*)-3-methyl-4-(trifluoromethanesulfonyloxy)cinnamate, 1.10 g (3.03 mmol) of 3-(1-adamantyl)-4-benzyloxyphenylboronic acid [<sup>1</sup>H NMR (300 MHz, CDCl<sub>3</sub>) δ 1.77, 2.26 (2 s, 12, AdCH<sub>2</sub>), 2.07 (s, 3, AdCH), 5.21 (s, 2, CH<sub>2</sub>), 7.06 (d, *J* = 8.2 Hz, 1, ArH), 7.3-7.5 (m, 5, ArH), 8.03 (d, *J* = 7.8 Hz, 1, ArH), 8.19 ppm (s, 1, ArH)], 0.32 g (0.28 mmol) of Pd[P(C<sub>6</sub>H<sub>5</sub>)<sub>3</sub>]<sub>4</sub>, and 0.26 g (6.1 mmol) of LiCl in 20 ml of DME was added under Ar 3 ml of 2.0 M aq. Na<sub>2</sub>CO<sub>3</sub>. The reaction mixture was heated at reflux (80-85 °C) overnight, at which time the reaction was complete. The mixture was extracted with EtOAc. The extract was washed with brine and water, dried (MgSO<sub>4</sub>), filtered, and concentrated. Flash column

chromatography (10% EtOAc/hexane) yielded a white solid (1.46 g, 97%): m.p. 123-125 °C;  $R_f$  0.66 (20% EtOAc/hexane);  $^1\text{H NMR}$  (300 MHz,  $\text{CDCl}_3$ )  $\delta$  1.73, 2.16 (2 s, 12,  $\text{AdCH}_2$ ), 2.04 (s, 3,  $\text{AdCH}$ ), 2.33 (s, 3,  $\text{ArCH}_3$ ), 5.17 (s, 2,  $\text{CH}_2$ ), 1.35 (t,  $J = 7.2$  Hz, 3  $\text{CH}_3$ ), 4.27 (q,  $J = 7.6$  Hz, 2,  $\text{CH}_2$ ), 6.46 (d,  $J = 16.0$  Hz, 1, HC=CCO), 7.00 (d,  $J = 8.8$  Hz, 1,  $\text{ArH}$ ), 7.13 (dd,  $J = 8.0, 2.0$  Hz, 1,  $\text{ArH}$ ), 7.21 (d,  $J = 2.8$  Hz, 1,  $\text{ArH}$ ), 7.28 (s, 1,  $\text{ArH}$ ), 7.53 (d,  $J = 7.2$  Hz, 1,  $\text{ArH}$ ), 7.3-7.5 (m, 6,  $\text{ArH}$ ), 7.70 ppm (d,  $J = 15.6$  Hz, 1,  $\text{C}=\text{CHCO}$ ).

**Step 6: Ethyl (*E*)-4-[3-(1-adamantyl)-4-hydroxyphenyl]-3-methylcinnamate**

A mixture of 1.44 g (2.84 mmol) of ethyl (*E*)-4-[3-(1-adamantyl)-4-benzyloxyphenyl]-3-methylcinnamate was stirred in 10 ml of  $\text{CH}_2\text{Cl}_2$  at  $-78$  °C under Ar while 8.0 ml of 1.0 M  $\text{BBr}_3$  in  $\text{CH}_2\text{Cl}_2$  was added slowly over a period of 0.5 hour. The reaction mixture was stirred for 2 hours more, at which time the reaction was complete. The mixture was extracted with EtOAc, washed with brine and water, dried ( $\text{MgSO}_4$ ), filtered, and concentrated. Flash column chromatography (20% EtOAc/hexane) yielded a pale-yellow solid (0.86g, 73%: m.p. 193-195 °C;  $R_f$  0.47 (20% EtOAc/hexane);  $^1\text{H NMR}$  (300 MHz,  $\text{CDCl}_3$ )  $\delta$  1.78, 2.14 (2 s, 12,  $\text{AdCH}_2$ ), 2.09 (s, 3,  $\text{AdCH}$ ), 1.35 (t,  $J = 7.2$  Hz, 3  $\text{CH}_3$ ), 2.31 (s, 3,  $\text{ArCH}_3$ ), 4.27 (q,  $J = 7.6$  Hz, 2,  $\text{CH}_2$ ), 4.94 (s, 1, OH), 6.46 (d,  $J = 16.4$  Hz, 1, HC=CCO), 6.71 (d,  $J = 8.4$  Hz, 1,  $\text{ArH}$ ), 7.03 (dd,  $J = 8.4, 1.6$  Hz, 1,  $\text{ArH}$ ), 7.16 (d,  $J = 2.8$  Hz, 1,  $\text{ArH}$ ), 7.25 (s, 1,  $\text{ArH}$ ), 7.39 (dd,  $J = 9.2, 2.4$  Hz, 1,  $\text{ArH}$ ), 7.41 (s, 1,  $\text{ArH}$ ), 7.71 ppm (d,  $J = 16.0$  Hz, 1,  $\text{C}=\text{CHCO}$ ).

**Step 7: (*E*)-4-[3-(1-Adamantyl)-4-hydroxyphenyl]-3-methylcinnamic acid**

To a solution of 0.82 g (1.96 mmol) of ethyl (*E*)-4-[3-(1-adamantyl)-4-hydroxyphenyl]-3-methylcinnamate in 40 ml of 75% aq. EtOH, 1 pellet of NaOH was added. This mixture was stirred at 80-85 °C for 2 hours, at which time the reaction was complete, then was cooled to room temperature, acidified with 10% HCl, and extracted with EtOAc. The extract was washed with brine and water, dried ( $\text{MgSO}_4$ ), filtered, and concentrated to afford a pale-brown solid (0.70 g, 92%): m.p. 232-234 °C;  $R_f$  0.45 (75% EtOAc/hexane);  $^1\text{H NMR}$  (400 MHz,  $\text{DMSO}-d_6$ )  $\delta$  1.73, 2.09 (2 s, 12,  $\text{AdCH}_2$ ), 2.03 (s, 3,  $\text{AdCH}$ ), 2.27 (s, 3,  $\text{ArCH}_3$ ), 6.51 (d,  $J = 16.4$  Hz, 1, HC=CCO), 6.83 (d,  $J = 8.8$  Hz, 1,  $\text{ArH}$ ), 7.01 (d,  $J = 1.6$  Hz, 1,  $\text{ArH}$ ), 7.03 (s, 1,  $\text{ArH}$ ), 7.21 (d,  $J = 8.0$  Hz, 1,  $\text{ArH}$ ), 7.52 (d,  $J$

= 8.0 Hz, 1, ArH), 7.57 (d,  $J = 15.2$  Hz, 1, C=CHCO), 7.58 (s, 1, ArH), 9.45 (s, 1, OH), 12.37 ppm (s, 1, CO<sub>2</sub>H); MS [fast-atom-bombardment high-resolution (FABHR)]: calculated for C<sub>26</sub>H<sub>28</sub>O<sub>3</sub>, 388.2038; found, 388.2046.

5 **Example 4: Synthesis of (*E*)-4-[3-(1-Adamantyl)-4-hydroxyphenyl]-3,5-dimethylcinnamic acid.**

**Step 1: 4-Acetoxy-3,5-dimethylbenzaldehyde**

A mixture of 3.36 g (22.4 mmol) of 3,5-dimethyl-4-hydroxybenzaldehyde and 3.0 ml (37.1 mmol) of pyridine in 40 ml of CH<sub>2</sub>Cl<sub>2</sub> was stirred in a 0 °C ice bath, then 3.0 ml (37.1 mmol) of acetic anhydride was added over a period of 20 min. The reaction mixture was stirred for 1.5 hours more, then warmed to room temperature. The mixture was extracted with EtOAc, washed with 10% HCl, brine, and water, dried (MgSO<sub>4</sub>), filtered, and concentrated to afford a pale-yellow solid (4.00 g, 93% yield): R<sub>f</sub> 0.33 (20% EtOAc/hexane); <sup>1</sup>H NMR (400 MHz, CDCl<sub>3</sub>) δ 2.24 (s, 6, ArCH<sub>3</sub>), 2.38 (s, 3, CH<sub>3</sub>), 7.61 (s, 2, ArH), 9.93 ppm (s, 1, CHO).

**Step 2: Ethyl (*E*)-4-acetoxy-3,5-dimethylcinnamate.**

To a suspension of 3.87 g (20.1 mmol) of 4-acetoxy-3,5-dimethylbenzaldehyde and 8.30 g (60.0 mmol) of K<sub>2</sub>CO<sub>3</sub> in 50 ml of anhydrous THF under Ar, 9.0 ml (40.0 mmol) of triethyl phosphonoacetate was added. The reaction mixture was stirred at room temperature for 4 days at which time the reaction was complete. The mixture was extracted with EtOAc, washed with brine and water, dried (MgSO<sub>4</sub>), filtered, and concentrated. Flash column chromatography (15% EtOAc/hexane) yielded a white solid (3.45 g, 65% yield): m.p. 65-67 °C; R<sub>f</sub> 0.37 (20% EtOAc/hexane); <sup>1</sup>H NMR (400 MHz, CDCl<sub>3</sub>) δ 1.33 (t,  $J = 7.6$  Hz, 3, CH<sub>3</sub>), 2.17 (s, 6, ArCH<sub>3</sub>), 2.34 (s, 3, CH<sub>3</sub>), 4.25 (q,  $J = 8.0$  Hz, 2, CH<sub>2</sub>), 6.36 (d,  $J = 16.4$  Hz, 1, HC=CCO), 7.24 (s, 2, ArH), 7.60 ppm (d,  $J = 15.6$  Hz, 1, C=CHCO).

**Step 3: Ethyl (*E*)-3,5-dimethyl-4-hydroxycinnamate.**

To a solution of 3.38 g (12.9 mmol) of ethyl (*E*)-4-acetoxy-3,5-dimethylcinnamate in 50 ml of MeOH was added 4.00 g (28.9 mmol) of K<sub>2</sub>CO<sub>3</sub>.

This mixture was stirred at room temperature for 4 hours, at which time the reaction was complete. The mixture was extracted with EtOAc, and the extract was washed with 10% HCl, brine, and water, dried (MgSO<sub>4</sub>), filtered, and concentrated to afford a white solid (2.52 g, 89% yield): m.p. 82-84 °C; R<sub>f</sub> 0.22 (20% EtOAc/hexane); <sup>1</sup>H NMR (400 MHz, CDCl<sub>3</sub>) δ 1.33 (t, *J* = 7.2 Hz, 3, CH<sub>3</sub>), 2.26 (s, 6, ArCH<sub>3</sub>), 4.24 (q, *J* = 7.2 Hz, 2, CH<sub>2</sub>), 4.93 (d, *J* = 4.4 Hz, 1, OH), 6.28 (d, *J* = 16.0 Hz, 1, HC=CCO), 7.18 (s, 2, ArH), 7.58 ppm (d, *J* = 16.0 Hz, 1, C=CHCO).

**Step 4: Ethyl (*E*)-3,5-dimethyl-4-(trifluoromethanesulfonyloxy)cinnamate.**

To a solution of 2.50 g (11.3 mmol) of ethyl (*E*)-3,5-dimethyl-4-hydroxycinnamate and 3.0 ml (37.1 mmol) of pyridine in 40 ml of CH<sub>2</sub>Cl<sub>2</sub> in a 0 °C ice bath under Ar, 3.5 ml (20.8 mmol) of trifluoromethanesulfonic anhydride was added slowly over a period of 0.5 hour. The reaction mixture was stirred for 4 hours, at which time the reaction was complete. The mixture was warmed to room temperature and extracted with EtOAc. The extract was washed with 10% HCl, 5% NaHCO<sub>3</sub>, brine, and water, dried (MgSO<sub>4</sub>), filtered, and concentrated to afford a white solid (1.15 g, 28% yield): m.p. 78-80 °C; R<sub>f</sub> 0.53 (20% EtOAc/hexane); <sup>1</sup>H NMR (400 MHz, CDCl<sub>3</sub>) δ 1.34 (t, *J* = 7.6 Hz, 3, CH<sub>3</sub>), 2.40 (s, 6, ArCH<sub>3</sub>), 4.27 (q, *J* = 7.6 Hz, 2, CH<sub>2</sub>), 6.40 (d, *J* = 16.8 Hz, 1, HC=CCO), 7.28 (s, 2, ArH), 7.58 ppm (d, *J* = 16.4 Hz, 1, C=CHCO).

**Step 5: Ethyl (*E*)-4-[3-(1-adamantyl)-4-benzyloxyphenyl]-3,5-dimethylcinnamate.**

To a stirred suspension of 1.12 g (3.17 mmol) of ethyl (*E*)-3,5-dimethyl-4-(trifluoromethanesulfonyloxy)cinnamate, 1.15 g (3.17 mmol) of 3-(1-adamantyl)-4-benzyloxyphenylboronic acid [<sup>1</sup>H NMR (300 MHz, CDCl<sub>3</sub>) δ 1.77, 2.26 (2 s, 12, AdCH<sub>2</sub>), 2.07 (s, 3, AdCH), 5.21 (s, 2, CH<sub>2</sub>), 7.06 (d, *J* = 8.2 Hz, 1, ArH), 7.3-7.5 (m, 5, ArH), 8.03 (d, *J* = 7.8 Hz, 1, ArH), 8.19 ppm (s, 1, ArH)], 0.35 g (0.30 mmol) of Pd[P(C<sub>6</sub>H<sub>5</sub>)<sub>3</sub>]<sub>4</sub>, and 0.30 g (7.1 mmol) of LiCl in 20 ml of DME was added under Ar 3.5 ml of 2.0 M aq. Na<sub>2</sub>CO<sub>3</sub>. The reaction mixture was heated at reflux (80-85 °C) overnight, at which time the reaction was complete. The mixture was extracted with EtOAc. The extract was washed with brine and water, dried (MgSO<sub>4</sub>), filtered, and concentrated. Flash column

chromatography (10% EtOAc/hexane) yielded a white solid (1.19 g, 72%): m.p. 129-131 °C;  $R_f$  0.42 (20% EtOAc/hexane);  $^1\text{H NMR}$  (400 MHz,  $\text{CDCl}_3$ )  $\delta$  1.34 (t,  $J = 7.2$  Hz, 3  $\text{CH}_3$ ), 1.74 (s, 6, Ad $\text{CH}_2$ ), 2.08 (s, 9, AdCH, Ad $\text{CH}_2$ ), 2.14 (s, 6, Ar $\text{CH}_3$ ), 4.27 (q,  $J = 7.2$  Hz, 2,  $\text{CH}_2$ ), 5.16 (s, 2, Ar $\text{CH}_2$ ), 6.44 (d,  $J = 15.6$  Hz, 1, HC=CCO), 6.91 (dd,  $J = 7.6, 1.6$  Hz, 1, ArH), 6.98 (d,  $J = 2.0$  Hz, 1, ArH), 7.01 (d,  $J = 7.6$  Hz, 1, ArH), 7.28 (s, 2, ArH), 7.3-7.6 (m, 5, ArH), 7.68 ppm (d,  $J = 15.6$  Hz, 1, C=CHCO).

**Step 6: Ethyl (*E*)-4-[3-(1-adamantyl)-4-hydroxyphenyl]-3,5-dimethylcinnamate.**

10 A mixture of 1.13 g (2.17 mmol) of ethyl (*E*)-4-[3-(1-adamantyl)-4-benzyloxyphenyl]-3,5-dimethylcinnamate was stirred in 10 ml of  $\text{CH}_2\text{Cl}_2$  at -78°C under Ar while 6.0 ml of 1.0 M  $\text{BBr}_3$  in  $\text{CH}_2\text{Cl}_2$  was added slowly over a period of 0.5 hour. The reaction mixture was stirred for 2 hours more, at which time the reaction was complete. The mixture was extracted with EtOAc, washed with brine and water, dried ( $\text{MgSO}_4$ ), filtered, and concentrated. Flash column chromatography (20% EtOAc/hexane) yielded a pale-yellow solid (0.47g, 51%): m.p. 198-200 °C;  $R_f$  0.34 (20% EtOAc/hexane);  $^1\text{H NMR}$  (400 MHz,  $\text{CDCl}_3$ )  $\delta$  1.35 (t,  $J = 7.2$  Hz, 3,  $\text{CH}_3$ ), 1.77 (s, 6, Ad $\text{CH}_2$ ), 2.06 (s, 9, AdCH, Ad $\text{CH}_2$ ), 2.12 (s, 6, Ar $\text{CH}_3$ ), 4.27 (q,  $J = 7.2$  Hz, 2,  $\text{CH}_2$ ), 4.82 (s, 1, OH), 6.44 (d,  $J = 15.6$  Hz, 1, HC=CCO), 6.70 (d,  $J = 7.6$  Hz, 1, ArH), 6.81 (dd,  $J = 8.0, 2.4$  Hz, 1, ArH), 6.94 (d,  $J = 2.0$  Hz, 1, ArH), 7.27 (s, 2, ArH), 7.68 ppm (d,  $J = 16.0$  Hz, 1, C=CHCO).

**Step 7: (*E*)-4-[3-(1-Adamantyl)-4-hydroxyphenyl]-3,5-dimethylcinnamic acid.**

25 To a solution of 0.45 g (1.04 mmol) of ethyl (*E*)-4-[3-(1-adamantyl)-4-hydroxyphenyl]-3,5-dimethylcinnamate in 30 ml of 75% aq. EtOH, 1 pellet of NaOH was added. This mixture was stirred at 80-85 °C for 2 hours, at which time the reaction was complete, then was cooled to room temperature, acidified with 10% HCl, and extracted with EtOAc. The extract was washed with brine and water, dried ( $\text{MgSO}_4$ ), filtered, and concentrated to afford a brown solid (0.39 g, 95%): m.p. 127-129 °C;  $R_f$  0.51 (1%HOAc/2%MeOH/ $\text{CHCl}_3$ );  $^1\text{H NMR}$  (400 MHz,  $\text{DMSO-d}_6$ )  $\delta$  1.72 (s, 6, Ad $\text{CH}_2$ ), 1.98 (s, 9, AdCH, Ad $\text{CH}_2$ ), 2.07 (s,

6, ArCH<sub>3</sub>), 6.49 (d, *J* = 16.0 Hz, 1, HC=CCO), 6.75 (d, *J* = 1.6 Hz, 1, ArH), 6.76 (d, *J* = 2.4 Hz, 1, ArH), 6.83 (d, *J* = 9.2 Hz, 1, ArH), 7.40 (s, 2, ArH), 7.52 (d, *J* = 16.0 Hz, 1, C=CHCO), 9.33 (s, 1, OH), 12.34 ppm (s, 1, CO<sub>2</sub>H); MS (FABHR): calculated for C<sub>27</sub>H<sub>30</sub>O<sub>3</sub>, 402.2195; found, 402.2196.

5

**Example 5: 6-[3-(1-Adamantyl)-4-hydroxyphenyl]-2,5,7,8-tetramethylchroman-2-carboxylic acid.**

**Step 1: Ethyl 6-hydroxy-2,5,7,8-tetramethylchroman-2-carboxylate.**

To a solution of 4.80 g (19.2 mmol) of 6-hydroxy-2,5,7,8-tetra-  
10 methylchroman-2-carboxylic acid in 80 ml of EtOH, 5.0 ml (93.8 mmol) of H<sub>2</sub>SO<sub>4</sub> was added. The reaction mixture was stirred at 60-70 °C for 2 days at which time the reaction was complete. The mixture was extracted with EtOAc, washed with 5% NaHCO<sub>3</sub>, brine and water, dried (MgSO<sub>4</sub>), filtered, and concentrated. Flash column chromatography (20% EtOAc/hexane) yielded a  
15 white solid (5.09 g, 95%): m.p. 116-118 °C; R<sub>f</sub> 0.38 (20% EtOAc/hexane); <sup>1</sup>H NMR (400 MHz, CDCl<sub>3</sub>) δ 1.18 (t, *J* = 6.8 Hz, 3, CH<sub>3</sub>), 1.60 (s, 3, 2-CH<sub>3</sub>), 1.83-1.90 (m, 1, CH), 2.06, 2.16, 2.18 (3 s, 9, ArCH<sub>3</sub>), 2.40-2.45 (m, 1, CH), 2.48-2.65 (m, 1, CH), 2.61-2.67 (m, 1, CH), 4.11 ppm (q, *J* = 6.8 Hz, 2, CH<sub>2</sub>).

**Step 2: Ethyl 2,5,7,8-tetramethyl-6-(trifluoromethanesulfonyloxy)chroman-  
20 2-carboxylate.**

To a solution of 5.00 g (17.9 mmol) of ethyl 6-hydroxy-2,5,7,8-tetra-  
methylchroman-2-carboxylate and 5.0 ml (61.9 mmol) of pyridine in 40 ml of  
CH<sub>2</sub>Cl<sub>2</sub> in a 0 °C ice bath under Ar, 5.1 ml (30.3 mmol) of  
trifluoromethanesulfonic anhydride was added slowly over a period of 0.5 hour.  
25 The reaction mixture was stirred for 4 hours, at which time the reaction was complete. The mixture was warmed to room temperature and extracted with EtOAc. The extract was washed with 10% HCl, 5% NaHCO<sub>3</sub>, brine, and water, dried (MgSO<sub>4</sub>), filtered, and concentrated to afford a yellow oil (7.17 g, 97%  
yield): R<sub>f</sub> 0.63 (20% EtOAc/hexane); <sup>1</sup>H NMR (400 MHz, CDCl<sub>3</sub>) δ 1.17 (t, *J* =  
30 7.2 Hz, 3, CH<sub>3</sub>), 1.63 (s, 3, 2-CH<sub>3</sub>), 1.63-1.91 (m, 1, CH), 2.15, 2.19, 2.24 (3 s, 9,

ArCH<sub>3</sub>), 2.42-2.51 (m, 2, CH<sub>2</sub>), 2.61-2.67 (m, 1, CH), 4.13 ppm (q, *J* = 7.2 Hz, 2, CH<sub>2</sub>).

**Step 3: Ethyl 6-[3-(1-adamantyl)-4-benzyloxyphenyl]-2,5,7,8-tetramethylchroman-2-carboxylate.**

5 To a stirred suspension of 1.32 g (3.21 mmol) of ethyl 2,5,7,8-tetramethyl-6-(trifluoromethanesulfonyloxy)chroman-2-carboxylate, 1.20 g (3.31 mmol) of 3-(1-adamantyl)-4-benzyloxyphenylboronic acid [<sup>1</sup>H NMR (300 MHz, CDCl<sub>3</sub>) δ 1.77, 2.26 (2 s, 12, AdCH<sub>2</sub>), 2.07 (s, 3, AdCH), 5.21 (s, 2, CH<sub>2</sub>), 7.06 (d, *J* = 8.2 Hz, 1, ArH), 7.3-7.5 (m, 5, ArH), 8.03 (d, *J* = 7.8 Hz, 1, ArH), 8.19 ppm (s, 1, ArH)], 0.35 g (0.30 mmol) of Pd[P(C<sub>6</sub>H<sub>5</sub>)<sub>3</sub>]<sub>4</sub>, and 0.30 g (7.1 mmol) of LiCl in 20 ml of anhydrous DME was added under Ar 3.5 ml of 2.0 M aq. Na<sub>2</sub>CO<sub>3</sub>. The reaction mixture was heated at reflux (80-85 °C) overnight, at which time the reaction was complete. The mixture was extracted with EtOAc. The extract was washed with brine and water, dried (MgSO<sub>4</sub>), filtered, and concentrated. Flash column chromatography (10% EtOAc/hexane) yielded a yellow oil (1.62 g, 87%): R<sub>f</sub> 0.64 (20% EtOAc/hexane); <sup>1</sup>H NMR (400 MHz, CDCl<sub>3</sub>) δ 1.71, 2.14 (2 s, 12, AdCH<sub>2</sub>), 2.02 (s, 3, AdCH), 1.18 (t, *J* = 7.6 Hz, 3 CH<sub>3</sub>), 1.63 (s, 3, 2-CH<sub>3</sub>), 1.86-1.94 (m, 1, CH), 1.84, 1.93, 2.24 (3 s, 9, ArCH<sub>3</sub>), 2.42-2.53 (m, 2, CH<sub>2</sub>), 2.62-2.67 (m, 1, CH), 4.15 (q, *J* = 7.6 Hz, 2, CH<sub>2</sub>), 5.14 ppm (s, 2, CH<sub>2</sub>), 6.86-6.99 (m, 3, ArH), 7.32-7.56 ppm (m, 5, ArH).

**Step 4: Ethyl 6-[3-(1-adamantyl)-4-hydroxyphenyl]-2,5,7,8-tetramethylchroman-2-carboxylate.**

A mixture of 1.58 g (2.72 mmol) of ethyl 6-[3-(1-adamantyl)-4-benzyloxyphenyl]-2,5,7,8-tetramethylchroman-2-carboxylate was stirred in 10 ml of CH<sub>2</sub>Cl<sub>2</sub> at -78 °C under Ar while 8.0 ml of 1.0 M BBr<sub>3</sub> in CH<sub>2</sub>Cl<sub>2</sub> was added slowly over a period of 0.5 hour. The reaction mixture was stirred for 2 hours more, at which time the reaction was complete. The mixture was extracted with EtOAc, washed with brine and water, dried (MgSO<sub>4</sub>), filtered, and concentrated. Flash column chromatography (10% EtOAc/hexane) yielded a pink solid (0.58 g, 43%): m.p. 199-201 °C; R<sub>f</sub> 0.42 (20% EtOAc/hexane); <sup>1</sup>H NMR (400 MHz, CDCl<sub>3</sub>) δ 1.77, 2.11 (2 s, 12, AdCH<sub>2</sub>), 2.06 (s, 3, AdCH), 1.23 (t, *J* = 7.2 Hz, 3, CH<sub>3</sub>), 1.64 (s, 3, 2-CH<sub>3</sub>), 1.85-1.95 (m, 1, CH), 1.

(3 s, 9, ArCH<sub>3</sub>), 2.40-2.55 (m, 2, CH<sub>2</sub>), 2.62-2.70 (m, 1, CH), 4.16 (q,  $J = 7.2$  Hz, 2, CH<sub>2</sub>), 4.70 (s, 1, OH), 6.65 (d,  $J = 8.0$  Hz, 1, ArH), 6.75-6.78 (m, 1, ArH), 6.91 ppm (dd,  $J = 6.8, 2.0$  Hz, 1, ArH).

**Step 5: 6-[3-(1-Adamantyl)-4-hydroxyphenyl]-2,5,7,8-tetramethylchroman-2-carboxylic acid.**

To a solution of 0.56 g (1.15 mmol) of ethyl 6-[3-(1-adamantyl)-4-hydroxyphenyl]-2,5,7,8-tetramethylchroman-2-carboxylate in 40 ml of 75% aq. EtOH, 1 pellet of NaOH was added. This mixture was stirred at 80-85 °C for 2 hours, at which time the reaction was complete, then was cooled to room temperature, acidified with 10% HCl, and extracted with EtOAc. The extract was washed with brine and water, dried (MgSO<sub>4</sub>), filtered, and concentrated to afford a brown solid (0.48 g, 90%): m.p. 168-170 °C; R<sub>f</sub> 0.14 (75% EtOAc/hexane); <sup>1</sup>H NMR (400 MHz, DMSO-d<sub>6</sub>) δ 1.71, 2.06 (2 s, 12, AdCH<sub>2</sub>), 2.01 (s, 3, AdCH), 1.55 (s, 3, 2-CH<sub>3</sub>), 1.76-1.82 (m, 1, CH), 1.76, 1.82, 2.07 (3 s, 9, ArCH<sub>3</sub>), 2.33-2.37 (m, 2, CH<sub>2</sub>), 2.50-2.60 (m, 1, CH), 6.67 (s, 1, ArH), 6.62-6.67 (m, 1, ArH), 6.78 (dd,  $J = 8.0, 1.6$  Hz, 1, ArH), 9.20 (s, 1, OH), 12.76 ppm (s, 1, CO<sub>2</sub>H); MS (FABHR): calculated for C<sub>30</sub>H<sub>36</sub>O<sub>4</sub>, 460.2614; found, 460.2621.

**Example 6: 5-[3-(1-Adamantyl)-4-hydroxyphenyl]indole-2-carboxylic acid.**

**Step 1: Ethyl 5-methoxyindole-2-carboxylate.**

To a solution of 4.80 g (25.1 mmol) of 5-methoxyindole-2-carboxylic acid in 80 ml of EtOH, 5.0 ml (93.8 mmol) of H<sub>2</sub>SO<sub>4</sub> was added. The reaction mixture was stirred at 60-70 °C for 2 days at which time the reaction was complete. The mixture was extracted with EtOAc, washed with 5% NaHCO<sub>3</sub>, brine and water, dried (MgSO<sub>4</sub>), filtered, and concentrated. Flash column chromatography (20% EtOAc/hexane) yielded a brown solid (5.42 g, 98%): m.p. 151-153 °C; R<sub>f</sub> 0.42 (20% EtOAc/hexane); <sup>1</sup>H NMR (400 MHz, CDCl<sub>3</sub>) δ 1.41 (t,  $J = 7.6$  Hz, 3, CH<sub>3</sub>), 3.85 (s, 3, OCH<sub>3</sub>), 4.41 (q,  $J = 7.6$  Hz, 2, CH<sub>2</sub>), 7.00 (dd,  $J = 9.6, 2.4$  Hz, 1, ArH), 7.07 (d,  $J = 2.4$  Hz, 1, ArH), 7.14 (d,  $J = 1.2$  Hz, 1, ArH), 7.31 (d,  $J = 9.6$  Hz, 1, ArH), 8.89 ppm (s, 1, NH).

**Step 2: Ethyl 5-hydroxyindole-2-carboxylate.**

A mixture of 5.34 g (24.3 mmol) of ethyl 5-methoxyindole-2-carboxylate was stirred in 40 ml of CH<sub>2</sub>Cl<sub>2</sub> at 0°C under Ar while 40.0 ml of 1.0 M BBr<sub>3</sub> in CH<sub>2</sub>Cl<sub>2</sub> was added slowly over a period of 0.5 hour. The reaction mixture was stirred for 2 hours more at which time the reaction was complete. The mixture was extracted with EtOAc, washed with brine and water, dried (MgSO<sub>4</sub>), filtered, and concentrated. Flash column chromatography (30% EtOAc/hexane) yielded a pale-yellow solid (4.07g, 82%): m.p. 142-144 °C; R<sub>f</sub> 0.18 (20% EtOAc/hexane); <sup>1</sup>H NMR (400 MHz, CDCl<sub>3</sub>) δ 1.41 (t, *J* = 7.2 Hz, 3, CH<sub>3</sub>), 4.40 (q, *J* = 7.2 Hz, 2, CH<sub>2</sub>), 4.70 (s, 1, OH), 6.93 (dd, *J* = 8.4, 1.6 Hz, 1, ArH), 7.06 (d, *J* = 2.8 Hz, 1, ArH), 7.10 (s, 1, ArH), 7.29 (d, *J* = 9.2 Hz, 1, ArH), 8.79 ppm (s, 1, NH).

**Step 3: Ethyl 5-(trifluoromethanesulfonyloxy)indole-2-carboxylate.**

To a solution of 4.00 g (19.5 mmol) of ethyl 5-hydroxyindole-2-carboxylate and 4.0 ml (49.5 mmol) of pyridine in 40 ml of CH<sub>2</sub>Cl<sub>2</sub> in a 0 °C ice bath under Ar, 4.2 ml (24.9 mmol) of trifluoromethanesulfonic anhydride was added slowly over a period of 0.5 hour. The reaction mixture was stirred for 4 hours, at which time the reaction was complete. The mixture was warmed to room temperature and extracted with EtOAc. The extract was washed with 10% HCl, 5% NaHCO<sub>3</sub>, brine, and water, dried (MgSO<sub>4</sub>), filtered, and concentrated to afford a yellow solid (4.89 g, 74% yield): m.p. 122-124 °C; R<sub>f</sub> 0.38 (20% EtOAc/hexane); <sup>1</sup>H NMR (400 MHz, CDCl<sub>3</sub>) δ 1.43 (t, *J* = 7.6 Hz, 3, CH<sub>3</sub>), 4.44 (q, *J* = 7.6 Hz, 2, CH<sub>2</sub>), 7.23 (dd, *J* = 9.6, 2.4 Hz, 1, ArH), 7.25 (d, *J* = 2.0 Hz, 1, ArH), 7.47 (d, *J* = 9.2 Hz, ArH), 7.61 (d, *J* = 2.0 Hz, 1, ArH), 9.23 ppm (s, 1, NH).

**Step 4: Ethyl 5-[3-(1-adamantyl)-4-benzyloxyphenyl]indole-2-carboxylate.**

To a stirred suspension of 1.00 g (2.96 mmol) of ethyl 5-(trifluoromethanesulfonyloxy)indole-2-carboxylate, 1.10 g (3.03 mmol) of 3-(1-adamantyl)-4-benzyloxyphenylboronic acid [<sup>1</sup>H NMR (300 MHz, CDCl<sub>3</sub>) δ 1.77, 2.26 (2 s, 12, AdCH<sub>2</sub>), 2.07 (s, 3, AdCH), 5.21 (s, 2, CH<sub>2</sub>), 7.06 (d, *J* = 8.2 Hz, 1, ArH), 7.3-7.5 (m, 5, ArH), 8.03 (d, *J* = 7.8 Hz, 1, ArH), 8.19 ppm (s, 1, ArH)], 0.35 g (0.30 mmol) of Pd[P(C<sub>6</sub>H<sub>5</sub>)<sub>3</sub>]<sub>4</sub> and 0.30 g (7.1 mmol)

ml of DME was added under Ar 3.5 ml of 2.0 M aq. Na<sub>2</sub>CO<sub>3</sub>. The reaction mixture was heated at reflux (80-85 °C) overnight, at which time the reaction was complete. The mixture was extracted with EtOAc. The extract was washed with brine and water, dried (MgSO<sub>4</sub>), filtered, and concentrated. Flash column chromatography (15% EtOAc/hexane) yielded a yellow solid (0.38 g, 25%):  
5 m.p. 187-189 °C; R<sub>f</sub> 0.40 (20% EtOAc/hexane); <sup>1</sup>H NMR (400 MHz, CDCl<sub>3</sub>) δ 1.75, 2.23 (2 s, 12, AdCH<sub>2</sub>), 2.07 (s, 3, AdCH), 1.43 (t, *J* = 7.2 Hz, 3 CH<sub>3</sub>), 4.42 (q, *J* = 7.6 Hz, 2, CH<sub>2</sub>), 5.18 (s, 2, CH<sub>2</sub>), 7.02 (d, *J* = 8.0 Hz, 1, ArH), 7.32-7.58 (m, 10, ArH), 7.83 (s, 1, ArH), 8.86 ppm (s, 1, NH).

10 **Step 5: Ethyl 5-[3-(1-adamantyl)-4-hydroxyphenyl]indole-2-carboxylate.**

A mixture of 0.36 g (0.71 mmol) of ethyl 5-[3-(1-adamantyl)-4-benzyloxyphenyl]indole-2-carboxylate was stirred in 10 ml of CH<sub>2</sub>Cl<sub>2</sub> at -78 °C under Ar while 3.0 ml of 1.0 M BBr<sub>3</sub> in CH<sub>2</sub>Cl<sub>2</sub> was added slowly over a period of 0.5 hour. The reaction mixture was stirred for 2 hours more, at which time the reaction was complete. The mixture was extracted with EtOAc, washed with  
15 brine and water, dried (MgSO<sub>4</sub>), filtered, and concentrated. Flash column chromatography (20% EtOAc/hexane) yielded a pale-yellow solid (0.22g, 75%):  
m.p. 125-127 °C; R<sub>f</sub> 0.17 (20% EtOAc/hexane); <sup>1</sup>H NMR (400 MHz, CDCl<sub>3</sub>) δ 1.81, 2.21 (2 s, 12, AdCH<sub>2</sub>), 2.11 (s, 3, AdCH), 1.43 (t, *J* = 7.6 Hz, 3 CH<sub>3</sub>), 4.42  
20 (q, *J* = 7.2 Hz, 2, CH<sub>2</sub>), 4.80 (s, 1, OH), 6.74 (d, *J* = 8.4 Hz, 1, ArH), 7.25 (s, 1, ArH), 7.32 (dd, *J* = 8.0, 2.4 Hz, 1, ArH), 7.45 (d, *J* = 8.4 Hz, 1, ArH), 7.48 (d, *J* = 2.0 Hz, 1, ArH), 7.53 (dd, *J* = 8.4, 2.0 Hz, 1, ArH), 7.82 (s, 1, ArH), 8.84 ppm (s, 1, NH),

**Step 6: 5-[3-(1-Adamantyl)-4-hydroxyphenyl]indole-2-carboxylic acid.**

25 To a solution of 0.20 g (0.48 mmol) of ethyl 5-[3-(1-adamantyl)-4-hydroxyphenyl]indole-2-carboxylate in 30 ml of 75% aq. EtOH, 1 pellet of NaOH was added. This mixture was stirred at 80-85 °C for 2 hours, at which time the reaction was complete, then was cooled to room temperature, acidified with 10% HCl, and extracted with EtOAc. The extract was washed with brine  
30 and water, dried (MgSO<sub>4</sub>), filtered, and concentrated to afford a yellow solid (0.17 g, 91%): m.p. 275-277 °C; R<sub>f</sub> 0.35 (1%HOAc/2%MeOH/CHCl<sub>3</sub>); <sup>1</sup>H NMR (400 MHz, DMSO-*d*<sub>6</sub>) δ 1.75, 2.15 (2 s, 12, AdCH<sub>2</sub>), 2.05 (s, 3, Ac

1, ArH), 6.83 (d,  $J = 8.8$  Hz, 1, ArH), 7.24 (d,  $J = 7.6$  Hz, 1, ArH), 7.25 (d,  $J = 7.6$  Hz, 1, ArH), 7.31 (s, 1, ArH), 7.40 (d,  $J = 8.4$  Hz, 1, ArH), 7.62 (s, 1, ArH), 9.35 (s, 1, OH), 10.99 ppm (s, 1, CO<sub>2</sub>H); MS (FABHR): calcd. for C<sub>25</sub>H<sub>25</sub>NO<sub>3</sub>, 387.1834; found, 387.1824.

5

**Example 7: 3''-(1-Adamantyl)-4''-hydroxy[1'',4',1',1]terphenyl-4-carboxylic acid.**

**Step 1: Ethyl 4'-(trifluoromethanesulfonyloxy)[1',1]biphenyl-4-carboxylate.**

To a solution of 5.26 g (21.7 mmol) of ethyl 4'-hydroxy-4-biphenyl-  
10 carboxylate and 4.0 ml (49.5 mmol) of pyridine in 40 ml of CH<sub>2</sub>Cl<sub>2</sub> in a 0 °C ice bath under Ar, 4.2 ml (24.9 mmol) of trifluoromethanesulfonic anhydride was added slowly over a period of 0.5 hour. The reaction mixture was stirred for 4 hours, at which time the reaction was complete. The mixture was warmed to room temperature and extracted with EtOAc. The extract was washed with 10%  
15 HCl, 5% NaHCO<sub>3</sub>, brine, and water, dried (MgSO<sub>4</sub>), filtered, and concentrated to afford a white solid (8.00 g, 98% yield): m.p. 63-65 °C; R<sub>f</sub> 0.59 (20% EtOAc/hexane); <sup>1</sup>H NMR (400 MHz, CDCl<sub>3</sub>) δ 1.42 (t,  $J = 7.2$  Hz, 3, CH<sub>3</sub>), 4.41 (q,  $J = 7.2$  Hz, 2, CH<sub>2</sub>), 7.38 (d,  $J = 8.8$  Hz, 2, ArH), 7.63 (d,  $J = 8.0$  Hz, 2, ArH), 7.69 (d,  $J = 8.4$  Hz, 2, ArH), 9.14 ppm (d,  $J = 8.0$  Hz, 2, ArH).

20 **Step 2: Ethyl 3''-(1-adamantyl)-4''-benzyloxy[1'',4',1',1]terphenyl-4-carboxylate.**

To a stirred suspension of 1.00 g (2.67 mmol) of ethyl 4'-(trifluoromethanesulfonyloxy)[1',1]-biphenyl-4-carboxylate, 0.97 g (2.67 mmol) of 3-(1-adamantyl)-4-benzyloxyphenylboronic acid [<sup>1</sup>H NMR (300 MHz,  
25 CDCl<sub>3</sub>) δ 1.77, 2.26 (2 s, 12, AdCH<sub>2</sub>), 2.07 (s, 3, AdCH), 5.21 (s, 2, CH<sub>2</sub>), 7.06 (d,  $J = 8.2$  Hz, 1, ArH), 7.3-7.5 (m, 5, ArH), 8.03 (d,  $J = 7.8$  Hz, 1, ArH), 8.19 ppm (s, 1, ArH)], 0.35 g (0.30 mmol) of Pd[P(C<sub>6</sub>H<sub>5</sub>)<sub>3</sub>]<sub>4</sub> and 0.30 g (7.1 mmol) of LiCl in 20 ml of DME was added under Ar 3.5 ml of 2.0 M aq. Na<sub>2</sub>CO<sub>3</sub>. The reaction mixture was heated at reflux (80-85 °C) overnight, at which time the  
30 reaction was complete. The mixture was extracted with EtOAc. The extract was washed with brine and water, dried (MgSO<sub>4</sub>), filtered, and concent

column chromatography (10% EtOAc/hexane) yielded a white solid (1.34 g, 92%): m.p. 154-156 °C;  $R_f$  0.63 (20% EtOAc/hexane);  $^1\text{H NMR}$  (400 MHz,  $\text{CDCl}_3$ )  $\delta$  1.75, 2.22 (2 s, 12,  $\text{AdCH}_2$ ), 2.07 (s, 3,  $\text{AdCH}$ ), 1.42 (t,  $J = 7.2$  Hz, 3  $\text{CH}_3$ ), 4.41 (q,  $J = 7.6$  Hz, 2,  $\text{CH}_2$ ), 5.18 (s, 2,  $\text{CH}_2$ ), 7.03 (d,  $J = 8.4$  Hz, 1,  $\text{ArH}$ ), 7.33-7.36 (m, 1,  $\text{ArH}$ ), 7.40-7.46 (m, 3,  $\text{ArH}$ ), 7.51-7.55 (m, 3,  $\text{ArH}$ ), 7.68 (d,  $J = 1.6$  Hz, 4,  $\text{ArH}$ ), 7.70 (d,  $J = 8.4$  Hz, 2,  $\text{ArH}$ ), 8.12 ppm (d,  $J = 8.4$  Hz, 2,  $\text{ArH}$ ).

**Step 3: Ethyl 3''-(1-adamantyl)-4''-hydroxy[1'',4',1',1]terphenyl-4-carboxylate.**

10 A mixture of 1.30 g (2.39 mmol) of ethyl 3''-(1-adamantyl)-4''-benzyloxy[1'',4',1',1]terphenyl-4-carboxylate was stirred in 10 ml of  $\text{CH}_2\text{Cl}_2$  at -78°C under Ar while 6.0 ml of 1.0 M  $\text{BBr}_3$  in  $\text{CH}_2\text{Cl}_2$  was added slowly over a period of 0.5 hour. The reaction mixture was stirred for 2 hours more, at which time the reaction was complete. The mixture was extracted with EtOAc, washed  
15 with brine and water, dried ( $\text{MgSO}_4$ ), filtered, and concentrated. Flash column chromatography (20% EtOAc/hexane) yielded a white solid (0.89g, 93%): m.p. 184-186 °C;  $R_f$  0.36 (20% EtOAc/hexane);  $^1\text{H NMR}$  (400 MHz,  $\text{CDCl}_3$ )  $\delta$  1.81, 2.19 (2 s, 12,  $\text{AdCH}_2$ ), 2.12 (s, 3,  $\text{AdCH}$ ), 1.42 (t,  $J = 7.2$  Hz, 3  $\text{CH}_3$ ), 4.41 (q,  $J = 7.2$  Hz, 2,  $\text{CH}_2$ ), 4.90 (s, 1, OH), 6.75 (d,  $J = 8.4$  Hz, 1,  $\text{ArH}$ ), 7.35 (dd,  $J = 8.4, 2.0$  Hz, 1,  $\text{ArH}$ ), 7.50 (d,  $J = 2.4$  Hz, 1,  $\text{ArH}$ ), 7.63-7.72 (m, 6,  $\text{ArH}$ ), 8.12  
20 ppm (d,  $J = 8.8$  Hz, 2,  $\text{ArH}$ ).

**Step 4: 3''-(1-Adamantyl)-4''-hydroxy[1'',4',1',1]terphenyl-4-carboxylic acid.**

To a solution of 0.85 g (1.87 mmol) of ethyl 3''-(1-adamantyl)-4''-hydroxy[1'',4',1',1]terphenyl-4-carboxylate in 30 ml of 75% aq. EtOH, 1 pellet  
25 of NaOH was added. This mixture was stirred at 80-85 °C for 2 hours, at which time the reaction was complete, then was cooled to room temperature, acidified with 10% HCl, and extracted with EtOAc. The extract was washed with brine and water, dried ( $\text{MgSO}_4$ ), filtered, and concentrated to afford a white solid (0.75 g, 94%): m.p. 305-307 °C;  $R_f$  0.55 (1%HOAc/2%MeOH/ $\text{CHCl}_3$ );  $^1\text{H NMR}$  (400  
30 MHz,  $\text{DMSO}-d_6$ )  $\delta$  1.75, 2.15 (2 s, 12,  $\text{AdCH}_2$ ), 2.06 (s, 3,  $\text{AdCH}$ ), 6.87 (d,  $J = 8.4$  Hz, 1,  $\text{ArH}$ ), 7.37 (d,  $J = 1.6$  Hz, 1,  $\text{ArH}$ ), 7.39 (s, 1,  $\text{ArH}$ ), 7.69 (d,  $J = 8.8$

Hz, 2, ArH), 7.78 (d,  $J = 8.8$  Hz, 2, ArH), 7.83 (d,  $J = 9.2$  Hz, 2, ArH), 8.02 (d,  $J = 8.0$  Hz, 2, ArH), 9.52 (s, 1, OH), 12.98 ppm (s, 1, CO<sub>2</sub>H); MS (EIHR): calcd. for C<sub>29</sub>H<sub>28</sub>O<sub>3</sub>, 424.2038; found, 424.2036.

5 **Example 8: (*E*)-4-[3-(1-Adamantyl)-4-hydroxyphenyl]-3,5-dimethoxycinnamic acid.**

**Step 1 Ethyl (*E*)-3,5-dimethoxy-4-hydroxycinnamate.**

To a solution of 4.91 g (21.9 mmol) of 3,5-dimethoxy-4-hydroxycinnamic acid (Sigma) in 80 ml of EtOH, 5.0 ml (93.8 mmol) of H<sub>2</sub>SO<sub>4</sub> was added. The reaction mixture was stirred at 60-70 °C for 2 days at which time the reaction was complete. The mixture was extracted with EtOAc, washed with 5% NaHCO<sub>3</sub>, brine and water, dried (MgSO<sub>4</sub>), filtered, and concentrated. Flash column chromatography (30% EtOAc/hexane) yielded a white solid (2.65 g, 48%): m.p. 56-58 °C; R<sub>f</sub> 0.41 (40% EtOAc/hexane). <sup>1</sup>H NMR (400 MHz, CDCl<sub>3</sub>) δ 1.34 (t,  $J = 7.2$  Hz, 3, CH<sub>3</sub>), 3.92 (s, 6, OCH<sub>3</sub>), 4.26 (q,  $J = 7.2$  Hz, 2, CH<sub>2</sub>), 5.77 (s, 1, OH), 6.30 (d,  $J = 16.0$  Hz, 1, HC=CCO), 6.77 (s, 2, ArH), 7.59 ppm (d,  $J = 16.0$  Hz, 1, C=CHCO).

**Step 2: Ethyl (*E*)-3,5-dimethoxy-4-(trifluoromethanesulfonyloxy)cinnamate.**

20 To a solution of 2.60 g (10.3 mmol) of ethyl (*E*)-3,5-dimethoxy-4-hydroxycinnamate and 3.0 ml (37.1 mmol) of pyridine in 40 ml of CH<sub>2</sub>Cl<sub>2</sub> in a 0 °C ice bath under Ar, 3.5 ml (20.8 mmol) of trifluoromethanesulfonic anhydride was added slowly over a period of 0.5 hour. The reaction mixture was stirred for 4 hours, at which time the reaction was complete. The mixture was warmed to room temperature and extracted with EtOAc. The extract was washed with 10% HCl, 5% NaHCO<sub>3</sub>, brine, and water, dried (MgSO<sub>4</sub>), filtered, and concentrated to afford a white solid (3.80 g, 95% yield): m.p. 89-91 °C; R<sub>f</sub> 0.36 (20% EtOAc/hexane); <sup>1</sup>H NMR (400 MHz, CDCl<sub>3</sub>) δ 1.35 (t,  $J = 7.6$  Hz, 3, CH<sub>3</sub>), 3.92 (s, 6, OCH<sub>3</sub>), 4.28 (q,  $J = 7.6$  Hz, 2, CH<sub>2</sub>), 6.41 (d,  $J = 16.0$  Hz, 1, HC=CCO), 6.77 (s, 2, ArH), 7.59 ppm (d,  $J = 16.4$  Hz, 1, C=CHCO).

**Step 3: Ethyl (*E*)-4-[3-(1-adamantyl)-4-benzyloxyphenyl]-3,5-dimethoxy-**

**cinnamate.**

To a stirred suspension of 1.00 g (2.60 mmol) of ethyl (*E*)-3,5-dimethoxy-4-(trifluoromethanesulfonyloxy)cinnamate, 0.95 g (2.62 mmol) of 3-(1-adamantyl)-4-benzyloxyphenylboronic acid [<sup>1</sup>H NMR (300 MHz, CDCl<sub>3</sub>) δ 1.77, 2.26 (2 s, 12, AdCH<sub>2</sub>), 2.07 (s, 3, AdCH), 5.21 (s, 2, CH<sub>2</sub>), 7.06 (d, *J* = 8.2 Hz, 1, ArH), 7.3-7.5 (m, 5, ArH), 8.03 (d, *J* = 7.8 Hz, 1, ArH), 8.19 ppm (s, 1, ArH)], 0.35 g (0.30 mmol) of Pd[P(C<sub>6</sub>H<sub>5</sub>)<sub>3</sub>]<sub>4</sub> and 0.30 g (7.1 mmol) of LiCl in 20 ml of DME was added under Ar 3.5 ml of 2.0 M aq. Na<sub>2</sub>CO<sub>3</sub>. The reaction mixture was heated at reflux (80-85 °C) overnight, at which time the reaction was complete. The mixture was extracted with EtOAc. The extract was washed with brine and water, dried (MgSO<sub>4</sub>), filtered, and concentrated. Flash column chromatography (10% EtOAc/hexane) yielded a pale-yellow solid (0.21 g, 15%): m.p. 88-90 °C; R<sub>f</sub> 0.62 (20% EtOAc/hexane); <sup>1</sup>H NMR (400 MHz, CDCl<sub>3</sub>) δ 1.77, 2.09 (2 s, 12, AdCH<sub>2</sub>), 2.05 (s, 3, AdCH), 1.35 (t, *J* = 7.2 Hz, 3 CH<sub>3</sub>), 3.83 (s, 6, OCH<sub>3</sub>), 4.28 (q, *J* = 7.2 Hz, 2, CH<sub>2</sub>), 5.18 (s, 2, CH<sub>2</sub>), 6.46 (d, *J* = 16.0 Hz, 1, HC=CCO), 6.71 (s, 2, ArH), 6.90-7.55 (m, 8, ArH), 7.68 ppm (d, *J* = 16.0 Hz, 1, C=CHCO).

**Step 4: Ethyl (*E*)-4-[3-(1-adamantyl)-4-hydroxyphenyl]-3,5-dimethoxycinnamate.**

A mixture of 0.20 g (0.38 mmol) of ethyl (*E*)-4-[3-(1-adamantyl)-4-benzyloxyphenyl]-3,5-dimethoxycinnamate was stirred in 10 ml of CH<sub>2</sub>Cl<sub>2</sub> at -78 °C under Ar while 2.0 ml of 1.0 M BBr<sub>3</sub> in CH<sub>2</sub>Cl<sub>2</sub> was added slowly over a period of 0.5 hour. The reaction mixture was stirred for 2 hours more, at which time the reaction was complete. The mixture was extracted with EtOAc, washed with brine and water, dried (MgSO<sub>4</sub>), filtered, and concentrated. Flash column chromatography (20% EtOAc/hexane) yielded a pale-yellow solid (0.11g, 63%): m.p. 175-177 °C; R<sub>f</sub> 0.20 (20% EtOAc/hexane); <sup>1</sup>H NMR (400 MHz, CDCl<sub>3</sub>) δ 1.77, 2.09 (2 s, 12, AdCH<sub>2</sub>), 2.05 (s, 3, AdCH), 1.35 (t, *J* = 7.2 Hz, 3 CH<sub>3</sub>), 3.83 (s, 6, OCH<sub>3</sub>), 4.28 (q, *J* = 7.2 Hz, 2, CH<sub>2</sub>), 4.79 (s, 1, OH), 6.46 (d, *J* = 16.0 Hz, 1, HC=CCO), 6.68 (d, *J* = 8.4 Hz, 1, ArH), 6.71 (s, 2, ArH), 7.08 (dd, *J* = 8.4, 2.4 Hz, 1, ArH), 7.22 (d, *J* = 2.0 Hz, 1, ArH), 7.68 (d, *J* = 16.0 Hz, 1, C=CHCO).

**Step 5: (*E*)-4-[3-(1-Adamantyl)-4-hydroxyphenyl]-3,5-dimethoxycinnamic acid.**

To a solution of 0.10 g (0.22 mmol) of ethyl (*E*)-4-[3-(1-adamantyl)-4-hydroxyphenyl]-3,5-dimethoxycinnamate in 30 ml of 75% aq. EtOH, 1 pellet  
5 of NaOH was added. This mixture was stirred at 80-85 °C for 2 hours, at which time the reaction was complete, then was cooled to room temperature, acidified with 10% HCl, and extracted with EtOAc. The extract was washed with brine and water, dried (MgSO<sub>4</sub>), filtered, and concentrated to afford a brown solid (0.05 g, 53%): m.p. 150-152 °C; R<sub>f</sub> 0.35 (1% HOAc/2% MeOH/CHCl<sub>3</sub>); <sup>1</sup>H  
10 NMR (400 MHz, DMSO-d<sub>6</sub>) δ 1.72, 2.06 (2 s, 12, AdCH<sub>2</sub>), 2.02 (s, 3, AdCH), 3.70 (s, 6, OCH<sub>3</sub>), 6.63 (d, *J* = 16.0 Hz, 1, HC=CCO), 6.73 (d, *J* = 7.6 Hz, 1, ArH), 6.86 (dd, *J* = 7.6, 1.6 Hz, 1, ArH), 6.93 (d, *J* = 1.6 Hz, 1, ArH), 7.04 (s, 2, ArH), 7.58 (d, *J* = 16.0 Hz, 1, C=CHCO), 9.24 (s, 1, OH), 12.36 ppm (s, 1, CO<sub>2</sub>H); MS (FABHR): calcd. for C<sub>27</sub>H<sub>30</sub>O<sub>5</sub>, 434.2093; found, 434.2099.

15

**Example 9: (*E*)-3-[3-(1-Adamantyl)-4-hydroxyphenyl]cinnamic acid.****Step 1: Ethyl (*E*)-3-hydroxycinnamate.**

To a solution of 5.00 g (30.5 mmol) of 3-hydroxycinnamic acid in 50 ml of EtOH, 5.0 ml (93.8 mmol) of H<sub>2</sub>SO<sub>4</sub> was added. The reaction mixture was  
20 stirred at 60-70 °C for 2 days at which time the reaction was complete. The mixture was extracted with EtOAc, washed with 5% NaHCO<sub>3</sub>, brine and water, dried (MgSO<sub>4</sub>), filtered, and concentrated. Flash column chromatography (10% EtOAc/hexane) yielded a white solid (4.87 g, 83%): m.p. 58-60 °C; R<sub>f</sub> 0.36 (20% EtOAc/hexane). <sup>1</sup>H NMR (400 MHz, CDCl<sub>3</sub>) δ 1.33 (t, *J* = 8.0 Hz, 3, CH<sub>3</sub>), 4.26 (q, *J* = 7.6 Hz, 2, CH<sub>2</sub>), 5.25 (s, 1, OH), 6.40 (d, *J* = 15.6 Hz, 1, HC=CCO), 6.86 (dd, *J* = 2.4, 8.0 Hz, 1, ArH), 7.00 (s, 1, ArH), 7.09 (d, *J* = 7.6 Hz, 1, ArH), 7.25 (t, *J* = 8.0 Hz, 1, ArH), 7.62 ppm (d, *J* = 15.6 Hz, 1, C=CHCO).

25

**Step 2: Ethyl (*E*)-3-(trifluoromethanesulfonyloxy)cinnamate.**

To a solution of 4.80 g (24.9 mmol) of ethyl (*E*)-3-hydroxycinnamate and 3.0 ml (37.1 mmol) of pyridine in 50 ml of CH<sub>2</sub>Cl<sub>2</sub> in a 0 °C ice bath under

Ar, 5.0 ml (29.7 mmol) of trifluoromethanesulfonic anhydride was added slowly over a period of 0.5 hour. The reaction mixture was stirred for 4 hours, at which time the reaction was complete. The mixture was warmed to room temperature and extracted with EtOAc. The extract was washed with 10% HCl, 5% NaHCO<sub>3</sub>,  
5 brine, and water, dried (MgSO<sub>4</sub>), filtered, and concentrated. Flash column chromatography (10% EtOAc/hexane) yielded a white solid (7.75 g, 91%): m.p. 46-48 °C; R<sub>f</sub> 0.66 (20% EtOAc/hexane); <sup>1</sup>H NMR (400 MHz, CDCl<sub>3</sub>) δ 1.34 (t, *J* = 7.2 Hz, 3, CH<sub>3</sub>), 4.27 (q, *J* = 7.2 Hz, 2, CH<sub>2</sub>), 6.46 (d, *J* = 16.0 Hz, 1, HC=CCO), 7.28 (dd, *J* = 2.8, 8.0 Hz, 1, ArH), 7.40 (s, 1, ArH), 7.47 (t, *J* = 8.0  
10 Hz, 1, ArH), 7.53 (t, *J* = 7.2 Hz, 1, ArH), 7.64 ppm (d, *J* = 16.0 Hz, 1, C=CHCO).

**Step 3: Ethyl (*E*)-3-[3-(1-adamantyl)-4-benzyloxyphenyl]cinnamate.**

To a stirred suspension of 1.00 g (2.93 mmol) of ethyl (*E*)-3-(trifluoromethanesulfonyloxy)cinnamate, 1.07 g (2.95 mmol) of 3-(1-  
15 adamantyl)-4-benzyloxyphenylboronic acid [<sup>1</sup>H NMR (300 MHz, CDCl<sub>3</sub>) δ 1.77, 2.26 (2 s, 12, AdCH<sub>2</sub>), 2.07 (s, 3, AdCH), 5.21 (s, 2, CH<sub>2</sub>), 7.06 (d, *J* = 8.2 Hz, 1, ArH), 7.3-7.5 (m, 5, ArH), 8.03 (d, *J* = 7.8 Hz, 1, ArH), 8.19 ppm (s, 1, ArH)], 0.35 g (0.30 mmol) of Pd[P(C<sub>6</sub>H<sub>5</sub>)<sub>3</sub>]<sub>4</sub> and 0.30 g (7.1 mmol) of LiCl in 20 ml of DME was added under Ar 3.5 ml of 2.0 M aq. Na<sub>2</sub>CO<sub>3</sub>. The reaction  
20 mixture was heated at reflux (80-85 °C) overnight, at which time the reaction was complete. The mixture was extracted with EtOAc. The extract was washed with brine and water, dried (MgSO<sub>4</sub>), filtered, and concentrated. Flash column chromatography (10% EtOAc/hexane) yielded a white solid (1.40 g, 97%): m.p. 53-55 °C; R<sub>f</sub> 0.60 (20% EtOAc/hexane); <sup>1</sup>H NMR (400 MHz, CDCl<sub>3</sub>) δ 1.74,  
25 2.20 (2 s, 12, AdCH<sub>2</sub>), 2.06 (s, 3, AdCH), 1.35 (t, *J* = 6.8 Hz, 3 CH<sub>3</sub>), 4.27 (q, *J* = 7.6 Hz, 2, CH<sub>2</sub>), 5.17 (s, 2, CH<sub>2</sub>), 6.49 (d, *J* = 15.6 Hz, 1, HC=CCO), 7.01 (d, *J* = 8.8 Hz, 1, ArH), 7.34-7.58 (m, 10, ArH), 7.68 (s, 1, ArH), 7.74 ppm (d, *J* = 15.6 Hz, 1, C=CHCO).

**Step 4: Ethyl (*E*)-3-[3-(1-adamantyl)-4-hydroxyphenyl]cinnamate.**

30 A mixture of 1.35 g (2.74 mmol) of ethyl (*E*)-3-[3-(1-adamantyl)-4-benzyloxyphenyl]cinnamate was stirred in 20 ml of CH<sub>2</sub>Cl<sub>2</sub> at -78°C under Ar while 9.0 ml of 1.0 M BBr<sub>3</sub> in CH<sub>2</sub>Cl<sub>2</sub> was added slowly over a period of 0.5

hour. The reaction mixture was stirred for 2 hours more, at which time the reaction was complete. The mixture was extracted with EtOAc, washed with brine and water, dried (MgSO<sub>4</sub>), filtered, and concentrated. Flash column chromatography (10% EtOAc/hexane) yielded a white solid (0.94g, 85%): m.p.

5 191-193 °C; R<sub>f</sub> 0.52 (20% EtOAc/hexane); <sup>1</sup>H NMR (400 MHz, CDCl<sub>3</sub>) δ 1.80, 2.17 (2 s, 12, AdCH<sub>2</sub>), 2.10 (s, 3, AdCH), 1.35 (t, *J* = 7.2 Hz, 3 CH<sub>3</sub>), 4.27 (q, *J* = 7.6 Hz, 2, CH<sub>2</sub>), 4.86 (s, 1, OH), 6.48 (d, *J* = 16.4 Hz, 1, HC=CCO), 6.73 (d, *J* = 8.4 Hz, 1, ArH), 7.28 (dd, *J* = 8.4, 2.0 Hz, 1, ArH), 7.39-7.46 (m, 3, ArH), 7.66 (s, 1, ArH), 7.74 ppm (d, *J* = 16.4 Hz, 1, C=CHCO).

10 **Step 5: (*E*)-3-[3-(1-Adamantyl)-4-hydroxyphenyl]cinnamic acid.**

To a solution of 0.92 g (2.29 mmol) of ethyl (*E*)-3-[3-(1-adamantyl)-4-hydroxyphenyl]cinnamate in 60 ml of 75% aq. EtOH, 1 pellet of NaOH was added. This mixture was stirred at 80-85 °C for 2 hours, at which time the reaction was complete, then was cooled to room temperature, acidified with 10%

15 HCl, and extracted with EtOAc. The extract was washed with brine and water, dried (MgSO<sub>4</sub>), filtered, and concentrated to afford a off-white solid (0.71 g, 83%): m.p. 253-255 °C; R<sub>f</sub> 0.45 (EtOAc); <sup>1</sup>H NMR (400 MHz, DMSO-d<sub>6</sub>) δ 1.75, 2.14 (2 s, 12, AdCH<sub>2</sub>), 2.06 (s, 3, AdCH), 6.61 (d, *J* = 16.4 Hz, 1, HC=CCO), 6.85 (d, *J* = 8.4 Hz, 1, ArH), 7.36 (d, *J* = 2.8 Hz, 1, ArH), 7.37 (s, 1, ArH), 7.43 (t, *J* = 7.6 Hz, 1, ArH), 7.59 (dd, *J* = 7.6, 1.6 Hz, 2, ArH), 7.67 (d, *J* = 16.4 Hz, 1, C=CHCO), 7.85 (s, 1, ArH), 9.48 (s, 1, OH), 12.41 ppm (s, 1, CO<sub>2</sub>H); MS (FABHR): calcd. for C<sub>25</sub>H<sub>26</sub>O<sub>3</sub>, 374.1882; found, 374.1879.

25 **Example 10: (*E*)-5-[3-(1-Adamantyl)-4-hydroxyphenyl]-2-methoxycinnamic acid.**

**Step 1: Ethyl (*E*)-5-bromo-2-methoxycinnamate.**

To a suspension of 5.36 g (24.9 mmol) of 5-bromo-*o*-anisaldehyde and 12.14 g (87.8 mmol) of K<sub>2</sub>CO<sub>3</sub> in 100 ml of anhydrous THF under Ar, 13.0 ml (65.5 mmol) of triethyl phosphonoacetate was added. The reaction mixture was stirred at room temperature for 4 days at which time the reaction was complete. The mixture was extracted with EtOAc, washed with brine and water, dried (MgSO<sub>4</sub>), filtered, and concentrated. Flash column chromatography (10%

EtOAc/hexane) yielded a white solid (6.80 g, 96%): m.p. 55-56 °C;  $R_f$  0.46. (20% EtOAc/hexane).  $^1\text{H NMR}$  (400 MHz,  $\text{CDCl}_3$ )  $\delta$  1.34 (t,  $J = 7.2$  Hz, 3,  $\text{CH}_3$ ), 3.87 (s, 3,  $\text{OCH}_3$ ), 4.26 (q,  $J = 7.2$  Hz, 2,  $\text{CH}_2$ ), 6.49 (d,  $J = 16.0$  Hz, 1,  $\text{HC}=\text{CCO}$ ), 6.79 (d,  $J = 8.0$  Hz, 1, ArH), 7.42 (dd,  $J = 2.4, 8.8$  Hz, 1, ArH), 7.61 (d,  $J = 2.4$  Hz, 1, ArH), 7.89 ppm (d,  $J = 16.4$  Hz, 1,  $\text{C}=\text{CHCO}$ ).

**Step 2: Ethyl (*E*)-5-[3-(1-adamantyl)-4-benzyloxyphenyl]-2-methoxycinnamate.**

To a stirred suspension of 0.90 g (3.16 mmol) of ethyl (*E*)-5-bromo-2-methoxycinnamate, 1.17 g (3.23 mmol) of 3-(1-adamantyl)-4-benzyloxyphenylboronic acid [ $^1\text{H NMR}$  (300 MHz,  $\text{CDCl}_3$ )  $\delta$  1.77, 2.26 (2 s, 12, Ad $\text{CH}_2$ ), 2.07 (s, 3, AdCH), 5.21 (s, 2,  $\text{CH}_2$ ), 7.06 (d,  $J = 8.2$  Hz, 1, ArH), 7.3-7.5 (m, 5, ArH), 8.03 (d,  $J = 7.8$  Hz, 1, ArH), 8.19 ppm (s, 1, ArH)], 0.35 g (0.30 mmol) of  $\text{Pd}[\text{P}(\text{C}_6\text{H}_5)_3]_4$  and 0.30 g (7.1 mmol) of LiCl in 20 ml of DME was added under Ar 3.5 ml of 2.0 M aq.  $\text{Na}_2\text{CO}_3$ . The reaction mixture was heated at reflux (80-85 °C) overnight, at which time the reaction was complete. The mixture was extracted with EtOAc. The extract was washed with brine and water, dried ( $\text{MgSO}_4$ ), filtered, and concentrated. Flash column chromatography (10% EtOAc/hexane) yielded a white solid (1.44 g, 87%): m.p. 120-122 °C;  $R_f$  0.54 (20% EtOAc/hexane);  $^1\text{H NMR}$  (400 MHz,  $\text{CDCl}_3$ )  $\delta$  1.74, 2.20 (2 s, 12, Ad $\text{CH}_2$ ), 2.07 (s, 3, AdCH), 1.35 (t,  $J = 6.8$  Hz, 3  $\text{CH}_3$ ), 3.92 (s, 3,  $\text{OCH}_3$ ), 4.28 (q,  $J = 7.6$  Hz, 2,  $\text{CH}_2$ ), 5.17 (s, 2,  $\text{CH}_2$ ), 6.60 (d,  $J = 16.4$  Hz, 1,  $\text{HC}=\text{CCO}$ ), 6.96 (d,  $J = 8.8$  Hz, 1, ArH), 7.00 (d,  $J = 8.4$  Hz, 1, ArH), 7.32-7.54 (m, 8, ArH), 7.68 (d,  $J = 2.4$  Hz, 1, ArH), 8.03 ppm (d,  $J = 16.4$  Hz, 1,  $\text{C}=\text{CHCO}$ ).

**Step 3: Ethyl (*E*)-5-[3-(1-adamantyl)-4-hydroxyphenyl]-2-methoxycinnamate.**

A mixture of 1.40 g (2.68 mmol) of ethyl (*E*)-5-[3-(1-adamantyl)-4-benzyloxyphenyl]-2-methoxycinnamate was stirred in 20 ml of  $\text{CH}_2\text{Cl}_2$  at -78 °C under Ar while 9.0 ml of 1.0 M  $\text{BBr}_3$  in  $\text{CH}_2\text{Cl}_2$  was added slowly over a period of 0.5 hour. The reaction mixture was stirred for 2 hours more, at which time the reaction was complete. The mixture was extracted with EtOAc, washed with brine and water, dried ( $\text{MgSO}_4$ ), filtered, and concentrated. Flash column chromatography (20% EtOAc/hexane) yielded a white solid (0.87g, 75%): m.p.

180-182 °C;  $R_f$  0.29 (20% EtOAc/hexane);  $^1\text{H NMR}$  (400 MHz,  $\text{CDCl}_3$ )  $\delta$  1.80, 2.17 (2 s, 12,  $\text{AdCH}_2$ ), 2.11 (s, 3,  $\text{AdCH}$ ), 1.35 (t,  $J = 7.2$  Hz, 3  $\text{CH}_3$ ), 3.92 (s, 3,  $\text{OCH}_3$ ), 4.28 (q,  $J = 8.0$  Hz, 2,  $\text{CH}_2$ ), 4.82 (s, 1, OH), 6.59 (d,  $J = 16.8$  Hz, 1,  $\text{HC=CCO}$ ), 6.71 (d,  $J = 8.0$  Hz, 1, ArH), 6.96 (d,  $J = 9.2$  Hz, 1, ArH), 7.23 (dd,  $J = 8.0, 2.4$  Hz, 1, ArH), 7.38 (d,  $J = 2.4$  Hz, 1, ArH), 7.51 (dd,  $J = 8.4, 2.4$  Hz, 1, ArH), 7.66 (d,  $J = 2.8$  Hz, 1, ArH), 8.03 ppm (d,  $J = 16.4$  Hz, 1,  $\text{C=CHCO}$ ).

**Step 4: (*E*)-5-[3-(1-Adamantyl)-4-hydroxyphenyl]-2-methoxycinnamic acid.**

To a solution of 0.85 g (1.97 mmol) of ethyl (*E*)-5-[3-(1-adamantyl)-4-hydroxyphenyl]-2-methoxycinnamate in 20 ml of 75% aq. EtOH, 1 pellet of NaOH was added. This mixture was stirred at 80-85 °C for 2 hours, at which time the reaction was complete, then was cooled to room temperature, acidified with 10% HCl, and extracted with EtOAc. The extract was washed with brine and water, dried ( $\text{MgSO}_4$ ), filtered, and concentrated to afford a off-white solid (0.71 g, 94%): m.p. 227-229 °C;  $R_f$  0.41 (EtOAc);  $^1\text{H NMR}$  (300 MHz,  $\text{DMSO-}d_6$ )  $\delta$  1.74, 2.13 (2 s, 12,  $\text{AdCH}_2$ ), 2.05 (s, 3,  $\text{AdCH}$ ), 3.85 (s, 3,  $\text{OCH}_3$ ), 6.65 (d,  $J = 15.6$  Hz, 1,  $\text{HC=CCO}$ ), 6.82 (d,  $J = 7.8$  Hz, 1, ArH), 7.11 (d,  $J = 8.7$  Hz, 1, ArH), 7.30 (d,  $J = 7.8$  Hz, 2, ArH), 7.57 (dd,  $J = 8.7, 2.7$  Hz, 1, ArH), 7.81 (d,  $J = 2.7$  Hz, 1, ArH), 7.85 (d,  $J = 15.6$  Hz, 1,  $\text{C=CHCO}$ ), 9.38 (s, 1, OH), 12.40 ppm (s, 1,  $\text{CO}_2\text{H}$ ); MS (FABHR): calcd. for  $\text{C}_{26}\text{H}_{28}\text{O}_4$ , 404.1988; found, 404.1995.

**Example 11: (*E*)-3-[3-(1-Adamantyl)-4-hydroxyphenyl]-4-fluorocinnamic acid.**

**Step 1: Ethyl (*E*)-3-bromo-4-fluorocinnamate**

To a suspension of 5.36 g (26.4 mmol) of 3-bromo-4-fluorobenzaldehyde and 11.82 g (85.5 mmol) of  $\text{K}_2\text{CO}_3$  in 100 ml of anhydrous THF under Ar, 13.0 ml (65.5 mmol) of triethyl phosphonoacetate was added. The reaction mixture was stirred at room temperature for 4 days at which time the reaction was complete. The mixture was extracted with EtOAc, washed with brine and water, dried ( $\text{MgSO}_4$ ), filtered, and concentrated. Flash column chromatography (10% EtOAc/hexane) yielded a white solid (6.49 g, 90%): m.p. 64-65 °C;  $R_f$  0.60 (20% EtOAc/hexane).  $^1\text{H NMR}$  (400 MHz,  $\text{CDCl}_3$ )  $\delta$  1.34 (t,  $J$

= 6.8 Hz, 3, CH<sub>3</sub>), 4.26 (q, *J* = 6.8 Hz, 2, CH<sub>2</sub>), 6.36 (d, *J* = 15.6 Hz, 1, HC=CCO), 7.13 (t, *J* = 8.4 Hz, 1, ArH), 7.44 (m, 1, ArH), 7.57 (d, *J* = 16.0 Hz, 1, C=CHCO), 7.72 ppm (dd, *J* = 8.0, 2.0 Hz, 1, ArH).

**Step 2: Ethyl (*E*)-3-[3-(1-adamantyl)-4-benzyloxyphenyl]-4-fluorocinnamate.**

To a stirred suspension of 0.80 g (2.93 mmol) of ethyl (*E*)-3-bromo-4-fluorocinnamate, 1.07 g (2.95 mmol) of 3-(1-adamantyl)-4-benzyloxyphenylboronic acid [<sup>1</sup>H NMR (300 MHz, CDCl<sub>3</sub>) δ 1.77, 2.26 (2 s, 12, AdCH<sub>2</sub>), 2.07 (s, 3, AdCH), 5.21 (s, 2, CH<sub>2</sub>), 7.06 (d, *J* = 8.2 Hz, 1, ArH), 7.3-7.5 (m, 5, ArH), 8.03 (d, *J* = 7.8 Hz, 1, ArH), 8.19 ppm (s, 1, ArH)], 0.35 g (0.30 mmol) of Pd[P(C<sub>6</sub>H<sub>5</sub>)<sub>3</sub>]<sub>4</sub> and 0.30 g (7.1 mmol) of LiCl in 20 ml of DME was added under Ar 3.5 ml of 2.0 M aq. Na<sub>2</sub>CO<sub>3</sub>. The reaction mixture was heated at reflux (80-85 °C) overnight, at which time the reaction was complete. The mixture was extracted with EtOAc. The extract was washed with brine and water, dried (MgSO<sub>4</sub>), filtered, and concentrated. Flash column chromatography (10% EtOAc/hexane) yielded a oil (1.38 g, 92%): R<sub>f</sub> 0.58 (20% EtOAc/hexane); <sup>1</sup>H NMR (400 MHz, CDCl<sub>3</sub>) δ 1.73, 2.18 (2 s, 12, AdCH<sub>2</sub>), 2.05 (s, 3, AdCH), 1.37 (t, *J* = 6.8 Hz, 3 CH<sub>3</sub>), 4.25 (q, *J* = 6.8 Hz, 2, CH<sub>2</sub>), 5.16 (s, 2, CH<sub>2</sub>), 6.39 (d, *J* = 15.6 Hz, 1, HC=CCO), 7.01 (d, *J* = 8.4 Hz, 1, ArH), 7.13 (t, *J* = 8.0 Hz, 1, ArH), 7.29-7.58 (m, 9, ArH), 7.68 ppm (d, *J* = 16.0 Hz, 1, C=CHCO).

**Step 3: Ethyl (*E*)-3-[3-(1-adamantyl)-4-hydroxyphenyl]-4-fluorocinnamate.**

A mixture of 1.35 g (2.64 mmol) of ethyl (*E*)-3-[3-(1-adamantyl)-4-benzyloxyphenyl]-4-fluorocinnamate was stirred in 20 ml of CH<sub>2</sub>Cl<sub>2</sub> at -78°C under Ar while 9.0 ml of 1.0 M BBr<sub>3</sub> in CH<sub>2</sub>Cl<sub>2</sub> was added slowly over a period of 0.5 hour. The reaction mixture was stirred for 2 hours more, at which time the reaction was complete. The mixture was extracted with EtOAc, washed with brine and water, dried (MgSO<sub>4</sub>), filtered, and concentrated. Flash column chromatography (20% EtOAc/hexane) yielded a white solid (0.45g, 41%): m.p. 180-182 °C; R<sub>f</sub> 0.35 (20% EtOAc/hexane); <sup>1</sup>H NMR (400 MHz, CDCl<sub>3</sub>) δ 1.80, 2.17 (2 s, 12, AdCH<sub>2</sub>), 2.10 (s, 3, AdCH), 1.35 (t, *J* = 8.0 Hz, 3 CH<sub>3</sub>), 4.27 (q, *J* = 7.6 Hz, 2, CH<sub>2</sub>), 4.92 (s, 1, OH), 6.40 (d, *J* = 16.0 Hz, 1, HC=CCO), 6.74 (d, *J* = 8.0 Hz, 1, ArH), 7.14 (dd, *J* = 8.8, 10.2 Hz, 1, ArH), 7.27 (d, *J* = 1.6 Hz, 1,

ArH), 7.38 (s, 1, ArH), 7.44 (m, 1, ArH), 7.56 (dd,  $J = 8.0, 1.6$  Hz, 1, ArH), 7.69 ppm (d,  $J = 16.0$  Hz, 1, C=CHCO).

**Step 4: (*E*)-3-[3-(1-Adamantyl)-4-hydroxyphenyl]-4-fluorocinnamic acid.**

To a solution of 0.43 g (1.02 mmol) of ethyl (*E*)-3-[3-(1-adamantyl)-4-hydroxyphenyl]-4-fluorocinnamate in 20 ml of 75% aq. EtOH, 1 pellet of NaOH was added. This mixture was stirred at 80-85 °C for 2 hours, at which time the reaction was complete, then was cooled to room temperature, acidified with 10% HCl, and extracted with EtOAc. The extract was washed with brine and water, dried (MgSO<sub>4</sub>), filtered, and concentrated to afford a white solid (0.36 g, 90%): m.p. 222-223 °C; R<sub>f</sub> 0.28 (60% EtOAc/hexane); <sup>1</sup>H NMR (400 MHz, DMSO-d<sub>6</sub>) δ 1.72, 2.10 (2 s, 12, AdCH<sub>2</sub>), 2.03 (s, 3, AdCH), 6.55 (d,  $J = 15.6$  Hz, 1, HC=CCO), 6.85 (d,  $J = 8.0$  Hz, 1, ArH), 7.22 (s, 1, ArH), 7.24 (s, 1, ArH), 7.28 (dd,  $J = 8.4, 10.2$  Hz, 1, ArH), 7.63 (d,  $J = 16.0$  Hz, 1, C=CHCO), 7.68 (m, 1, ArH), 7.78 (dd,  $J = 8.0, 2.4$  Hz, 1, ArH), 9.57 (s, 1, OH), 12.39 ppm (s, 1, CO<sub>2</sub>H); MS (FABHR): calcd. for C<sub>25</sub>H<sub>25</sub>FO<sub>3</sub>, 392.1788; found, 392.1793.

**Example 12: (*E*)-5-[3-(1-Adamantyl)-4-hydroxyphenyl]-2-chlorocinnamic acid.**

**Step 1: 5-Bromo-2-chlorobenzaldehyde.**

To a suspension of 5.23 g (23.6 mmol) of 5-bromo-2-chlorobenzyl alcohol in 50 ml of CH<sub>2</sub>Cl<sub>2</sub> at 0 °C, 8.36 g (38.7 mmol) of pyridinium chlorochromate was added. The reaction mixture was stirred at room temperature for 3 hours at which time the reaction was complete. The mixture was filtered, washed with EtOAc, dried (MgSO<sub>4</sub>), filtered, and concentrated. Flash column chromatography (10% EtOAc/hexane) yielded a pale yellow solid (4.62 g, 89%): m.p. 56-58 °C; R<sub>f</sub> 0.73 (20% EtOAc/hexane). <sup>1</sup>H NMR (400 MHz, CDCl<sub>3</sub>) δ 7.34 (d,  $J = 8.4$  Hz, 1, ArH), 7.65 (dd,  $J = 8.4, 2.4$  Hz, 1, ArH), 8.04 (d,  $J = 2.4$  Hz, 1, ArH), 10.41 ppm (s, 1, CHO).

**Step 2: Ethyl (*E*)-5-bromo-2-chlorocinnamate.**

To a suspension of 4.60 g (20.9 mmol) of 5-bromo-2-chlorobenzaldehyde and 11.47 g (82.9 mmol) of K<sub>2</sub>CO<sub>3</sub> in 100 ml of anhydrous THF under Ar, 14.0 ml (70.6 mmol) of triethyl phosphonoacetate was added.

- 5 The reaction mixture was stirred at room temperature for 4 days at which time the reaction was complete. The mixture was extracted with EtOAc, washed with brine and water, dried (MgSO<sub>4</sub>), filtered, and concentrated. Flash column chromatography (10% EtOAc/hexane) yielded a white solid (5.62 g, 93%): m.p. 42-44 °C; R<sub>f</sub> 0.68 (20% EtOAc/hexane). <sup>1</sup>H NMR (400 MHz, CDCl<sub>3</sub>) δ 1.34 (t, *J* = 6.8 Hz, 3, CH<sub>3</sub>), 4.28 (q, *J* = 7.2 Hz, 2, CH<sub>2</sub>), 6.42 (d, *J* = 16.0 Hz, 1, HC=CCO), 7.28 (d, *J* = 8.4 Hz, 1, ArH), 7.42 (dd, *J* = 8.4, 2.4 Hz, 1, ArH), 7.74 (d, *J* = 2.8 Hz, 1, ArH), 7.98 ppm (d, *J* = 16.0 Hz, 1, C=CHCO),.
- 10

**Step 3: Ethyl (*E*)-5-[3-(1-adamantyl)-4-benzyloxyphenyl]-2-chlorocinnamate.**

- 15 To a stirred suspension of 0.86 g (2.97 mmol) of ethyl (*E*)-5-bromo-2-chlorocinnamate, 1.08 g (2.98 mmol) of 3-(1-adamantyl)-4-benzyloxyphenylboronic acid [<sup>1</sup>H NMR (300 MHz, CDCl<sub>3</sub>) δ 1.77, 2.26 (2 s, 12, AdCH<sub>2</sub>), 2.07 (s, 3, AdCH), 5.21 (s, 2, CH<sub>2</sub>), 7.06 (d, *J* = 8.2 Hz, 1, ArH), 7.3-7.5 (m, 5, ArH), 8.03 (d, *J* = 7.8 Hz, 1, ArH), 8.19 ppm (s, 1, ArH)], 0.35 g (0.30 mmol) of Pd[P(C<sub>6</sub>H<sub>5</sub>)<sub>3</sub>]<sub>4</sub> and 0.30 g (7.1 mmol) of LiCl in 20 ml of DME was
- 20 added under Ar 3.5 ml of 2.0 M aq. Na<sub>2</sub>CO<sub>3</sub>. The reaction mixture was heated at reflux (80-85 °C) overnight, at which time the reaction was complete. The mixture was extracted with EtOAc. The extract was washed with brine and water, dried (MgSO<sub>4</sub>), filtered, and concentrated. Flash column chromatography
- 25 (10% EtOAc/hexane) yielded a oil (1.44 g, 92%): R<sub>f</sub> 0.63 (20% EtOAc/hexane); <sup>1</sup>H NMR (400 MHz, CDCl<sub>3</sub>) δ 1.74, 2.20 (2 s, 12, AdCH<sub>2</sub>), 2.07 (s, 3, AdCH), 1.36 (t, *J* = 7.2 Hz, 3 CH<sub>3</sub>), 4.30 (q, *J* = 6.8 Hz, 2, CH<sub>2</sub>), 5.17 (s, 2, CH<sub>2</sub>), 6.50 (d, *J* = 16.0 Hz, 1, HC=CCO), 7.01 (d, *J* = 8.4 Hz, 1, ArH), 7.29-7.52 (m, 9, ArH), 7.76 (d, *J* = 2.4 Hz, 1, ArH), 8.12 ppm (d, *J* = 16.4 Hz, 1, C=CHCO).

**Step 4: Ethyl (*E*)-5-[3-(1-adamantyl)-4-hydroxyphenyl]-2-chlorocinnamate.**

A mixture of 1.40 g (2.66 mmol) of ethyl (*E*)-5-[3-(1-adamantyl)-4-benzyloxyphenyl]-2-chlorocinnamate was stirred in 20 ml of CH<sub>2</sub>Cl<sub>2</sub> at -78 °C under Ar while 9.0 ml of 1.0 M BBr<sub>3</sub> in CH<sub>2</sub>Cl<sub>2</sub> was added slowly over a period  
5 of 0.5 hour. The reaction mixture was stirred for 2 hours more, at which time the reaction was complete. The mixture was extracted with EtOAc, washed with brine and water, dried (MgSO<sub>4</sub>), filtered, and concentrated. Flash column chromatography (20% EtOAc/hexane) yielded a white solid (0.77g, 66%): m.p. 139-141 °C; R<sub>f</sub> 0.35 (20% EtOAc/hexane); <sup>1</sup>H NMR (400 Hz, CDCl<sub>3</sub>) δ 1.80,  
10 2.17 (2 s, 12, AdCH<sub>2</sub>), 2.12 (s, 3, AdCH), 1.36 (t, *J* = 7.6 Hz, 3 CH<sub>3</sub>), 4.30 (q, *J* = 7.6 Hz, 2, CH<sub>2</sub>), 4.91 (s, 1, OH), 6.50 (d, *J* = 16.0 Hz, 1, HC=CCO), 6.73 (d, *J* = 8.0 Hz, 1, ArH), 7.25 (dd, *J* = 8.0, 2.8 Hz, 1, ArH), 7.39 (d, *J* = 2.4 Hz, 1, ArH), 7.43 (d, *J* = 8.0 Hz, 1, ArH), 7.47 (d, *J* = 8.4, 1.6 Hz, 1, ArH), 7.74 (d, *J* = 1.6 Hz, 1, ArH), 8.12 ppm (d, *J* = 16.0 Hz, 1, C=CHCO).

**15 Step 5: (*E*)-5-[3-(1-Adamantyl)-4-hydroxyphenyl]-2-chlorocinnamic acid.**

To a solution of 0.75 g (1.72 mmol) of ethyl (*E*)-5-[3-(1-adamantyl)-4-hydroxyphenyl]-2-chlorocinnamate in 20 ml of 75% aq. EtOH, 1 pellet of NaOH was added. This mixture was stirred at 80-85 °C for 2 hours, at which  
20 time the reaction was complete, then was cooled to room temperature, acidified with 10% HCl, and extracted with EtOAc. The extract was washed with brine and water, dried (MgSO<sub>4</sub>), filtered, and concentrated to afford a white solid (0.54 g, 77%): m.p. 214-215 °C; R<sub>f</sub> 0.44 (60% EtOAc/hexane); <sup>1</sup>H NMR (400 MHz, DMSO-d<sub>6</sub>) δ 1.74, 2.14 (2 s, 12, AdCH<sub>2</sub>), 2.05 (s, 3, AdCH), 6.79 (d, *J* = 16.0 Hz, 1, HC=CCO), 6.86 (d, *J* = 8.0 Hz, 1, ArH), 7.35 (d, *J* = 2.4 Hz, 1, ArH),  
25 7.41 (dd, *J* = 8.0, 2.4 Hz, 1, ArH), 7.54 (d, *J* = 8.0 Hz, 1, ArH), 7.62 (dd, *J* = 8.8, 2.0 Hz, 1, ArH), 7.89 (d, *J* = 16.0 Hz, 1, C=CHCO), 8.02 (d, *J* = 2.4 Hz, 1, ArH), 9.55 (s, 1, OH), 12.67 ppm (s, 1, CO<sub>2</sub>H); MS (FABHR): calcd. for C<sub>25</sub>H<sub>25</sub>ClO<sub>3</sub>, 408.1492; found, 408.1497.

**Example 13: (*E*)-3-[3-(1-Adamantyl)-4-hydroxyphenyl]-4-methoxycinnamic acid.****Step 1: Ethyl (*E*)-3-bromo-4-methoxycinnamate.**

To a suspension of 5.34 g (24.8 mmol) of 3-bromo-*p*-anisaldehyde  
5 and 11.97 g (86.6 mmol) of K<sub>2</sub>CO<sub>3</sub> in 100 ml of anhydrous THF under Ar, 13.0 ml (65.5 mmol) of triethyl phosphonoacetate was added. The reaction mixture was stirred at room temperature for 4 days at which time the reaction was complete. The mixture was extracted with EtOAc, washed with brine and water, dried (MgSO<sub>4</sub>), filtered, and concentrated. Flash column chromatography (20%  
10 EtOAc/hexane) yielded a white solid (5.85 g, 83%): m.p. 69-70 °C; R<sub>f</sub> 0.38 (20% EtOAc/hexane). <sup>1</sup>H NMR (400 MHz, CDCl<sub>3</sub>) δ 1.33 (t, *J* = 7.6 Hz, 3, CH<sub>3</sub>), 3.93 (s, 3, OCH<sub>3</sub>), 4.25 (q, *J* = 7.6 Hz, 2, CH<sub>2</sub>), 6.31 (d, *J* = 16.0 Hz, 1, HC=CCO), 6.90 (d, *J* = 8.8 Hz, 1, ArH), 7.44 (dd, *J* = 2.4, 8.8 Hz, 1, ArH), 7.75 (d, *J* = 2.0 Hz, 1, ArH), 7.57 ppm (d, *J* = 16.0 Hz, 1, C=CHCO).

**15 Step 2: Ethyl (*E*)-3-[3-(1-adamantyl)-4-benzyloxyphenyl]-4-methoxycinnamate.**

To a stirred suspension of 0.90 g (3.16 mmol) of ethyl (*E*)-3-bromo-4-methoxycinnamate, 1.17 g (3.23 mmol) of 3-(1-adamantyl)-4-benzyloxyphenylboronic acid [<sup>1</sup>H NMR (300 MHz, CDCl<sub>3</sub>) δ 1.77, 2.26 (2 s, 12, AdCH<sub>2</sub>),  
20 2.07 (s, 3, AdCH), 5.21 (s, 2, CH<sub>2</sub>), 7.06 (d, *J* = 8.2 Hz, 1, ArH), 7.3-7.5 (m, 5, ArH), 8.03 (d, *J* = 7.8 Hz, 1, ArH), 8.19 ppm (s, 1, ArH)], 0.35 g (0.30 mmol) of Pd[P(C<sub>6</sub>H<sub>5</sub>)<sub>3</sub>]<sub>4</sub> and 0.30 g (7.1 mmol) of LiCl in 20 ml of DME was added under Ar 3.5 ml of 2.0 M aq. Na<sub>2</sub>CO<sub>3</sub>. The reaction mixture was heated at reflux (80-85 °C) overnight, at which time the reaction was complete. The mixture was  
25 extracted with EtOAc. The extract was washed with brine and water, dried (MgSO<sub>4</sub>), filtered, and concentrated. Flash column chromatography (10% EtOAc/hexane) yielded a white solid (1.20 g, 73%): m.p. 143-145 °C; R<sub>f</sub> 0.43 (20% EtOAc/hexane); <sup>1</sup>H NMR (400 MHz, CDCl<sub>3</sub>) δ 1.72, 2.17 (2 s, 12, AdCH<sub>2</sub>), 2.04 (s, 3, AdCH), 1.32 (t, *J* = 7.2 Hz, 3 CH<sub>3</sub>), 3.85 (s, 3, OCH<sub>3</sub>), 4.25  
30 (q, *J* = 7.6 Hz, 2, CH<sub>2</sub>), 5.16 (s, 2, CH<sub>2</sub>), 6.34 (d, *J* = 15.6 Hz, 1, HC=CCO), 6.96 (d, *J* = 8.4 Hz, 1, ArH), 6.98 (d, *J* = 8.4 Hz, 1, ArH), 7.31-7.54 (m, 9, ArH), 7.67 ppm (d, *J* = 16.0 Hz, 1, C=CHCO).

**Step 3: Ethyl (*E*)-3-[3-(1-adamantyl)-4-hydroxyphenyl]-4-methoxycinnamate.**

A mixture of 1.20 g (2.29 mmol) of ethyl (*E*)-3-[3-(1-adamantyl)-4-benzyloxyphenyl]-4-methoxycinnamate was stirred in 20 ml of CH<sub>2</sub>Cl<sub>2</sub> at -78 °C under Ar while 9.0 ml of 1.0 M BBr<sub>3</sub> in CH<sub>2</sub>Cl<sub>2</sub> was added slowly over a period of 0.5 hour. The reaction mixture was stirred for 2 hours more, at which time the reaction was complete. The mixture was extracted with EtOAc, washed with brine and water, dried (MgSO<sub>4</sub>), filtered, and concentrated. Flash column chromatography (20% EtOAc/hexane) yielded a white solid (0.48g, 48%): m.p. 196-198 °C; R<sub>f</sub> 0.23 (20% EtOAc/hexane); <sup>1</sup>H NMR (400 MHz, CDCl<sub>3</sub>) δ 1.78, 2.15 (2 s, 12, AdCH<sub>2</sub>), 2.08 (s, 3, AdCH), 1.33 (t, *J* = 7.6 Hz, 3 CH<sub>3</sub>), 3.85 (s, 3, OCH<sub>3</sub>), 4.25 (q, *J* = 7.6 Hz, 2, CH<sub>2</sub>), 4.84 (s, 1, OH), 6.34 (d, *J* = 15.6 Hz, 1, HC=CCO), 6.69 (d, *J* = 8.0 Hz, 1, ArH), 6.95 (d, *J* = 8.4 Hz, 1, ArH), 7.23 (dd, *J* = 8.0, 1.6 Hz, 1, ArH), 7.34 (d, *J* = 2.8 Hz, 1, ArH), 7.44 (dd, *J* = 8.0, 2.0 Hz, 1, ArH), 7.47 (d, *J* = 2.4 Hz, 1, ArH), 7.67 ppm (d, *J* = 16.0 Hz, 1, C=CHCO).

**Step 4: (*E*)-3-[3-(1-Adamantyl)-4-hydroxyphenyl]-4-methoxycinnamic acid.**

To a solution of 0.45 g (1.04 mmol) of ethyl (*E*)-3-[3-(1-adamantyl)-4-hydroxyphenyl]-4-methoxycinnamate in 20 ml of 75% aq. EtOH, 1 pellet of NaOH was added. This mixture was stirred at 80-85 °C for 2 hours, at which time the reaction was complete, then was cooled to room temperature, acidified with 10% HCl, and extracted with EtOAc. The extract was washed with brine and water, dried (MgSO<sub>4</sub>), filtered, and concentrated to afford a off-white solid (0.37 g, 88%): m.p. 257-258 °C; R<sub>f</sub> 0.39 (EtOAc); <sup>1</sup>H NMR (400 MHz, DMSO-d<sub>6</sub>) δ 1.73, 2.11 (2 s, 12, AdCH<sub>2</sub>), 2.04 (s, 3, AdCH), 3.79 (s, 3, OCH<sub>3</sub>), 6.43 (d, *J* = 15.6 Hz, 1, HC=CCO), 6.78 (d, *J* = 8.4 Hz, 1, ArH), 7.09 (d, *J* = 8.8 Hz, 1, ArH), 7.15 (dd, *J* = 8.0, 2.4 Hz, 1, ArH), 7.18 (d, *J* = 2.4 Hz, 1, ArH), 7.54 (d, *J* = 2.0 Hz, 1, ArH), 7.59 (d, *J* = 16.0 Hz, 1, C=CHCO), 7.62 (dd, *J* = 8.0, 2.4 Hz, 1, ArH), 9.37 (s, 1, OH), 12.21 ppm (s, 1, CO<sub>2</sub>H); MS (FABHR): calcd. for C<sub>26</sub>H<sub>28</sub>O<sub>4</sub>, 404.1988; found, 404.1987.

30

**Example 14: (*E*)-5-[3-(1-Adamantyl)-4-hydroxyphenyl]-3-chloro-6-methoxycinnamic acid.**

**Step 1: 5-Bromo-3-chloro-6-methoxybenzaldehyde.**

To a suspension of 3.13 g (13.3 mmol) of 3-bromo-5-  
5 chlorosalicylaldehyde in 50 ml of acetone at room temperature, 3.0 ml (48.2  
mmol) of methyl iodide was added. The reaction mixture was stirred at room  
temperature for 4 hours at which time the reaction was complete. The mixture  
was filtered, washed with EtOAc, dried (MgSO<sub>4</sub>), filtered, and concentrated.  
Flash column chromatography (10% EtOAc/hexane) yielded a pale white solid  
10 (1.45 g, 44%): m.p. 69-71 °C; R<sub>f</sub> 0.48 (20% EtOAc/hexane). <sup>1</sup>H NMR (400  
MHz, CDCl<sub>3</sub>) δ 3.98 (s, 3, OCH<sub>3</sub>), 7.76 (d, *J* = 2.4 Hz, 1, ArH), 7.78 (d, *J* = 2.4  
Hz, 1, ArH), 10.30 ppm (s, 1, CHO).

**Step 2: Ethyl (*E*)-5-bromo-3-chloro-6-methoxycinnamate.**

To a suspension of 1.40 g (5.61 mmol) of 5-bromo-3-chloro-6-  
15 methoxybenzaldehyde and 6.03 g (43.6 mmol) of K<sub>2</sub>CO<sub>3</sub> in 100 ml of anhydrous  
THF under Ar, 5.0 ml (25.2 mmol) of triethyl phosphonoacetate was added. The  
reaction mixture was stirred at room temperature for 4 days at which time the  
reaction was complete. The mixture was extracted with EtOAc, washed with  
brine and water, dried (MgSO<sub>4</sub>), filtered, and concentrated. Flash column  
20 chromatography (10% EtOAc/hexane) yielded a white solid (1.65 g, 92%): m.p.  
54-55 °C; R<sub>f</sub> 0.42 (10% EtOAc/hexane). <sup>1</sup>H NMR (400 MHz, CDCl<sub>3</sub>) δ 1.35 (t, *J*  
= 7.6 Hz, 3, CH<sub>3</sub>), 3.83 (s, 3, OCH<sub>3</sub>), 4.28 (q, *J* = 7.6 Hz, 2, CH<sub>2</sub>), 6.48 (d, *J* =  
16.0 Hz, 1, HC=CCO), 7.48 (d, *J* = 2.4 Hz, 1, ArH), 7.57 (d, *J* = 2.4 Hz, 1,  
ArH), 7.83 ppm (d, *J* = 16.0 Hz, 1, C=CHCO).

25 **Step 3: Ethyl (*E*)-5-[3-(1-adamantyl)-4-benzyloxyphenyl]-3-chloro-6-  
methoxycinnamate.**

To a stirred suspension of 0.90 g (2.82 mmol) of ethyl (*E*)-5-bromo-  
3-chloro-6-methoxycinnamate, 1.03 g (2.84 mmol) of 3-(1-adamantyl)-4-  
benzyloxyphenylboronic acid [<sup>1</sup>H NMR (300 MHz, CDCl<sub>3</sub>) δ 1.77, 2.26 (2 s, 12,  
30 AdCH<sub>2</sub>), 2.07 (s, 3, AdCH), 5.21 (s, 2, CH<sub>2</sub>), 7.06 (d, *J* = 8.2 Hz, 1, ArH), 7.3-  
7.5 (m, 5, ArH), 8.03 (d, *J* = 7.8 Hz, 1, ArH), 8.19 ppm (s, 1, ArH)], 0.35 g (0.30

mmol) of Pd[P(C<sub>6</sub>H<sub>5</sub>)<sub>3</sub>]<sub>4</sub> and 0.30 g (7.1 mmol) of LiCl in 20 ml of DME was added under Ar 3.5 ml of 2.0 M aq. Na<sub>2</sub>CO<sub>3</sub>. The reaction mixture was heated at reflux (80-85 °C) overnight, at which time the reaction was complete. The mixture was extracted with EtOAc. The extract was washed with brine and  
5 water, dried (MgSO<sub>4</sub>), filtered, and concentrated. Flash column chromatography (10% EtOAc/hexane) yielded a white solid (1.37 g, 87%): m.p. 115-117 °C; R<sub>f</sub> 0.63 (20% EtOAc/hexane); <sup>1</sup>H NMR (400 MHz, CDCl<sub>3</sub>) δ 1.72, 2.16 (2 s, 12, AdCH<sub>2</sub>), 2.04 (s, 3, AdCH), 1.34 (t, *J* = 7.2 Hz, 3 CH<sub>3</sub>), 3.39 (s, 3, OCH<sub>3</sub>), 4.26 (q, *J* = 7.2 Hz, 2, CH<sub>2</sub>), 5.15 (s, 2, CH<sub>2</sub>), 6.48 (d, *J* = 15.6 Hz, 1, HC=CCO),  
10 6.99 (d, *J* = 8.8 Hz, 1, ArH), 7.32-7.54 (m, 9, ArH), 7.96 ppm (d, *J* = 15.6 Hz, 1, C=CHCO).

**Step 4: Ethyl (*E*)-5-[3-(1-adamantyl)-4-hydroxyphenyl]-3-chloro-6-methoxycinnamate.**

A mixture of 1.35 g (2.42 mmol) of ethyl (*E*)-5-[3-(1-adamantyl)-4-benzyloxyphenyl]-3-chloro-6-methoxycinnamate was stirred in 20 ml of CH<sub>2</sub>Cl<sub>2</sub>  
15 at -78 °C under Ar while 9.0 ml of 1.0 M BBr<sub>3</sub> in CH<sub>2</sub>Cl<sub>2</sub> was added slowly over a period of 0.5 hour. The reaction mixture was stirred for 2 hours more, at which time the reaction was complete. The mixture was extracted with EtOAc, washed with brine and water, dried (MgSO<sub>4</sub>), filtered, and concentrated. Flash column  
20 chromatography (20% EtOAc/hexane) yielded a white solid (0.85g, 75%): m.p. 227-229 °C; R<sub>f</sub> 0.50 (20% EtOAc/hexane); <sup>1</sup>H NMR (400 Hz, CDCl<sub>3</sub>) δ 1.78, 2.13 (2 s, 12, AdCH<sub>2</sub>), 2.08 (s, 3, AdCH), 1.33 (t, *J* = 7.6 Hz, 3 CH<sub>3</sub>), 3.38 (s, 3, OCH<sub>3</sub>), 4.26 (q, *J* = 7.6 Hz, 2, CH<sub>2</sub>), 4.91 (s, 1, OH), 6.48 (d, *J* = 15.6 Hz, 1, HC=CCO), 6.70 (d, *J* = 8.0 Hz, 1, ArH), 7.24 (dd, *J* = 8.0, 2.8 Hz, 1, ArH), 7.30  
25 (d, *J* = 2.4 Hz, 1, ArH), 7.41 (d, *J* = 2.4 Hz, 1, ArH), 7.45 (d, *J* = 2.4 Hz, 1, ArH), 7.96 ppm (d, *J* = 16.0 Hz, 1, C=CHCO).

**Step 5: (*E*)-5-[3-(1-Adamantyl)-4-hydroxyphenyl]-3-chloro-6-methoxycinnamic acid.**

To a solution of 0.83 g (1.78 mmol) of ethyl (*E*)-5-[3-(1-adamantyl)-4-hydroxyphenyl]-3-chloro-6-methoxycinnamate in 20 ml of 75% aq. EtOH, 1  
30 pellet of NaOH was added. This mixture was stirred at 80-85 °C for 2 hours, at which time the reaction was complete, then was cooled to room temperature,

acidified with 10% HCl, and extracted with EtOAc. The extract was washed with brine and water, dried (MgSO<sub>4</sub>), filtered, and concentrated to afford a white solid (0.41 g, 53%): m.p. 245-246 °C; R<sub>f</sub> 0.39 (60% EtOAc/hexane); <sup>1</sup>H NMR (400 MHz, DMSO-d<sub>6</sub>) δ 1.72, 2.14 (2 s, 12, AdCH<sub>2</sub>), 2.02 (s, 3, AdCH), 3.84 (s, 3, OCH<sub>3</sub>), 6.65 (d, *J* = 15.6 Hz, 1, HC=CCO), 6.83 (d, *J* = 8.8 Hz, 1, ArH), 7.21 (dd, *J* = 8.0, 2.4 Hz, 1, ArH), 7.30 (d, *J* = 2.8 Hz, 1, ArH), 7.38 (d, *J* = 2.8 Hz, 1, ArH), 7.75 (d, *J* = 16.0 Hz, 1, C=CHCO), 7.79 (d, *J* = 2.4 Hz, 1, ArH), 9.56 (s, 1, OH), 12.54 ppm (s, 1, CO<sub>2</sub>H); MS (FABHR): calcd. for C<sub>26</sub>H<sub>27</sub>ClO<sub>4</sub>, 438.1598; found, 438.1593.

10

**Example 15: (*E*)-5-[3-(1-Adamantyl)-4-hydroxyphenyl]-3-chloro-6-ethoxy-cinnamic acid.**

**Step 1: 5-Bromo-3-chloro-6-ethoxybenzaldehyde.**

To a suspension of 3.02 g (12.8 mmol) of 3-bromo-5-chloro-salicylaldehyde in 50 ml of acetone at room temperature, 3.0 ml (37.5 mmol) of ethyl iodide was added. The reaction mixture was stirred at room temperature for 4 hours at which time the reaction was complete. The mixture was filtered, washed with EtOAc, dried (MgSO<sub>4</sub>), filtered, and concentrated. Flash column chromatography (10% EtOAc/hexane) yielded a white solid (0.77 g, 23%): m.p. 60-62 °C; R<sub>f</sub> 0.58 (20% EtOAc/hexane). <sup>1</sup>H NMR (400 MHz, CDCl<sub>3</sub>) δ 1.50 (t, *J* = 7.6 Hz, 3, CH<sub>3</sub>), 4.14 (q, *J* = 7.6 Hz, 2, CH<sub>2</sub>), 7.76 (d, *J* = 2.4 Hz, 1, ArH), 7.78 (d, *J* = 2.4 Hz, 1, ArH), 10.29 ppm (s, 1, CHO).

20

**Step 2 Ethyl (*E*)-5-bromo-3-chloro-6-ethoxycinnamate.**

To a suspension of 0.75 g (2.85 mmol) of 5-bromo-3-chloro-6-ethoxybenzaldehyde and 3.63 g (26.3 mmol) of K<sub>2</sub>CO<sub>3</sub> in 100 ml of anhydrous THF under Ar, 3.0 ml (15.1 mmol) of triethyl phosphonoacetate was added. The reaction mixture was stirred at room temperature for 4 days at which time the reaction was complete. The mixture was extracted with EtOAc, washed with brine and water, dried (MgSO<sub>4</sub>), filtered, and concentrated. Flash column chromatography (10% EtOAc/hexane) yielded a white solid (0.88 g, 92%): m.p. 43-44 °C; R<sub>f</sub> 0.45 (10% EtOAc/hexane). <sup>1</sup>H NMR (400 MHz, CDCl<sub>3</sub>) δ 1.34 (t, *J*

30

= 7.6 Hz, 3, CH<sub>3</sub>), 1.46 (t, *J* = 7.6 Hz, 3, CH<sub>3</sub>), 3.98 (q, *J* = 7.6 Hz, 2, CH<sub>2</sub>), 4.27 (q, *J* = 7.6 Hz, 2, CH<sub>2</sub>), 6.45 (d, *J* = 16.0 Hz, 1, HC=CCO), 7.48 (d, *J* = 2.4 Hz, 1, ArH), 7.57 (d, *J* = 2.4 Hz, 1, ArH), 7.85 ppm (d, *J* = 16.0 Hz, 1, C=CHCO).

**Step 3 Ethyl (*E*)-5-[3-(1-adamantyl)-4-benzyloxyphenyl]-3-chloro-6-ethoxycinnamate.**

To a stirred suspension of 0.88 g (2.64 mmol) of ethyl (*E*)-5-bromo-3-chloro-6-ethoxycinnamate, 0.96 g (2.65 mmol) of 3-(1-adamantyl)-4-benzyloxyphenylboronic acid [<sup>1</sup>H NMR (300 MHz, CDCl<sub>3</sub>) δ 1.77, 2.26 (2 s, 12, AdCH<sub>2</sub>), 2.07 (s, 3, AdCH), 5.21 (s, 2, CH<sub>2</sub>), 7.06 (d, *J* = 8.2 Hz, 1, ArH), 7.3-7.5 (m, 5, ArH), 8.03 (d, *J* = 7.8 Hz, 1, ArH), 8.19 ppm (s, 1, ArH)], 0.35 g (0.30 mmol) of Pd[P(C<sub>6</sub>H<sub>5</sub>)<sub>3</sub>]<sub>4</sub> and 0.30 g (7.1 mmol) of LiCl in 20 ml of DME was added under Ar 3.5 ml of 2.0 M aq. Na<sub>2</sub>CO<sub>3</sub>. The reaction mixture was heated at reflux (80-85 °C) overnight, at which time the reaction was complete. The mixture was extracted with EtOAc. The extract was washed with brine and water, dried (MgSO<sub>4</sub>), filtered, and concentrated. Flash column chromatography (10% EtOAc/hexane) yielded a oil (1.45 g, 96%): R<sub>f</sub> 0.67 (20% EtOAc/hexane); <sup>1</sup>H NMR (400 MHz, CDCl<sub>3</sub>) δ 1.72, 2.16 (2 s, 12, AdCH<sub>2</sub>), 2.04 (s, 3, AdCH), 1.13 (t, *J* = 7.6 Hz, 3, CH<sub>3</sub>), 1.46 (t, *J* = 7.6 Hz, 3, CH<sub>3</sub>), 3.49 (q, *J* = 7.6 Hz, 2, CH<sub>2</sub>), 4.26 (q, *J* = 7.6 Hz, 2, CH<sub>2</sub>), 5.15 (s, 2, CH<sub>2</sub>), 6.47 (d, *J* = 15.6 Hz, 1, HC=CCO), 6.99 (d, *J* = 8.8 Hz, 1, ArH), 7.30-7.56 (m, 9, ArH), 7.99 ppm (d, *J* = 15.6 Hz, 1, C=CHCO).

**Step 4: Ethyl (*E*)-5-[3-(1-adamantyl)-4-hydroxyphenyl]-3-chloro-6-ethoxycinnamate.**

A mixture of 1.40 g (2.45 mmol) of ethyl (*E*)-5-[3-(1-adamantyl)-4-benzyloxyphenyl]-3-chloro-6-ethoxycinnamate was stirred in 20 ml of CH<sub>2</sub>Cl<sub>2</sub> at -78°C under Ar while 9.0 ml of 1.0 M BBr<sub>3</sub> in CH<sub>2</sub>Cl<sub>2</sub> was added slowly over a period of 0.5 hour. The reaction mixture was stirred for 2 hours more, at which time the reaction was complete. The mixture was extracted with EtOAc, washed with brine and water, dried (MgSO<sub>4</sub>), filtered, and concentrated. Flash column chromatography (20% EtOAc/hexane) yielded a white solid (0.48g, 41%): m.p.

192-194 °C;  $R_f$  0.48 (20% EtOAc/hexane);  $^1\text{H NMR}$  (400 MHz,  $\text{CDCl}_3$ )  $\delta$  1.78, 2.13 (2 s, 12,  $\text{AdCH}_2$ ), 2.08 (s, 3,  $\text{AdCH}$ ), 1.13 (t,  $J = 7.6$  Hz, 3,  $\text{CH}_3$ ), 1.46 (t,  $J = 7.6$  Hz, 3,  $\text{CH}_3$ ), 3.46 (q,  $J = 7.6$  Hz, 2,  $\text{CH}_2$ ), 4.27 (q,  $J = 7.6$  Hz, 2,  $\text{CH}_2$ ), 4.90 (s, 1, OH), 6.45 (d,  $J = 15.6$  Hz, 1,  $\text{HC}=\text{CCO}$ ), 6.70 (d,  $J = 8.0$  Hz, 1, ArH), 7.24 (dd,  $J = 8.0, 2.8$  Hz, 1, ArH), 7.30 (d,  $J = 2.4$  Hz, 1, ArH), 7.41 (d,  $J = 2.4$  Hz, 1, ArH), 7.45 (d,  $J = 2.4$  Hz, 1, ArH), 7.96 ppm (d,  $J = 16.0$  Hz, 1,  $\text{C}=\text{CHCO}$ ).

**Step 5: (*E*)-5-[3-(1-Adamantyl)-4-hydroxyphenyl]-3-chloro-6-ethoxycinnamic acid.**

10 To a solution of 0.46 g (0.96 mmol) of ethyl (*E*)-5-[3-(1-adamantyl)-4-hydroxyphenyl]-3-chloro-6-ethoxycinnamate in 20 ml of 75% aq. EtOH, 1 pellet of NaOH was added. This mixture was stirred at 80-85 °C for 2 hours, at which time the reaction was complete, then was cooled to room temperature, acidified with 10% HCl, and extracted with EtOAc. The extract was washed  
15 with brine and water, dried ( $\text{MgSO}_4$ ), filtered, and concentrated to afford a white solid (0.37 g, 86%): m.p. 201-202 °C;  $R_f$  0.41 (60% EtOAc/hexane);  $^1\text{H NMR}$  (400 MHz,  $\text{DMSO}-d_6$ )  $\delta$  1.72, 2.09 (2 s, 12,  $\text{AdCH}_2$ ), 2.03 (s, 3,  $\text{AdCH}$ ), 1.06 (t,  $J = 7.6$  Hz, 3,  $\text{CH}_3$ ), 3.41 (q,  $J = 7.6$  Hz, 2,  $\text{CH}_2$ ), 6.65 (d,  $J = 15.6$  Hz, 1,  $\text{HC}=\text{CCO}$ ), 6.83 (d,  $J = 8.4$  Hz, 1, ArH), 7.20 (dd,  $J = 8.0, 2.4$  Hz, 1, ArH), 7.35  
20 (d,  $J = 2.4$  Hz, 1, ArH), 7.37 (d,  $J = 2.4$  Hz, 1, ArH), 7.78 (d,  $J = 16.0$  Hz, 1,  $\text{C}=\text{CHCO}$ ), 7.79 (d,  $J = 2.4$  Hz, 1, ArH), 9.56 (s, 1, OH), 12.54 ppm (s, 1,  $\text{CO}_2\text{H}$ ); MS (FABHR): calcd. for  $\text{C}_{27}\text{H}_{29}\text{ClO}_4$ , 452.1754; found, 452.1751.

**Example 16: (*E*)-4-[3-(1-Adamantyl)-4-hydroxyphenyl]-3,5-dichlorocinnamic acid.**

**Step 1: Methyl 3,5-dichloro-4-hydroxybenzate.**

To a suspension of 5.00 g (24.2 mmol) of 3,5-dichloro-4-hydroxybenzoic acid in 50 ml of MeOH was stirred in a 0 °C ice bath under Ar, 5.0 ml (68.5 mmol) of thionyl chloride was added over a period of 20 min. The  
30 reaction mixture was stirred for 1.5 hours more, then warmed to room temperature overnight. The mixture was extracted with EtOAc, washed with

brine, and water, dried ( $\text{MgSO}_4$ ), filtered, and concentrated to afford a white solid (5.26 g, 98% yield): m.p. 117-119 °C;  $R_f$  0.69 (40% EtOAc/hexane);  $^1\text{H}$  NMR (400 MHz,  $\text{CDCl}_3$ )  $\delta$  3.91 (s, 3,  $\text{CH}_3$ ), 6.28 (s, 1, OH), 7.97 ppm (s, 2, ArH).

5 **Step 2: Methyl 3,5-dichloro-4-methoxybenzate.**

To a suspension of 5.20 g (23.5 mmol) of methyl 3,5-dichloro-4-hydroxybenzoic ester in 40 ml of acetone at room temperature, 5.0 ml (80.3 mmol) of methyl iodide was added. The reaction mixture was stirred at room temperature for 4 hours at which time the reaction was complete. The mixture  
10 was filtered, washed with EtOAc, dried ( $\text{MgSO}_4$ ), filtered, and concentrated. Flash column chromatography (10% EtOAc/hexane) yielded a pale-yellow solid (5.46 g, 98%): m.p. 68-70 °C;  $R_f$  0.77 (20% EtOAc/hexane);  $^1\text{H}$  NMR (400 MHz,  $\text{CDCl}_3$ )  $\delta$  3.92 (s, 3,  $\text{CH}_3$ ), 3.96 (s, 3,  $\text{OCH}_3$ ), 7.98 ppm (s, 2, ArH).

**Step 3: 3,5-Dichloro-4-methoxybenzyl alcohol.**

15 To a suspension of 5.40 g (22.9 mmol) of methyl 3,5-dichloro-4-methoxybenzoic ester in 50 ml of THF was stirred in a 0 °C ice bath, 1.30 g (34.2 mmol) of lithium aluminum hydride was added. The reaction mixture was stirred for 4 hours at which time the reaction was complete, then quenched with minimum amount of water and dried ( $\text{MgSO}_4$ ). The mixture was filtered,  
20 extracted with EtOAc, dried ( $\text{MgSO}_4$ ), filtered, and concentrated. Flash column chromatography (10% EtOAc/hexane) yielded a oil (3.61 g, 76%):  $R_f$  0.24 (20% EtOAc/hexane);  $^1\text{H}$  NMR (400 MHz,  $\text{CDCl}_3$ )  $\delta$  3.87 (s, 3,  $\text{OCH}_3$ ), 4.60 (s, 2,  $\text{CH}_2$ ), 7.28 ppm (s, 2, ArH).

**Step 4: 3,5-Dichloro-4-methoxybenzaldehyde.**

25 To a suspension of 3.60 g (17.3 mmol) of 3,5-Dichloro-4-methoxybenzyl alcohol in 40 ml of  $\text{CH}_2\text{Cl}_2$  at 0 °C, 5.00 g (23.1 mmol) of pyridinium chlorochromate was added. The reaction mixture was stirred at room temperature for 3 hours at which time the reaction was complete. The mixture was filtered, washed with EtOAc, dried ( $\text{MgSO}_4$ ), filtered, and concentrated.  
30 Flash column chromatography (20% EtOAc/hexane) yielded a pale yellow solid

(1.39 g, 39%): m.p. 44-46 °C;  $R_f$  0.63 (20% EtOAc/hexane).  $^1\text{H NMR}$  (400 MHz,  $\text{CDCl}_3$ )  $\delta$  3.99 (s, 3,  $\text{OCH}_3$ ), 7.83 (s, 2, ArH), 9.87 ppm (s, 1, CHO).

**Step 5: Ethyl (*E*)-3,5-dichloro-4-methoxycinnamate.**

To a suspension of 1.39 g (6.78 mmol) of 3,5-dichloro-4-methoxybenzaldehyde and 4.56 g (32.9 mmol) of  $\text{K}_2\text{CO}_3$  in 50 ml of anhydrous THF under Ar, 5.0 ml (25.2 mmol) of triethyl phosphonoacetate was added. The reaction mixture was stirred at room temperature for 4 days at which time the reaction was complete. The mixture was extracted with EtOAc, washed with brine and water, dried ( $\text{MgSO}_4$ ), filtered, and concentrated. Flash column chromatography (10% EtOAc/hexane) yielded a white solid (1.70 g, 91%): m.p. 85-87 °C;  $R_f$  0.73 (20% EtOAc/hexane);  $^1\text{H NMR}$  (400 MHz,  $\text{CDCl}_3$ )  $\delta$  1.34 (t,  $J = 7.2$  Hz, 3,  $\text{CH}_3$ ), 3.93 (s, 3,  $\text{OCH}_3$ ), 4.26 (q,  $J = 7.2$  Hz, 2,  $\text{CH}_2$ ), 6.36 (d,  $J = 16.0$  Hz, 1,  $\text{HC}=\text{CCO}$ ), 7.46 (s, 2, ArH), 7.50 ppm (d,  $J = 16.0$  Hz, 1,  $\text{C}=\text{CHCO}$ ).

**Step 6: Ethyl (*E*)-3,5-dichloro-4-hydroxycinnamate.**

A mixture of 1.70 g (6.18 mmol) of ethyl (*E*)-3,5-dichloro-4-methoxycinnamate was stirred in 10 ml of  $\text{CH}_2\text{Cl}_2$  at 0°C under Ar while 9.0 ml of 1.0 M  $\text{BBr}_3$  in  $\text{CH}_2\text{Cl}_2$  was added slowly over a period of 0.5 hour. The reaction mixture was stirred for 4 hours more, at which time the reaction was complete. The mixture was extracted with EtOAc, washed with brine and water, dried ( $\text{MgSO}_4$ ), filtered, and concentrated. Flash column chromatography (20% EtOAc/hexane) yielded a pale-yellow solid (1.29g, 80%): m.p. 64-66 °C;  $R_f$  0.40 (20% EtOAc/hexane);  $^1\text{H NMR}$  (400 MHz,  $\text{CDCl}_3$ )  $\delta$  1.33 (t,  $J = 7.6$  Hz, 3,  $\text{CH}_3$ ), 4.26 (q,  $J = 7.6$  Hz, 2,  $\text{CH}_2$ ), 6.32 (d,  $J = 16.0$  Hz, 1,  $\text{HC}=\text{CCO}$ ), 7.45 (s, 2, ArH), 7.49 ppm (d,  $J = 16.0$  Hz, 1,  $\text{C}=\text{CHCO}$ ).

**Step 7: Ethyl (*E*)-3,5-dichloro-4-(trifluoromethanesulfonyloxy)cinnamate.**

To a solution of 1.25 g (4.78 mmol) of ethyl (*E*)-3,5-dichloro-4-hydroxycinnamate and 2.0 ml (24.8 mmol) of pyridine in 50 ml of  $\text{CH}_2\text{Cl}_2$  in a 0 °C ice bath under Ar, 2.0 ml (11.8 mmol) of trifluoromethanesulfonic anhydride was added slowly over a period of 0.5 hour. The reaction mixture was stirred for 4 hours, at which time the reaction was complete. The mixture was warmed to

room temperature and extracted with EtOAc. The extract was washed with 10% HCl, 5% NaHCO<sub>3</sub>, brine, and water, dried (MgSO<sub>4</sub>), filtered, and concentrated to afford a white solid (1.78 g, 95% yield): m.p. 88-89 °C; R<sub>f</sub> 0.54 (20% EtOAc/hexane); <sup>1</sup>H NMR (400 MHz, CDCl<sub>3</sub>) δ 1.33 (t, *J* = 8.0 Hz, 3, CH<sub>3</sub>), 4.27 (q, *J* = 7.6 Hz, 2, CH<sub>2</sub>), 6.44 (d, *J* = 16.0 Hz, 1, HC=CCO), 7.51 (d, *J* = 16.0 Hz, 1, C=CHCO), 7.55 ppm (s, 2, ArH).

**Step 8: Ethyl (*E*)-4-[3-(1-adamantyl)-4-benzyloxyphenyl]-3,5-dichlorocinnamate.**

To a stirred suspension of 1.00 g (2.54 mmol) of ethyl (*E*)-3,5-dichloro-4-(trifluoromethanesulfonyloxy)cinnamate, 0.95 g (2.62 mmol) of 3-(1-adamantyl)-4-benzyloxyphenylboronic acid [<sup>1</sup>H NMR (300 MHz, CDCl<sub>3</sub>) δ 1.77, 2.26 (2 s, 12, AdCH<sub>2</sub>), 2.07 (s, 3, AdCH), 5.21 (s, 2, CH<sub>2</sub>), 7.06 (d, *J* = 8.2 Hz, 1, ArH), 7.3-7.5 (m, 5, ArH), 8.03 (d, *J* = 7.8 Hz, 1, ArH), 8.19 ppm (s, 1, ArH)], 0.32 g (0.28 mmol) of Pd[P(C<sub>6</sub>H<sub>5</sub>)<sub>3</sub>]<sub>4</sub> and 0.26 g (6.1 mmol) of LiCl in 20 ml of DME was added under Ar 1.4 ml of 2.0 M aq. Na<sub>2</sub>CO<sub>3</sub>. The reaction mixture was heated at reflux (80-85 °C) overnight, at which time the reaction was complete. The mixture was extracted with EtOAc. The extract was washed with brine and water, dried (MgSO<sub>4</sub>), filtered, and concentrated. Flash column chromatography (10% EtOAc/hexane) yielded a white solid (0.43g, 30%): m.p. 154-156 °C; R<sub>f</sub> 0.61 (20% EtOAc/hexane); <sup>1</sup>H NMR (400 MHz, CDCl<sub>3</sub>) δ 1.73, 2.14 (2 s, 12, AdCH<sub>2</sub>), 2.02 (s, 3, AdCH), 1.34 (t, *J* = 7.6 Hz, 3 CH<sub>3</sub>), 4.276 (q, *J* = 7.6 Hz, 2, CH<sub>2</sub>), 5.11 (s, 2, CH<sub>2</sub>), 6.45 (d, *J* = 15.9 Hz, 1, HC=CCO), 6.97 (d, *J* = 8.0 Hz, 1, ArH), 7.3-7.5 (m, 9, ArH), 7.56 ppm (d, *J* = 15.4 Hz, 1, C=CHCO).

**Step 9: Ethyl (*E*)-4-[3-(1-adamantyl)-4-hydroxyphenyl]-3,5-dichlorocinnamate.**

A mixture of 0.40 g (0.71 mmol) of ethyl (*E*)-4-[3-(1-adamantyl)-4-benzyloxyphenyl]-3,5-dichlorocinnamate was stirred in 10 ml of CH<sub>2</sub>Cl<sub>2</sub> at -78°C under Ar while 3.0 ml of 1.0 M BBr<sub>3</sub> in CH<sub>2</sub>Cl<sub>2</sub> was added slowly over a period of 0.5 hour. The reaction mixture was stirred for 2 hours more, at which time the reaction was complete. The mixture was extracted with EtOAc, washed with brine and water, dried (MgSO<sub>4</sub>), filtered, and concentrated. Flash column

chromatography (20% EtOAc/hexane) yielded a pale-yellow solid (0.23g, 68%):  
m.p. 215-217 °C;  $R_f$  0.42 (20% EtOAc/hexane);  $^1\text{H NMR}$  (400 MHz,  $\text{CDCl}_3$ )  $\delta$   
1.78, 2.14 (2 s, 12, AdCH<sub>2</sub>), 2.09 (s, 3, AdCH), 1.33 (t,  $J = 7.6$  Hz, 3, CH<sub>3</sub>), 4.26  
5 (q,  $J = 7.6$  Hz, 2, CH<sub>2</sub>), 4.91 (s, 1, OH), 6.47 (d,  $J = 15.6$  Hz, 1, HC=CCO), 6.70  
(d,  $J = 8.0$  Hz, 1, ArH), 7.21 (dd,  $J = 8.0, 2.4$  Hz, 1, ArH), 7.31 (d,  $J = 2.4$  Hz,  
1, ArH), 7.46 (s, 2, ArH), 7.99 ppm (d,  $J = 15.6$  Hz, 1, C=CHCO).

**Step 10: (*E*)-4-[3-(1-Adamantyl)-4-hydroxyphenyl]-3,5-dichlorocinnamic acid.**

To a solution of 0.21 g (0.45 mmol) of ethyl (*E*)-4-[3-(1-adamantyl)-  
10 4-hydroxyphenyl]-3,5-dichlorocinnamate in 40 ml of 75% aq. EtOH, 1 pellet of  
NaOH was added. This mixture was stirred at 80-85 °C for 2 hours, at which  
time the reaction was complete, then was cooled to room temperature, acidified  
with 10% HCl, and extracted with EtOAc. The extract was washed with brine  
and water, dried ( $\text{MgSO}_4$ ), filtered, and concentrated to afford a brown solid  
15 (0.08g, 40%): m.p. 224-225 °C;  $R_f$  0.29 (60% EtOAc/hexane);  $^1\text{H NMR}$  (400  
MHz,  $\text{DMSO}-d_6$ )  $\delta$  1.71, 2.06 (2 s, 12, AdCH<sub>2</sub>), 2.01 (s, 3, AdCH), 6.71 (d,  $J =$   
16.4 Hz, 1, HC=CCO), 6.83 (d,  $J = 8.4$  Hz, 1, ArH), 6.90 (s, 1, ArH), 6.91 (d,  $J =$   
2.4 Hz, 1, ArH), 7.55 (d,  $J = 16.4$  Hz, 1, C=CHCO), 7.92 (s, 2, ArH), 9.57 (s,  
1, OH), 12.58 ppm (s, 1, CO<sub>2</sub>H); MS (EIHR): calcd. for  $\text{C}_{25}\text{H}_{24}\text{Cl}_2\text{O}_3$ , 442.1102;  
20 found, 442.1096.

**Example 17: 7-[3-(1-Adamantyl)-4-hydroxyphenyl]coumarin-3-carboxylic acid.**

**Step 1: Ethyl 7-hydroxycoumarin-3-carboxylate.**

25 To a solution of 1.00 g (3.62 mmol) of ethyl 7-acetoxycoumarin-3-  
carboxylate in 30 ml of EtOH was added 3.00 g (21.7 mmol) of  $\text{K}_2\text{CO}_3$ . This  
mixture was stirred at room temperature for 4 hours, at which time the reaction  
was complete. The mixture was extracted with EtOAc, and the extract was  
washed with 10% HCl, brine, and water, dried ( $\text{MgSO}_4$ ), filtered and  
30 concentrated to afford a pale-yellow solid (0.80 g, 94% yield): m.p. 162-164 °C;  
 $R_f$  0.43 (60% EtOAc/hexane);  $^1\text{H NMR}$  (400 MHz,  $\text{CDCl}_3$ )  $\delta$  1.40 (t,  $J = 6.8$  Hz,

3, CH<sub>3</sub>), 4.49 (q, *J* = 6.8 Hz, 2, CH<sub>2</sub>), 6.28 (s, 1, OH), 6.85 (dd, *J* = 8.0, 2.4 Hz, 1, ArH), 6.86 (s, 1, ArH), 7.49 (d, *J* = 8.0 Hz, 1, ArH), 8.51 ppm (s, 1, ArH).

**Step 2: Ethyl 7-(trifluoromethanesulfonyloxy)coumarin-3-carboxylate.**

To a solution of 0.80 g (3.42 mmol) of ethyl 7-hydroxycoumarin-3-carboxylate and 1.5 ml (18.5 mmol) of pyridine in 30 ml of CH<sub>2</sub>Cl<sub>2</sub> in a 0 °C ice bath under Ar, 1.5 ml (8.9 mmol) of trifluoromethanesulfonic anhydride was added slowly over a period of 0.5 hour. The reaction mixture was stirred for 4 hours, at which time the reaction was complete. The mixture was warmed to room temperature and extracted with EtOAc. The extract was washed with 10% HCl, 5% NaHCO<sub>3</sub>, brine, and water, dried (MgSO<sub>4</sub>), filtered, and concentrated to afford a pale-yellow solid (1.20 g, 97% yield): m.p. 155-157 °C; R<sub>f</sub> 0.66 (60% EtOAc/hexane); <sup>1</sup>H NMR (400 MHz, CDCl<sub>3</sub>) δ 1.41 (t, *J* = 6.8 Hz, 3, CH<sub>3</sub>), 4.42 (q, *J* = 6.8 Hz, 2, CH<sub>2</sub>), 7.25 (s, 1, ArH), 7.28 (dd, *J* = 8.0, 2.4 Hz, 1, ArH), 7.70 (d, *J* = 8.0 Hz, 1, ArH), 8.50 ppm (s, 1, ArH).

**Step 3: Ethyl 7-[3-(1-adamantyl)-4-benzyloxyphenyl]coumarin-3-carboxylate.**

To a stirred suspension of 0.84 g (2.31 mmol) of 7-(trifluoromethanesulfonyloxy)coumarin-3-carboxylate, 0.85 g (2.35 mmol) of 3-(1-adamantyl)-4-benzyloxyphenylboronic acid [<sup>1</sup>H NMR (300 MHz, CDCl<sub>3</sub>) δ 1.77, 2.26 (2 s, 12, AdCH<sub>2</sub>), 2.07 (s, 3, AdCH), 5.21 (s, 2, CH<sub>2</sub>), 7.06 (d, *J* = 8.2 Hz, 1, ArH), 7.3-7.5 (m, 5, ArH), 8.03 (d, *J* = 7.8 Hz, 1, ArH), 8.19 ppm (s, 1, ArH)], 0.32 g (0.28 mmol) of Pd[P(C<sub>6</sub>H<sub>5</sub>)<sub>3</sub>]<sub>4</sub> and 0.26 g (6.1 mmol) of LiCl in 20 ml of DME was added under Ar 2.8 ml of 2.0 M aq. Na<sub>2</sub>CO<sub>3</sub>. The reaction mixture was heated at reflux (80-85 °C) overnight, at which time the reaction was complete. The mixture was extracted with EtOAc. The extract was washed with brine and water, dried (MgSO<sub>4</sub>), filtered, and concentrated. Flash column chromatography (20% EtOAc/hexane) yielded a yellow solid (0.62 g, 50%): m.p. 161-163 °C; R<sub>f</sub> 0.64 (20% EtOAc/hexane); <sup>1</sup>H NMR (400 MHz, CDCl<sub>3</sub>) δ 1.75, 2.19 (2 s, 12, AdCH<sub>2</sub>), 2.07 (s, 3, AdCH), 1.41 (t, *J* = 7.6 Hz, 3 CH<sub>3</sub>), 4.41 (q, *J* = 7.6 Hz, 2, CH<sub>2</sub>), 5.18 (s, 2, CH<sub>2</sub>), 7.01 (d, *J* = 7.6 Hz, 1, ArH), 7.3-7.5 (m, 9, ArH), 7.61 (d, *J* = 7.6 Hz, 1, ArH), 8.55 ppm (s, 1, ArH).

**Step 4: Ethyl 7-[3-(1-adamantyl)-4-hydroxyphenyl]coumarin-3-**

**carboxylate.**

A mixture of 0.60 g (1.12 mmol) of ethyl 7-[3-(1-adamantyl)-4-benzyloxyphenyl]coumarin-3-carboxylate was stirred in 30 ml of CH<sub>2</sub>Cl<sub>2</sub> at –78 °C under Ar, and 3.0 ml of 1.0 M BBr<sub>3</sub> in CH<sub>2</sub>Cl<sub>2</sub> was added slowly over a period of 0.5 hour. The reaction mixture was stirred for 2 hours more, at which time the reaction was complete. The mixture was extracted with EtOAc, washed with brine and water, dried (MgSO<sub>4</sub>), filtered, and concentrated. Flash column chromatography (20% EtOAc/hexane) yielded a yellow solid (0.22g, 40%): m.p. 278-280 °C; R<sub>f</sub> 0.50 (40% EtOAc/hexane); <sup>1</sup>H NMR (400 MHz, CDCl<sub>3</sub>) δ 1.80, 2.17 (2 s, 12, AdCH<sub>2</sub>), 2.12 (s, 3, AdCH), 1.43 (t, *J* = 7.6 Hz, 3 CH<sub>3</sub>), 4.43 (q, *J* = 7.6 Hz, 2, CH<sub>2</sub>), 5.02 (s, 1, OH), 6.77 (d, *J* = 8.4 Hz, 1, ArH), 7.37 (dd, *J* = 8.0, 2.4 Hz, 1, ArH), 7.52 (d, *J* = 2.4 Hz, 1, ArH), 7.53 (s, 1, ArH), 7.55 (d, *J* = 2.4 Hz, 1, ArH), 7.61 (d, *J* = 8.4 Hz, 1, ArH), 8.56 ppm (s, 1, ArH).

**Step 5: 7-[3-(1-Adamantyl)-4-hydroxyphenyl]coumarin-3-carboxylic acid.**

To a solution of 0.20 g (0.45 mmol) of ethyl 7-[3-(1-adamantyl)-4-hydroxyphenyl]coumarin-3-carboxylate in 40 ml of 75% aq. EtOH, 1 pellet of NaOH was added. This mixture was stirred at 80-85 °C for 2 hours, at which time the reaction was complete, then was cooled to room temperature, acidified with 10% HCl, and extracted with EtOAc. The extract was washed with brine and water, dried (MgSO<sub>4</sub>), filtered, and concentrated to afford a yellow solid (0.78g, 97%): m.p. >320 °C; R<sub>f</sub> 0.10 (EtOAc); <sup>1</sup>H NMR (400 MHz, DMSO-d<sub>6</sub>) δ 1.74, 2.14 (2 s, 12, AdCH<sub>2</sub>), 2.05 (s, 3, AdCH), 6.87 (d, *J* = 8.0 Hz, 1, ArH), 7.41 (s, 1, ArH), 7.42 (dd, *J* = 8.0, 2.4 Hz, 1, ArH), 7.49 (s, 1, ArH), 7.51 (d, *J* = 8.4 Hz, 1, ArH), 7.68 (d, *J* = 8.0 Hz, 1, ArH), 7.94 (s, 1, ArH), 9.68 (s, 1, OH), 12.61 ppm (s, 1, CO<sub>2</sub>H); MS (FABHR): calcd. for C<sub>26</sub>H<sub>24</sub>O<sub>5</sub>, 417.1702; found, 417.1703.

**Example 18: (*E*)-4-[3-(1-Adamantyl)-4-hydroxyphenyl]-3-bromocinnamic acid.****Step 1: Ethyl (*E*)-3-bromo-4-methoxycinnamate.**

To a suspension of 5.34 g (24.8 mmol) of 3-bromo-*p*-anisaldehyde and 11.97 g (86.6 mmol) of K<sub>2</sub>CO<sub>3</sub> in 100 ml of anhydrous THF under Ar, 13.0 ml (65.5 mmol) of triethyl phosphonoacetate was added. The reaction mixture was stirred at room temperature for 4 days at which time the reaction was complete. The mixture was extracted with EtOAc, washed with brine and water, dried (MgSO<sub>4</sub>), filtered, and concentrated. Flash column chromatography (20% EtOAc/hexane) yielded a white solid (5.85 g, 83%): m.p. 69-70 °C; R<sub>f</sub> 0.38 (20% EtOAc/hexane). <sup>1</sup>H NMR (400 MHz, CDCl<sub>3</sub>) δ 1.33 (t, *J* = 7.6 Hz, 3, CH<sub>3</sub>), 3.93 (s, 3, OCH<sub>3</sub>), 4.25 (q, *J* = 7.6 Hz, 2, CH<sub>2</sub>), 6.31 (d, *J* = 16.0 Hz, 1, HC=CCO), 6.90 (d, *J* = 8.8 Hz, 1, ArH), 7.44 (dd, *J* = 2.4, 8.8 Hz, 1, ArH), 7.75 (d, *J* = 2.0 Hz, 1, ArH), 7.57 ppm (d, *J* = 16.0 Hz, 1, C=CHCO).

**Step 2: Ethyl (*E*)-3-bromo-4-hydroxycinnamate.**

A mixture of 2.61 g (9.15 mmol) of ethyl (*E*)-3-bromo-4-methoxycinnamate was stirred in 10 ml of CH<sub>2</sub>Cl<sub>2</sub> at 0 °C under Ar while 15.0 ml of 1.0 M BBr<sub>3</sub> in CH<sub>2</sub>Cl<sub>2</sub> was added slowly over a period of 0.5 hour. The reaction mixture was stirred for 2 hours more, at which time the reaction was complete. The mixture was extracted with EtOAc, washed with brine and water, dried (MgSO<sub>4</sub>), filtered, and concentrated. Flash column chromatography (20% EtOAc/hexane) yielded a pale-yellow solid (1.58 g, 63%): m.p. 101-103 °C; R<sub>f</sub> 0.25 (20% EtOAc/hexane); <sup>1</sup>H NMR (400 MHz, CDCl<sub>3</sub>) δ 1.33 (t, *J* = 7.6 Hz, 3, CH<sub>3</sub>), 4.25 (q, *J* = 7.6 Hz, 2, CH<sub>2</sub>), 5.72 (s, 1, OH), 6.31 (d, *J* = 16.4 Hz, 1, HC=CCO), 7.02 (d, *J* = 8.8 Hz, 1, ArH), 7.40 (dd, *J* = 2.4, 8.8 Hz, 1, ArH), 7.55 (d, *J* = 16.0 Hz, 1, C=CHCO), 7.65 ppm (d, *J* = 2.0 Hz, 1, ArH).

**Step 3: Ethyl (*E*)-3-bromo-4-(trifluoromethanesulfonyloxy)cinnamate.**

To a solution of 1.55 g (5.71 mmol) of ethyl (*E*)-3-bromo-4-hydroxycinnamate and 1.0 ml (12.4 mmol) of pyridine in 50 ml of CH<sub>2</sub>Cl<sub>2</sub> in a 0 °C ice bath under Ar, 1.60 ml (9.72 mmol) of trifluoromethanesulfonic anhydride was added slowly over a period of 0.5 hour. The reaction mixture was

stirred for 4 hours, at which time the reaction was complete. The mixture was warmed to room temperature and extracted with EtOAc. The extract was washed with 10% HCl, 5% NaHCO<sub>3</sub>, brine, and water, dried (MgSO<sub>4</sub>), filtered, and concentrated to afford a white solid (2.19 g, 95% yield): m.p. 77-79 °C; R<sub>f</sub> 0.49  
5 (20% EtOAc/hexane); <sup>1</sup>H NMR (400 MHz, CDCl<sub>3</sub>) δ 1.34 (t, *J* = 7.6 Hz, 3, CH<sub>3</sub>), 4.28 (q, *J* = 7.6 Hz, 2, CH<sub>2</sub>), 6.44 (d, *J* = 16.4 Hz, 1, HC=CCO), 7.37 (d, *J* = 8.4 Hz, 1, ArH), 7.52 (dd, *J* = 2.4, 8.4 Hz, 1, ArH), 7.57 (d, *J* = 16.4 Hz, 1, C=CHCO), 7.83 ppm (d, *J* = 2.4 Hz, 1, ArH).

**Step 4: Ethyl (*E*)-4-[3-(1-adamantyl)-4-benzyloxyphenyl]-3-bromocinnamate.**  
10

To a stirred suspension of 1.10 g (2.73 mmol) of ethyl (*E*)-3-bromo-4-(trifluoromethanesulfonyloxy)cinnamate, 1.00 g (2.76 mmol) of 3-(1-adamantyl)-4-benzyloxyphenylboronic acid [<sup>1</sup>H NMR (300 MHz, CDCl<sub>3</sub>) δ 1.77, 2.26 (2 s, 12, AdCH<sub>2</sub>), 2.07 (s, 3, AdCH), 5.21 (s, 2, CH<sub>2</sub>), 7.06 (d, *J* = 8.2  
15 Hz, 1, ArH), 7.3-7.5 (m, 5, ArH), 8.03 (d, *J* = 7.8 Hz, 1, ArH), 8.19 ppm (s, 1, ArH)], 0.32 g (0.28 mmol) of Pd[P(C<sub>6</sub>H<sub>5</sub>)<sub>3</sub>]<sub>4</sub> and 0.26 g (6.1 mmol) of LiCl in 20 ml of DME was added under Ar 3 ml of 2.0 M aq. Na<sub>2</sub>CO<sub>3</sub>. The reaction mixture was heated at reflux (80-85 °C) overnight, at which time the reaction was complete. The mixture was extracted with EtOAc. The extract was washed with  
20 brine and water, dried (MgSO<sub>4</sub>), filtered, and concentrated. Flash column chromatography (10% EtOAc/hexane) yielded a yellow solid (0.33 g, 21%): m.p. 141-143 °C; R<sub>f</sub> 0.58 (20% EtOAc/hexane); <sup>1</sup>H NMR (400 MHz, CDCl<sub>3</sub>) δ 1.73, 2.16 (2 s, 12, AdCH<sub>2</sub>), 2.04 (s, 3, AdCH), 1.34 (t, *J* = 7.6 Hz, 3 CH<sub>3</sub>), 4.27 (q, *J* = 7.6 Hz, 2, CH<sub>2</sub>), 5.17 (s, 2, CH<sub>2</sub>), 6.46 (d, *J* = 16.0 Hz, 1, HC=CCO),  
25 6.95 (d, *J* = 8.4 Hz, 1, ArH), 7.13 (dd, *J* = 8.0, 2.0 Hz, 1, ArH), 7.29 (d, *J* = 2.8 Hz, 1, ArH), 7.3-7.5 (m, 7, ArH), 7.68 (d, *J* = 16.0 Hz, 1, C=CHCO), 7.82 ppm (d, *J* = 2.0 Hz, 1, ArH).

**Step 5: Ethyl (*E*)-4-[3-(1-adamantyl)-4-hydroxyphenyl]-3-bromocinnamate.**

A mixture of 0.30 g (0.52 mmol) of ethyl (*E*)-4-[3-(1-adamantyl)-4-benzyloxyphenyl]-3-bromocinnamate was stirred in 10 ml of CH<sub>2</sub>Cl<sub>2</sub> at -78°C  
30 under Ar while 3.0 ml of 1.0 M BBr<sub>3</sub> in CH<sub>2</sub>Cl<sub>2</sub> was added slowly over a period of 0.5 hour. The reaction mixture was stirred for 2 hours more, at which time the

reaction was complete. The mixture was extracted with EtOAc, washed with brine and water, dried (MgSO<sub>4</sub>), filtered, and concentrated. Flash column chromatography (20% EtOAc/hexane) yielded a pale-yellow solid (0.16g, 63%): m.p. 210-212 °C; R<sub>f</sub> 0.35 (20% EtOAc/hexane); <sup>1</sup>H NMR (300 MHz, CDCl<sub>3</sub>) δ

5 1.78, 2.15 (2 s, 12, AdCH<sub>2</sub>), 2.09 (s, 3, AdCH), 1.34 (t, *J* = 7.6 Hz, 3 CH<sub>3</sub>), 4.27 (q, *J* = 7.6 Hz, 2, CH<sub>2</sub>), 4.87 (s, 1, OH), 6.45 (d, *J* = 16.0 Hz, 1, HC=CCO), 6.71 (d, *J* = 8.4 Hz, 1, ArH), 7.14 (dd, *J* = 8.4, 2.4 Hz, 1, ArH), 7.29 (d, *J* = 2.4 Hz, 1, ArH), 7.34 (d, *J* = 8.0 Hz, 1, ArH), 7.47 (dd, *J* = 8.4, 2.4 Hz, 1, ArH), 7.63 (d, *J* = 16.0 Hz, 1, C=CHCO), 7.82 ppm (d, *J* = 1.6 Hz, 1, ArH).

10 **Step 6: (*E*)-4-[3-(1-Adamantyl)-4-hydroxyphenyl]-3-bromocinnamic acid.**

To a solution of 0.15 g (0.31 mmol) of ethyl (*E*)-4-[3-(1-adamantyl)-4-hydroxyphenyl]-3-bromocinnamate in 40 ml of 75% aq. EtOH, 1 pellet of NaOH was added. This mixture was stirred at 80-85 °C for 2 hours, at which time the reaction was complete, then was cooled to room temperature, acidified

15 with 10% HCl, and extracted with EtOAc. The extract was washed with brine and water, dried (MgSO<sub>4</sub>), filtered, and concentrated to afford a pale-brown solid (0.02 g, 14%): m.p. 250-252 °C; R<sub>f</sub> 0.38 (EtOAc); <sup>1</sup>H NMR (400 MHz, DMSO-d<sub>6</sub>) δ 1.73, 2.09 (2 s, 12, AdCH<sub>2</sub>), 2.03 (s, 3, AdCH), 6.60 (d, *J* = 16.0 Hz, 1, HC=CCO), 6.84 (dd, *J* = 8.0, 2.4 Hz, 1, ArH), 7.10 (dd, *J* = 8.0, 1.6 Hz, 1, ArH), 7.15 (d, *J* = 2.0 Hz, 1, ArH), 7.37 (d, *J* = 8.0 Hz, 1, ArH), 7.58 (d, *J* =

20 16.0 Hz, 1, C=CHCO), 7.73 (dd, *J* = 8.0, 2.0 Hz, 1, ArH), 8.03 (s, 1, ArH), 9.56 (s, 1, OH), 12.47 ppm (s, 1, CO<sub>2</sub>H); MS (EIHR): calcd. for C<sub>25</sub>H<sub>25</sub>BrO<sub>3</sub>, 452.0987; found, 452.0988.

25 **Example 19: (*E*)-3-[3-(1-Adamantyl)-4-hydroxyphenyl]-4-hydroxycinnamic acid.**

**Step 1: Ethyl (*E*)-3-bromo-4-methoxycinnamate.**

To a suspension of 5.34 g (24.8 mmol) of 3-bromo-*p*-anisaldehyde and 11.97 g (86.6 mmol) of K<sub>2</sub>CO<sub>3</sub> in 100 ml of anhydrous THF under Ar, 13.0

30 ml (65.5 mmol) of triethyl phosphonoacetate was added. The reaction mixture was stirred at room temperature for 4 days at which time the reaction was

complete. The mixture was extracted with EtOAc, washed with brine and water, dried (MgSO<sub>4</sub>), filtered, and concentrated. Flash column chromatography (20% EtOAc/hexane) yielded a white solid (5.85 g, 83%): m.p. 69-70 °C; R<sub>f</sub> 0.38 (20% EtOAc/hexane). <sup>1</sup>H NMR (400 MHz, CDCl<sub>3</sub>) δ 1.33 (t, *J* = 7.6 Hz, 3, CH<sub>3</sub>), 3.93 (s, 3, OCH<sub>3</sub>), 4.25 (q, *J* = 7.6 Hz, 2, CH<sub>2</sub>), 6.31 (d, *J* = 16.0 Hz, 1, HC=CCO), 6.90 (d, *J* = 8.8 Hz, 1, ArH), 7.44 (dd, *J* = 2.4, 8.8 Hz, 1, ArH), 7.75 (d, *J* = 2.0 Hz, 1, ArH), 7.57 ppm (d, *J* = 16.0 Hz, 1, C=CHCO).

**Step 2: Ethyl (*E*)-3-bromo-4-hydroxycinnamate.**

A mixture of 2.61 g (9.15 mmol) of ethyl (*E*)-3-bromo-4-methoxycinnamate was stirred in 10 ml of CH<sub>2</sub>Cl<sub>2</sub> at 0 °C under Ar while 15.0 ml of 1.0 M BBr<sub>3</sub> in CH<sub>2</sub>Cl<sub>2</sub> was added slowly over a period of 0.5 hour. The reaction mixture was stirred for 2 hours more, at which time the reaction was complete. The mixture was extracted with EtOAc, washed with brine and water, dried (MgSO<sub>4</sub>), filtered, and concentrated. Flash column chromatography (20% EtOAc/hexane) yielded a pale-yellow solid (1.58 g, 63%): m.p. 101-103 °C; R<sub>f</sub> 0.25 (20% EtOAc/hexane); <sup>1</sup>H NMR (400 MHz, CDCl<sub>3</sub>) δ 1.33 (t, *J* = 7.6 Hz, 3, CH<sub>3</sub>), 4.25 (q, *J* = 7.6 Hz, 2, CH<sub>2</sub>), 5.72 (s, 1, OH), 6.31 (d, *J* = 16.4 Hz, 1, HC=CCO), 7.02 (d, *J* = 8.8 Hz, 1, ArH), 7.40 (dd, *J* = 2.4, 8.8 Hz, 1, ArH), 7.55 (d, *J* = 16.0 Hz, 1, C=CHCO), 7.65 ppm (d, *J* = 2.0 Hz, 1, ArH).

**Step 3: Ethyl (*E*)-3-bromo-4-(trifluoromethanesulfonyloxy)cinnamate.**

To a solution of 1.55 g (5.71 mmol) of ethyl (*E*)-3-bromo-4-hydroxycinnamate and 1.0 ml (12.4 mmol) of pyridine in 50 ml of CH<sub>2</sub>Cl<sub>2</sub> in a 0 °C ice bath under Ar, 1.60 ml (9.72 mmol) of trifluoromethanesulfonic anhydride was added slowly over a period of 0.5 hour. The reaction mixture was stirred for 4 hours, at which time the reaction was complete. The mixture was warmed to room temperature and extracted with EtOAc. The extract was washed with 10% HCl, 5% NaHCO<sub>3</sub>, brine, and water, dried (MgSO<sub>4</sub>), filtered, and concentrated to afford a white solid (2.19 g, 95% yield): m.p. 77-79 °C; R<sub>f</sub> 0.49 (20% EtOAc/hexane); <sup>1</sup>H NMR (400 MHz, CDCl<sub>3</sub>) δ 1.34 (t, *J* = 7.6 Hz, 3, CH<sub>3</sub>), 4.28 (q, *J* = 7.6 Hz, 2, CH<sub>2</sub>), 6.44 (d, *J* = 16.4 Hz, 1, HC=CCO), 7.37 (d, *J* = 8.4 Hz, 1, ArH), 7.52 (dd, *J* = 2.4, 8.4 Hz, 1, ArH), 7.57 (d, *J* = 16.4 Hz, 1, C=CHCO), 7.83 ppm (d, *J* = 2.4 Hz, 1, ArH).

**Step 4: Ethyl (*E*)-3-[3-(1-adamantyl)-4-benzyloxyphenyl]-4-hydroxycinnamate.**

To a stirred suspension of 1.10 g (2.73 mmol) of ethyl (*E*)-3-bromo-4-(trifluoromethanesulfonyloxy)cinnamate, 1.00 g (2.76 mmol) of 3-(1-  
5 adamantyl)-4-benzyloxyphenylboronic acid [<sup>1</sup>H NMR (300 MHz, CDCl<sub>3</sub>) δ 1.77, 2.26 (2 s, 12, AdCH<sub>2</sub>), 2.07 (s, 3, AdCH), 5.21 (s, 2, CH<sub>2</sub>), 7.06 (d, *J* = 8.2 Hz, 1, ArH), 7.3-7.5 (m, 5, ArH), 8.03 (d, *J* = 7.8 Hz, 1, ArH), 8.19 ppm (s, 1, ArH)], 0.32 g (0.28 mmol) of Pd[P(C<sub>6</sub>H<sub>5</sub>)<sub>3</sub>]<sub>4</sub> and 0.26 g (6.1 mmol) of LiCl in 20 ml of DME was added under Ar 3 ml of 2.0 M aq. Na<sub>2</sub>CO<sub>3</sub>. The reaction mixture  
10 was heated at reflux (80-85 °C) overnight, at which time the reaction was complete. The mixture was extracted with EtOAc. The extract was washed with brine and water, dried (MgSO<sub>4</sub>), filtered, and concentrated. Flash column chromatography (10% EtOAc/hexane) yielded a white oil (0.41 g, 29%): R<sub>f</sub> 0.54 (20% EtOAc/hexane); <sup>1</sup>H NMR (400 MHz, CDCl<sub>3</sub>) δ 1.73, 2.16 (2 s, 12,  
15 AdCH<sub>2</sub>), 2.04 (s, 3, AdCH), 1.34 (t, *J* = 7.6 Hz, 3 CH<sub>3</sub>), 4.27 (q, *J* = 7.6 Hz, 2, CH<sub>2</sub>), 5.16 (s, 2, CH<sub>2</sub>), 6.46 (d, *J* = 16.0 Hz, 1, HC=CCO), 7.02 (d, *J* = 8.0 Hz, 1, ArH), 7.3-7.6 (m, 10, ArH), 7.68 ppm (d, *J* = 16.0 Hz, 1, C=CHCO).

**Step 5: Ethyl (*E*)-3-[3-(1-adamantyl)-4-hydroxyphenyl]-4-hydroxycinnamate.**

20 A mixture of 0.40 g (0.79 mmol) of ethyl (*E*)-3-[3-(1-adamantyl)-4-benzyloxyphenyl]-4-hydroxycinnamate was stirred in 10 ml of CH<sub>2</sub>Cl<sub>2</sub> at -78°C under Ar while 3.0 ml of 1.0 M BBr<sub>3</sub> in CH<sub>2</sub>Cl<sub>2</sub> was added slowly over a period of 0.5 hour. The reaction mixture was stirred for 2 hours more, at which time the reaction was complete. The mixture was extracted with EtOAc, washed with  
25 brine and water, dried (MgSO<sub>4</sub>), filtered, and concentrated. Flash column chromatography (20% EtOAc/hexane) yielded a pale-yellow solid (0.18g, 55%): m.p. 198-200 °C; R<sub>f</sub> 0.28 (20% EtOAc/hexane); <sup>1</sup>H NMR (300 MHz, CDCl<sub>3</sub>) δ 1.79, 2.14 (2 s, 12, AdCH<sub>2</sub>), 2.10 (s, 3, AdCH), 1.34 (t, *J* = 7.6 Hz, 3 CH<sub>3</sub>), 4.28 (q, *J* = 7.6 Hz, 2, CH<sub>2</sub>), 4.92 (s, 1, OH), 6.46 (d, *J* = 16.0 Hz, 1, HC=CCO), 6.74  
30 (d, *J* = 7.6 Hz, 1, ArH), 7.15 (dd, *J* = 8.0, 2.0 Hz, 1, ArH), 7.30 (d, *J* = 2.4 Hz, 1, ArH), 7.36 (d, *J* = 8.4 Hz, 1, ArH), 7.51 (dd, *J* = 8.0, 2.4 Hz, 1, ArH), 7.59 (d, *J* = 1.6 Hz, 1, ArH), 7.68 ppm (d, *J* = 16.0 Hz, 1, C=CHCO).

**Step 6: (*E*)-3-[3-(1-Adamantyl)-4-hydroxyphenyl]-4-hydroxycinnamic acid.**

To a solution of 0.16 g (0.38 mmol) of ethyl (*E*)-3-[3-(1-adamantyl)-4-hydroxyphenyl]-4-hydroxycinnamate in 40 ml of 75% aq. EtOH, 1 pellet of NaOH was added. This mixture was stirred at 80-85 °C for 2 hours, at which  
5 time the reaction was complete, then was cooled to room temperature, acidified with 10% HCl, and extracted with EtOAc. The extract was washed with brine and water, dried (MgSO<sub>4</sub>), filtered, and concentrated to afford a pale-brown solid (0.07 g, 38%): m.p. 125-127 °C; R<sub>f</sub> 0.47 (EtOAc); <sup>1</sup>H NMR (400 MHz, DMSO-  
d<sub>6</sub>) δ 1.73, 2.11 (2 s, 12, AdCH<sub>2</sub>), 2.04 (s, 3, AdCH), 6.33 (d, *J* = 16.0 Hz, 1,  
10 HC=CCO), 6.78 (dd, *J* = 8.0, 2.4 Hz, 1, ArH), 6.91 (dd, *J* = 8.0, 2.0 Hz, 1, ArH), 7.20 (dd, *J* = 8.4, 2.0 Hz, 1, ArH), 7.27 (d, *J* = 2.0 Hz, 1, ArH), 7.44 (dd, *J* = 8.0, 2.4 Hz, 1, ArH), 7.48 (d, *J* = 2.0 Hz, 1, ArH), 7.54 (d, *J* = 16.0 Hz, 1, C=CHCO), 9.30 (s, 1, OH), 9.91 (s, 1, OH), 12.27 ppm (s, 1, CO<sub>2</sub>H); MS (EIHR): calcd. for C<sub>25</sub>H<sub>26</sub>O<sub>4</sub>, 390.1831; found, 390.1830.

15

**Example 20: 9-[3-(1-Adamantyl)-4-hydroxyphenyl]-6-(2-carboxyphenyl)-xanthen-3-one.****Step 1: 9-(Trifluoromethanesulfonyloxy)-6-(2-carboxyphenyl)xanthen-3-one.**

To a solution of 1.67 g (5.02 mmol) of fluorescein and 1.0 ml (12.4 mmol) of pyridine in 50 ml of CH<sub>2</sub>Cl<sub>2</sub> in a 0 °C ice bath under Ar, 1.60 ml (9.72 mmol) of trifluoromethanesulfonic anhydride was added slowly over a period of 0.5 hour. The reaction mixture was stirred for 4 hours, at which time the reaction was complete. The mixture was warmed to room temperature and extracted with  
25 EtOAc. The extract was washed with 10% HCl, 5% NaHCO<sub>3</sub>, brine, and water, dried (MgSO<sub>4</sub>), filtered, and concentrated to afford a white solid (1.71 g, 73% yield): m.p. 65-67 °C; R<sub>f</sub> 0.25 (20% EtOAc/hexane); <sup>1</sup>H NMR (400 MHz, CDCl<sub>3</sub>) δ 6.96 (d, *J* = 8.8 Hz, 2, ArH), 7.03 (dd, *J* = 2.4, 8.4 Hz, 2, ArH), 7.18 (d, *J* = 8.0 Hz, 1, ArH), 7.30 (d, *J* = 2.4 Hz, 2, ArH), 7.67-7.76 (m, 2, ArH), 8.06  
30 ppm (dd, *J* = 8.0, 1.6 Hz, 1, ArH).

**Step 2: 9-[3-(1-Adamantyl)-4-benzylphenyl]-6-(2-carboxyphenyl)xanthen-**

**3-one.**

To a stirred suspension of 1.00 g (2.15 mmol) of 9-(trifluoromethane-sulfonyloxy)-6-(2-carboxyphenyl)xanthen-3-one, 0.80 g (2.20 mmol) of 3-(1-adamantyl)-4-benzyloxyphenylboronic acid [<sup>1</sup>H NMR (300 MHz, CDCl<sub>3</sub>) δ 1.77, 2.26 (2 s, 12, AdCH<sub>2</sub>), 2.07 (s, 3, AdCH), 5.21 (s, 2, CH<sub>2</sub>), 7.06 (d, *J* = 8.2 Hz, 1, ArH), 7.3-7.5 (m, 5, ArH), 8.03 (d, *J* = 7.8 Hz, 1, ArH), 8.19 ppm (s, 1, ArH)], 0.32 g (0.28 mmol) of Pd[P(C<sub>6</sub>H<sub>5</sub>)<sub>3</sub>]<sub>4</sub> and 0.26 g (6.1 mmol) of LiCl in 20 ml of DME was added under Ar 3 ml of 2.0 M aq. Na<sub>2</sub>CO<sub>3</sub>. The reaction mixture was heated at reflux (80-85 °C) overnight, at which time the reaction was complete. The mixture was extracted with EtOAc. The extract was washed with brine and water, dried (MgSO<sub>4</sub>), filtered, and concentrated. Flash column chromatography (10% EtOAc/hexane) yielded a pale red (0.60 g, 44%): R<sub>f</sub> 0.45 (40% EtOAc/hexane); <sup>1</sup>H NMR (400 MHz, CDCl<sub>3</sub>) δ 1.74, 2.19 (2 s, 12, AdCH<sub>2</sub>), 2.06 (s, 3, AdCH), 5.17 (s, 2, CH<sub>2</sub>), 6.55 (dd, *J* = 8.0, 2.0 Hz, 1, ArH), 6.68 (d, *J* = 8.0 Hz, 1, ArH), 6.8-7.7 (m, 16, ArH), 8.05 ppm (d, *J* = 8.0 Hz, 1, ArH).

**Step 3: 9-[3-(1-Adamantyl)-4-hydroxyphenyl]-6-(2-carboxyphenyl)xanthen-3-one.**

A mixture of 0.60 g (0.95 mmol) of 9-[3-(1-adamantyl)-4-benzylphenyl]-6-(2-carboxyphenyl)xanthen-3-one was stirred in 10 ml of CH<sub>2</sub>Cl<sub>2</sub> at -78 °C under Ar while 3.0 ml of 1.0 M BBr<sub>3</sub> in CH<sub>2</sub>Cl<sub>2</sub> was added slowly over a period of 0.5 hour. The reaction mixture was stirred for 2 hours more, at which time the reaction was complete. The mixture was extracted with EtOAc, washed with brine and water, dried (MgSO<sub>4</sub>), filtered, and concentrated. Flash column chromatography (20% EtOAc/hexane) yielded a red solid (0.19g, 37%): m.p. 170-172 °C; R<sub>f</sub> 0.25 (40% EtOAc/hexane); <sup>1</sup>H NMR (400 MHz, DMSO-d<sub>6</sub>) δ 1.74, 2.13 (2 s, 12, AdCH<sub>2</sub>), 2.05 (s, 3, AdCH), 6.58 (dd, *J* = 8.0, 2.0 Hz, 1, ArH), 6.61 (d, *J* = 8.0 Hz, 1, ArH), 6.73 (d, *J* = 2.4 Hz, 1, ArH), 6.76 (d, *J* = 8.0 Hz, 1, ArH), 6.86 (d, *J* = 8.0 Hz, 1, ArH), 7.30-7.37 (m, 4, ArH), 7.52 (d, *J* = 1.6 Hz, 1, ArH), 7.72-7.83 (m, 2, ArH), 8.03 ppm (dd, *J* = 8.0, 1.6 Hz, 1, ArH), 9.61 (s, 1, OH), 10.27 ppm (s, 1, CO<sub>2</sub>H); MS (FABHR): calcd. for C<sub>36</sub>H<sub>30</sub>O<sub>5</sub>, 543.2171; found, 543.2165.

**Example 21: 6-[3-(1-Adamantyl)-4-hydroxyphenyl]-4-methoxynaphthalene-2-carboxylic acid.**

**Step 1: Ethyl 4-acetoxy-6-bromonaphthalene-2-carboxylate.**

5                   A mixture of 24.60 g (132.9 mmol) of 4-bromobenzaldehyde 30.66 g  
(176.0 mmol) of diethyl succinate in 20 ml of THF was added 200.0 ml of  
potassium *tert*-butoxide in 1.0 M 2-methyl-2-propanol over a period of 20  
minutes. The reaction mixture was reflux overnight, then cooled to room  
temperature. The mixture was extracted with EtOAc, washed with 10% HCl,  
10   brine, and water, dried (MgSO<sub>4</sub>), filtered, and concentrated to afford a yellow-  
brown oil. The mixture in 150.0 ml of acetic anhydride was added 10.0 g of  
sodium acetate and was reflux overnight, then cooled to room temperature. The  
mixture was extracted with EtOAc, washed with 10% HCl, brine, and water,  
dried (MgSO<sub>4</sub>), filtered, and concentrated. Flash column chromatography (20%  
15   EtOAc/hexane) yielded a brown oil. (5.10 g, 11% yield): R<sub>f</sub> 0.22 (10%  
EtOAc/hexane); <sup>1</sup>H NMR (400 MHz, CDCl<sub>3</sub>) δ 1.43 (t, *J* = 7.2 Hz, 3, CH<sub>3</sub>), 2.60  
(s, 3, CH<sub>3</sub>), 4.42 (q, *J* = 7.2 Hz, 2, CH<sub>2</sub>), 7.40 (d, *J* = 2.4 Hz, 1, ArH), 7.65 (dd, *J*  
= 7.6, 2.4 Hz, 1, ArH), 7.84 (d, *J* = 8.0 Hz, 1, ArH), 8.05 (s, 1, ArH), 8.46 ppm  
(s, 1, ArH).

20   **Step 2: Ethyl 6-bromo-4-hydroxynaphthalene-2-carboxylate.**

To a solution of 5.00 g (14.8 mmol) of ethyl 4-acetoxy-6-  
bromonaphthalene-2-carboxylate in 30 ml of EtOH was added 4.00 g (28.9  
mmol) of K<sub>2</sub>CO<sub>3</sub>. This mixture was stirred at room temperature for 4 hours, at  
which time the reaction was complete. The mixture was extracted with EtOAc,  
25   and the extract was washed with 10% HCl, brine, and water, dried (MgSO<sub>4</sub>),  
filtered and concentrated to afford a white solid (1.85 g, 42% yield): m.p. 134-  
136 °C; R<sub>f</sub> 0.14 (10% EtOAc/hexane); <sup>1</sup>H NMR (400 MHz, CDCl<sub>3</sub>) δ 1.43 (t, *J*  
= 7.2 Hz, 3, CH<sub>3</sub>), 4.42 (q, *J* = 7.2 Hz, 2, CH<sub>2</sub>), 5.73 (s, 1, OH), 7.45 (d, *J* = 2.4  
Hz, 1, ArH), 7.62 (dd, *J* = 8.0, 2.4 Hz, 1, ArH), 7.76 (d, *J* = 8.4 Hz, 1, ArH),  
30   8.16 (s, 1, ArH), 8.40 ppm (d, *J* = 2.0 Hz, 1, ArH).

**Step 3: Ethyl 6-bromo-4-methoxynaphthalene-2-carboxylate.**

To a suspension of 1.83 g (6.2 mmol) of ethyl 6-bromo-4-hydroxynaphthalene-2-carboxylate and 3.00 g (21.7 mmol) of  $K_2CO_3$  in 50 ml of acetone at room temperature, 2.0 ml (16.1 mmol) of methyl iodide was added.

- 5 The reaction mixture was stirred at room temperature for 4 hours at which time the reaction was complete. The mixture was filtered, washed with EtOAc, dried ( $MgSO_4$ ), filtered, and concentrated. Flash column chromatography (10% EtOAc/hexane) yielded a pale white solid (1.41 g, 73%): m.p. 98-100 °C;  $R_f$  0.42 (10% EtOAc/hexane).  $^1H$  NMR (400 MHz,  $CDCl_3$ )  $\delta$  1.45 (t,  $J = 7.2$  Hz, 3,  $CH_3$ ), 4.06 (s, 3,  $OCH_3$ ), 4.44 (q,  $J = 7.6$  Hz, 2,  $CH_2$ ), 7.42 (d,  $J = 1.6$  Hz, 1, ArH), 7.62 (dd,  $J = 8.0, 2.4$  Hz, 1, ArH), 7.77 (d,  $J = 8.4$  Hz, 1, ArH), 8.17 (s, 1, ArH), 8.46 ppm (d,  $J = 1.6$  Hz, 1, ArH).
- 10

**Step 4: Ethyl 6-[3-(1-adamantyl)-4-benzyloxyphenyl]-4-methoxynaphthalene-2-carboxylate.**

- 15 To a stirred suspension of 1.00 g (3.23 mmol) of ethyl 6-bromo-4-methoxynaphthalene-2-carboxylate, 1.20 g (3.31 mmol) of 3-(1-adamantyl)-4-benzyloxyphenylboronic acid [ $^1H$  NMR (300 MHz,  $CDCl_3$ )  $\delta$  1.77, 2.26 (2 s, 12, Ad $CH_2$ ), 2.07 (s, 3, AdCH), 5.21 (s, 2,  $CH_2$ ), 7.06 (d,  $J = 8.2$  Hz, 1, ArH), 7.3-7.5 (m, 5, ArH), 8.03 (d,  $J = 7.8$  Hz, 1, ArH), 8.19 ppm (s, 1, ArH)], 0.32 g (0.28 mmol) of  $Pd[P(C_6H_5)_3]_4$  and 0.26 g (6.1 mmol) of LiCl in 20 ml of DME was added under Ar 2.8 ml of 2.0 M aq.  $Na_2CO_3$ . The reaction mixture was heated at reflux (80-85 °C) overnight, at which time the reaction was complete. The mixture was extracted with EtOAc. The extract was washed with brine and water, dried ( $MgSO_4$ ), filtered, and concentrated. Flash column chromatography (20% EtOAc/hexane) yielded a pale-yellow solid (1.10 g, 63%): m.p. 75-77 °C;  $R_f$  0.36 (10% EtOAc/hexane);  $^1H$  NMR (400 MHz,  $CDCl_3$ )  $\delta$  1.80, 2.19 (2 s, 12, Ad $CH_2$ ), 2.10 (s, 3, AdCH), 1.45 (t,  $J = 7.6$  Hz, 3  $CH_3$ ), 4.09 (s, 3,  $OCH_3$ ), 4.45 (q,  $J = 7.6$  Hz, 2,  $CH_2$ ), 5.18 (s, 2,  $CH_2$ ), 6.99 (d,  $J = 8.0$  Hz, 1, ArH), 7.3-7.45 (m, 5, ArH), 7.41 (d,  $J = 1.6$  Hz, 1, ArH), 7.56 (dd,  $J = 8.0, 2.4$  Hz, 1, ArH), 7.60 (d,  $J = 2.8$  Hz, 1, ArH), 7.79 (dd,  $J = 8.0, 2.0$  Hz, 1, ArH), 7.93 (d,  $J = 8.4$  Hz, 1, ArH), 8.22 (s, 1, ArH), 8.42 ppm (d,  $J = 1.6$  Hz, 1, ArH).
- 20
- 25
- 30

**Step 5: Ethyl 6-[3-(1-adamantyl)-4-hydroxyphenyl]-4-methoxynaphthalene-**

**2-carboxylate.**

A mixture of 1.05 g (1.92 mmol) of ethyl 6-[3-(1-adamantyl)-4-benzyloxyphenyl]-4-methoxynaphthalene-2-carboxylate was stirred in 30 ml of CH<sub>2</sub>Cl<sub>2</sub> at -78 °C under Ar, and 3.0 ml of 1.0 M BBr<sub>3</sub> in CH<sub>2</sub>Cl<sub>2</sub> was added  
5 slowly over a period of 0.5 hour. The reaction mixture was stirred for 2 hours more, at which time the reaction was complete. The mixture was extracted with EtOAc, washed with brine and water, dried (MgSO<sub>4</sub>), filtered, and concentrated. Flash column chromatography (20% EtOAc/hexane) yielded a pale-yellow solid (0.41g, 47%): m.p. 110-112 °C; R<sub>f</sub> 0.39 (20% EtOAc/hexane); <sup>1</sup>H NMR (400  
10 MHz, CDCl<sub>3</sub>) δ 1.81, 2.21 (2 s, 12, AdCH<sub>2</sub>), 2.12 (s, 3, AdCH), 1.46 (t, *J* = 7.6 Hz, 3 CH<sub>3</sub>), 4.09 (s, 3, OCH<sub>3</sub>), 4.44 (q, *J* = 7.6 Hz, 2, CH<sub>2</sub>), 4.89 (s, 1, OH), 6.77 (d, *J* = 8.4 Hz, 1, ArH), 7.41 (d, *J* = 1.6 Hz, 1, ArH), 7.45 (dd, *J* = 8.0, 2.0 Hz, 1, ArH), 7.58 (d, *J* = 2.0 Hz, 1, ArH), 7.77 (dd, *J* = 8.0, 2.0 Hz, 1, ArH), 7.93 (d, *J* = 8.4 Hz, 1, ArH), 8.22 (s, 1, ArH), 8.40 ppm (d, *J* = 1.6 Hz, 1, ArH).

**15 Step 6: 6-[3-(1-Adamantyl)-4-hydroxyphenyl]-4-methoxynaphthalene-2-carboxylic acid.**

To a solution of 0.40 g (0.87 mmol) of ethyl 6-[3-(1-adamantyl)-4-hydroxyphenyl]-4-methoxynaphthalene-2-carboxylate in 40 ml of 75% aq. EtOH, 1 pellet of NaOH was added. This mixture was stirred at 80-85 °C for 2  
20 hours, at which time the reaction was complete, then was cooled to room temperature, acidified with 10% HCl, and extracted with EtOAc. The extract was washed with brine and water, dried (MgSO<sub>4</sub>), filtered, and concentrated to afford a yellow solid (0.20g, 53%): m.p. 293-295 °C; R<sub>f</sub> 0.35 (EtOAc); <sup>1</sup>H NMR (400 MHz, DMSO-d<sub>6</sub>) δ 1.76, 2.16 (2 s, 12, AdCH<sub>2</sub>), 2.07 (s, 3, AdCH), 4.05 (s, 3, OCH<sub>3</sub>), 6.92 (dd, *J* = 8.4, 2.4 Hz, 1, ArH), 7.37 (d, *J* = 1.6 Hz, 1, ArH), 7.45 (dd, *J* = 8.0, 2.0 Hz, 1, ArH), 7.46 (s, 1, ArH), 7.86 (dd, *J* = 8.0, 2.4 Hz, 1, ArH), 8.09 (d, *J* = 8.4 Hz, 1, ArH), 8.20 (s, 1, ArH), 8.26 (s, 1, ArH), 9.58 (s, 1, OH), 13.02 ppm (s, 1, CO<sub>2</sub>H); MS (FABHR): calcd. for C<sub>28</sub>H<sub>28</sub>O<sub>4</sub>, 428.1988; found, 428.1982.

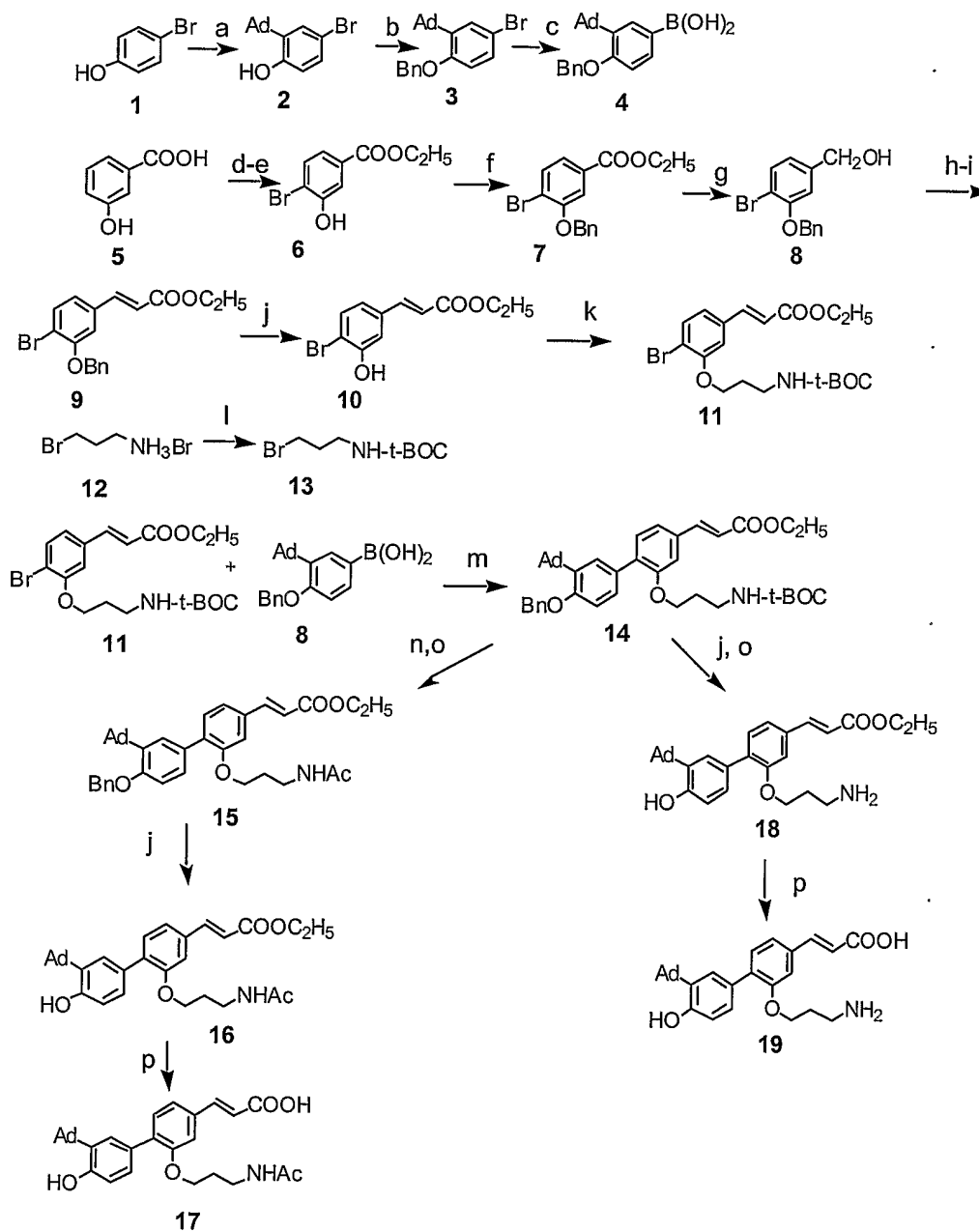
30 (Note: from the example only had a synthesis of compound "17" completed compound "19" was not included.

**Example 22: Synthesis of (*E*)-4-[3-(1-Adamantyl)-4-hydroxyphenyl] 3-(3-**

**aminopropoxy)cinnamic Acid and (*E*)-4-[3-(1-Adamantyl)-4-hydroxyphenyl] 3-(3-acetamidopropoxy)cinnamic Acid**

The synthesis of (*E*)-4-[3-(1-Adamantyl)-4-hydroxyphenyl] 3-(3-aminopropoxy)cinnamic Acid and (*E*)-4-[3-(1-Adamantyl)-4-hydroxyphenyl] 3-(3-acetamidopropoxy)cinnamic Acid is described in the steps below and depicted in Scheme 6.

Scheme 6



**Step 1: Synthesis of ethyl 4-bromo-3-hydroxybenzoate (6).**

To a solution of 3-hydroxybenzoic acid **5** (18.2 g, 0.132 mol) in 180 ml of glacial acetic acid cooled in a water bath was slowly added over a period of 2 h bromine (21.1 g, 0.132 mmol) in 70 ml of acetic acid. The solution was stirred overnight. After removing bromine and 160 ml of acetic acid under reduced pressure, the mixture was cooled to 0°C, filtered, washed (50 ml of cold water), and dried under vacuum to give a white solid. Crystallization (H<sub>2</sub>O) gave 4-bromo-3-hydroxybenzoic acid as white crystals (5.5 g, 19%).

To a mixture containing 4-bromo-3-hydroxybenzoic acid (5.0 g, 0.023 mol) and 5 ml of EtOH in 150 ml of benzene was added 1 ml of MeSO<sub>3</sub>H. The mixture was heated at reflux for 10 h using a Dean-Stark trap to collect water, then concentrated. The residue was dissolved in CH<sub>2</sub>Cl<sub>2</sub>, washed (water, 5% NaHCO<sub>3</sub>, and brine), dried (Na<sub>2</sub>SO<sub>4</sub>), and concentrated. The crude product was chromatographed (EtOAc/hexane) to give a white solid (5.1 g, 90%): <sup>1</sup>H NMR (300 MHz, CDCl<sub>3</sub>) δ 1.39 (t, *J* = 7.2 Hz, 3 H), 4.37 (q, *J* = 7.2 Hz, 2 H), 5.75 (s, 1 H), 7.48 (d, *J* = 8.1 Hz, 1 H), 7.55 (d, *J* = 8.1 Hz, 1 H), 7.68 ppm (s, 1 H).

**Step 2: Synthesis of ethyl 4-bromo-3-benzyloxybenzoate (7).**

To a suspension of 4.5 g (18.4 mmol) of **6** and 4.1 g (30 mmol) of K<sub>2</sub>CO<sub>3</sub> in 150 ml of acetone under Ar was added 3.4 g (20 mmol) of BnBr. The mixture was heated at reflux for 15 h, concentrated, then diluted with 100 ml of CH<sub>2</sub>Cl<sub>2</sub>, washed (water, 1 N HCl, and brine), and dried (Na<sub>2</sub>SO<sub>4</sub>). Concentration and chromatography (EtOAc/hexane) afforded 5.2 g (84%) of **7** (white solid): <sup>1</sup>H NMR (300 MHz, CDCl<sub>3</sub>) δ 1.39 (t, *J* = 7.2 Hz, 3 H), 4.37 (q, *J* = 7.2 Hz, 2 H), 5.21 (s, 2 H), 7.39 (m, 3 H), 7.50 (m, 3 H), 7.63 ppm (m, 2 H).

**Step 3: Synthesis of 4-bromo-3-benzyloxybenzyl alcohol (8).**

To 3.35 g (10 mmol) of **7** in 25 ml of CH<sub>2</sub>Cl<sub>2</sub> under Ar in a dry ice-acetone bath was slowly added 20 ml 1.0 M DIBAL with stirring. After stirring for 2 h, 20 ml of 1 N HCl and 50 ml of CH<sub>2</sub>Cl<sub>2</sub> were added, and the mixture was stirred for 0.5 h, then washed (water and brine), and dried (Na<sub>2</sub>SO<sub>4</sub>). Concentration and chromatography (EtOAc/hexane) afforded 2.78 g (91%) of **8**

(white solid):  $^1\text{H}$  NMR (300 MHz,  $\text{CDCl}_3$ )  $\delta$  4.63 (d,  $J = 5.7$  Hz, 2 H), 6.83 (d,  $J = 8.1$  Hz, 1 H), 7.00 (s, 1 H), 7.40–7.33 (m, 3 H), 7.5–7.42 ppm (m, 3 H).

**Step 4: Synthesis of ethyl (*E*)-4-bromide-3-benzyloxycinnamate (9).**

To a stirred solution of **8** (2.77 g, 10 mmol) in 30 ml of  $\text{CH}_2\text{Cl}_2$  cooled in an ice bath was slowly added 1.5 mmol of PCC. This mixture was stirred for 5 h at room temperature.  $\text{Et}_2\text{O}$  (50 ml) was added. Filtration and concentration gave the related aldehyde as a white solid, which was used in the next step without further purification.

To 0.33 g (1.5 mmol) of triethyl phosphonoacetate in 10 ml of anhydrous  $\text{Et}_2\text{O}$  under Ar in a dry ice-acetone bath was added to 1.5 ml of 0.91 M  $\text{KN}(\text{SiMe}_3)_2$  in THF. After stirring for 0.5 h, 0.33 g (1.5 mmol) of aldehyde in 10 ml of  $\text{Et}_2\text{O}$  was slowly added to the solution cooled in the dry ice-acetone bath. After stirring for 1 h more, the mixture was allowed to warm to room temperature, stirred overnight, poured into 50 ml of water and 1 ml of HOAc, extracted into 20 ml of  $\text{Et}_2\text{O}$ , washed (water and brine), and dried ( $\text{Na}_2\text{SO}_4$ ). Concentration and chromatography ( $\text{EtOAc}$ /hexane) afforded 0.28 g (91%) of **9** as a white solid:  $^1\text{H}$  NMR (300 MHz,  $\text{CDCl}_3$ )  $\delta$  1.33 (t,  $J = 7.2$  Hz, 3 H), 4.26 (q,  $J = 6.9$  Hz, 2 H), 5.18 (s, 2 H), 6.39 (d,  $J = 15.9$  Hz, 1 H), 7.01 (d,  $J = 8.4$  Hz, 1 H), 7.06 (s, 1 H), 7.40–7.33 (m, 3 H), 7.48 (s, 1 H), 7.50 (d,  $J = 6.6$  Hz, 1 H), 7.57 (d,  $J = 8.4$  Hz, 1 H), 7.58 ppm (d,  $J = 15.9$  Hz, 1 H).

**Step 5: Synthesis of ethyl (*E*)-4-bromide-3-hydroxycinnamate (10).**

A solution of **9** (260 mg, 0.72 mmol), 1.5 ml of 1 M  $\text{BBr}_3$  in  $\text{CH}_2\text{Cl}_2$  and 5 ml of  $\text{CH}_2\text{Cl}_2$  was stirred at  $-78^\circ\text{C}$  under Ar for 2 h, then diluted with 10 ml of water and 20 ml of  $\text{CH}_2\text{Cl}_2$ . The solution was washed (water and brine), dried ( $\text{Na}_2\text{SO}_4$ ), and concentrated. Flash chromatography gave a white solid (180 mg, 92%):  $^1\text{H}$  NMR (300 MHz,  $\text{CDCl}_3$ )  $\delta$  1.34 (t,  $J = 6.9$  Hz, 3 H), 4.27 (q,  $J = 7.2$  Hz, 2 H), 5.62 (s, 1 H), 6.42 (d,  $J = 15.9$  Hz, 1 H), 6.98 (d,  $J = 8.4$  Hz, 1 H), 7.18 (s, 1 H), 7.48 (d,  $J = 8.4$  Hz, 1 H), 7.58 ppm (d,  $J = 15.9$  Hz, 1 H).

**Step 6: Synthesis of ethyl (*E*)-4-bromide-3-(3-*t*-butoxycarboxy-amidocarbonate-3-aminopropoxy)cinnamate (11).**

To a suspension of 320 mg (1.18 mmol) of **10** and 500 mg (3.62 mmol) of K<sub>2</sub>CO<sub>3</sub> in 50 ml of acetone under Ar was added 480 mg (1.98 mmol) 3-bromo-*N*-(*t*-butylcarbonate)propylamine (**13**). The mixture was heated at reflux for 20 h. After removal the solvent, the residue was extracted (CH<sub>2</sub>Cl<sub>2</sub>), washed (water, 1 N HCl, and brine), and dried (Na<sub>2</sub>SO<sub>4</sub>). Concentration and chromatography (EtOAc/hexane) afforded 410 mg (81%) of **11** as a white solid: mp 65–67°C; <sup>1</sup>H NMR (300 MHz, CDCl<sub>3</sub>) δ 1.34 (t, *J* = 7.2 Hz, 3 H), 1.44 (s, 9 H), 2.07 (t, *J* = 6.0 Hz, 2 H), 3.40 (q, *J* = 5.7 Hz, 2 H), 4.13 (t, *J* = 5.7 Hz, 2 H), 4.26 (q, *J* = 7.2 Hz, 2 H), 5.22 (s, 1 H), 6.47 (d, *J* = 15.9 Hz, 1 H), 7.00 (s, 1 H), 7.01 (d, *J* = 6.3 Hz, 1 H), 7.54 (d, *J* = 8.7 Hz, 1 H), 7.60 ppm (d, *J* = 15.9 Hz, 1 H); IR (film) 3425, 2980, 1706, 1642, 1516, 1486, 1247, 1178 cm<sup>-1</sup>. MALDI FAB calc. C<sub>19</sub>H<sub>26</sub>BrNO<sub>5</sub> 428.3, found 428.1.

**Step 7: Synthesis of 3-bromo-*N*-(*t*-butoxycarbonyl)propylamine (13).**

To a suspension of 3-bromopropylamine hydrobromide (4.4 g, 20 mmol) and 3 ml of Et<sub>3</sub>N cooled in an ice bath was slowly added di-(*t*-butyl)dicarbonate (5.5 g, 25 mmol) in 20 ml of CH<sub>2</sub>Cl<sub>2</sub>. The mixture was stirred at 0°C for 1 h, then at room temperature overnight, filtered, and extracted (CH<sub>2</sub>Cl<sub>2</sub>). The organic phase was washed (water and brine), and dried (Na<sub>2</sub>SO<sub>4</sub>). Concentration and chromatography (EtOAc/hexane) afforded 3.95 g (83%) of **11** as a colorless liquid: <sup>1</sup>H NMR (300 MHz, CDCl<sub>3</sub>) δ 1.45 (s, 9 H), 2.05 (m, 2 H), 3.28 (q, *J* = 6.3 Hz, 2 H), 3.45 (t, *J* = 6.3 Hz, 2 H), 4.66 ppm (s, 1 H).

**Step 8: Synthesis of ethyl (*E*)-4-[3-(1-adamantyl)-4-benzyloxyphenyl]-3-(3-*t*-butoxycarboxamidopropoxy)cinnamate (14).**

To 321 mg (0.75 mmol) of **11**, 362 mg (1 mmol) of 3-(1-adamantyl)-4-benzyloxyphenylboronic acid, and 60 mg (0.052 mmol) of Pd(PPh<sub>3</sub>)<sub>4</sub> in 5 ml of DME was added under Ar 1 ml of 2 M aq. Na<sub>2</sub>CO<sub>3</sub>. The mixture was heated at reflux for 20 h, then extracted (EtOAc). The extracts were washed (water and brine), dried (MgSO<sub>4</sub>), filtered, and concentrated. Flash chromatography gave a yellow solid (410 mg, 83%): mp 73–75°C; <sup>1</sup>H NMR (300 MHz, CDCl<sub>3</sub>) δ 1.35 (t, *J* = 6.9 Hz, 3 H), 1.43 (s, 9 H), 1.72 (s, 6 H), 1.95 (m, 2 H), 2.04 (s, 3 H), 2.17

(s, 6 H), 3.24 (d,  $J = 5.4$  Hz, 2 H), 4.03 (t,  $J = 5.7$  Hz, 2 H), 4.28 (q,  $J = 6.6$  Hz, 2 H), 4.55 (s, 1 H), 5.16 (s, 2 H), 6.45 (d,  $J = 15.9$  Hz, 1 H), 7.00 (d,  $J = 8.7$  Hz, 1 H), 7.11 (s, 1 H), 7.20 (d,  $J = 7.8$  Hz, 1 H), 7.45–7.34 (m, 6 H), 7.51 (s, 1 H), 7.53 (d,  $J = 7.2$  Hz, 1 H), 7.68 ppm (d,  $J = 15.9$  Hz, 1 H); IR (KBr) 3366, 2907, 2853, 1711, 1637, 1491, 1237, 1173  $\text{cm}^{-1}$ . MALDI FAB calc.  $\text{C}_{42}\text{H}_{51}\text{NO}_6$  665.9, found 688.1 ( $\text{M}^+ + \text{Na}$ ).

**Step 9: Synthesis of ethyl (*E*)-4-[3-(1-adamantyl)-4-benzyloxyphenyl]-3-(3-acetamidopropoxy)cinnamate (15).**

To **14** (400 mg, 0.6 mmol) in 10 ml of EtOH was added 1 ml of conc. HCl. The mixture was heated at reflux for 1 h. The residue obtained on concentration was treated with 20 ml of  $\text{CH}_2\text{Cl}_2$ , 1 ml of

pyridine, and 1 ml of  $\text{Ac}_2\text{O}$  with stirring overnight at room temperature. The solution was washed (water and brine), dried ( $\text{MgSO}_4$ ), filtered, and concentrated. Flash chromatography gave a white solid (280 mg, 77%): mp 80–82°C;  $^1\text{H}$  NMR (300 MHz,  $\text{CDCl}_3$ )  $\delta$  1.35 (t,  $J = 7.2$  Hz, 3 H), 1.45 (s, 2 H), 1.72 (s, 3 H), 2.04 (s, 6 H), 2.15 (s, 6 H), 3.37 (q,  $J = 5.4$  Hz, 2 H), 4.12 (t,  $J = 5.1$  Hz, 2 H), 4.28 (q,  $J = 7.2$  Hz, 2 H), 5.15 (s, 2 H), 5.67 (s, 1 H), 6.45 (d,  $J = 16.2$  Hz, 1 H), 7.00 (d,  $J = 7.8$  Hz, 1 H), 7.09 (s, 1 H), 7.22 (d,  $J = 7.8$  Hz, 1 H), 7.42–7.26 (m, 6 H), 7.49 (s, 1 H), 7.50 (d,  $J = 8.1$  Hz, 1 H), 7.69 ppm (d,  $J = 16.2$ ); IR (KBr) 3293, 2912, 2853, 1716, 1642, 1491, 1237, 1178  $\text{cm}^{-1}$ . MALDI FAB calc.  $\text{C}_{39}\text{H}_{45}\text{NO}_5$  607.8, found 607.3

**Step 10: Synthesis of ethyl (*E*)-4-[3-(1-adamantyl)-4-hydroxyphenyl]-3-(3-acetamidopropoxy)cinnamate (16).**

A solution of **15** (303 mg, 0.5 mmol) and 1.5 ml of 1 M  $\text{BBr}_3$  in  $\text{CH}_2\text{Cl}_2$  and 5 ml of  $\text{CH}_2\text{Cl}_2$  was stirred at  $-78^\circ\text{C}$  under Ar for 2 h then 10 ml of water and 20 ml of  $\text{CH}_2\text{Cl}_2$  were added. The organic phase was washed (water and brine), dried ( $\text{Na}_2\text{SO}_4$ ), filtered, and concentrated. Flash chromatography gave a white solid (226 mg, 77%): mp 110–113°C;  $^1\text{H}$  NMR (300 MHz,  $\text{CDCl}_3$ )  $\delta$  1.35 (t,  $J = 6.9$  Hz, 3 H), 1.44 (s, 2 H), 1.77 (s, 6 H), 2.04 (s, 3 H), 2.08 (s, 3 H), 2.14 (s, 6 H), 3.38 (q,  $J = 5.4$  Hz, 2 H), 4.13 (t,  $J = 6.3$  Hz, 2 H), 4.27 (q,  $J = 7.2$  Hz, 2 H), 5.81 (s, 1 H), 6.30 (s, 1 H), 6.44 (d,  $J = 15.9$  Hz, 1 H), 6.75 (d,  $J = 8.1$  Hz, 1 H), 7.09 (s, 1 H), 7.20 (d,  $J = 6.5$  Hz, 1 H), 7.26 (d,  $J = 8.1$  Hz, 1 H),

7.33 (d,  $J = 8.1$  Hz, 1 H), 7.40 (s, 1 H), 7.68 ppm (d,  $J = 15.9$  Hz, 1 H); IR (KBr) 3408, 2907, 2853, 1706, 1637, 1496, 1266, 1178  $\text{cm}^{-1}$ . MALDI FAB calc.  $\text{C}_{32}\text{H}_{39}\text{NO}_5$  517.7, found 517.3

**Step 11: Synthesis of (*E*)-4-[3-(1-adamantyl)-4-hydroxyphenyl]-3-(3-acetamidopropoxy)cinnamate (17).**

To a suspension of **16** (190 mg, 0.387 mmol) in 10 ml of MeOH was added NaOH (100 mg, 2.5 mmol). The mixture was stirred at reflux under Ar for 1 h, cooled to room temperature, acidified (1 N HCl), and extracted (EtOAc). The extracts were washed (water and brine), dried ( $\text{MgSO}_4$ ), and concentrated to afford a white solid (170 mg, 94%): mp 195–19°C;  $^1\text{H}$  NMR (300 MHz, DMSO)  $\delta$  1.73 (s, 6 H), 1.77 (s, 3 H), 1.78 (m, 2 H), 2.03 (s, 3 H), 2.10 (s, 6 H), 3.17 (d,  $J = 5.4$  Hz, 2 H), 4.06 (b, s, 2 H), 6.63 (d,  $J = 15.9$  Hz, 1 H), 6.80 (d,  $J = 8.1$  Hz, 1H), 7.21 (d,  $J = 8.7$  Hz, 1 H), 7.29 (s, 2 H), 7.37 (s, 1 H), 7.61 (d,  $J = 15.9$  Hz, 1 H), 7.86 (s, 1 H), 9.41 ppm (s, 1 H). MALDI FAB calc.  $\text{C}_{30}\text{H}_{35}\text{NO}_5$ , 489.6, found 489.2

**Step 12: Synthesis of ethyl (*E*)-4-[3-(1-adamantyl)-4-hydroxyphenyl]-3-(aminopropoxy)cinnamate (18).**

A solution of **14** (500 mg, 0.75 mmol) and 1.5 ml of 1 M  $\text{BBr}_3$  in  $\text{CH}_2\text{Cl}_2$  and 20 ml of  $\text{CH}_2\text{Cl}_2$  was stirred at  $-78^\circ\text{C}$  under Ar for 2 h, then diluted with 10 ml of water and 20 ml of  $\text{CH}_2\text{Cl}_2$ . The organic phase was washed (water and brine), dried ( $\text{Na}_2\text{SO}_4$ ), and concentrated to give a pale-yellow solid. The solid dissolved in 20 ml of EtOH and 1.5 ml of conc. HCl was heated at reflux for 2 h under Ar then concentrated. Before 20 ml of MeOH and 200 mg  $\text{NaHCO}_3$  were added. This mixture was stirred for 1 h under Ar and concentrated. Flash chromatography gave a white solid (278 mg, 78%): mp 181–183°C;  $^1\text{H}$  NMR (300 MHz,  $\text{CDCl}_3$ )  $\delta$  1.34 (t,  $J = 7.2$  Hz, 3 H), 1.76 (s, 6 H), 1.94 (m, 2 H), 2.05 (s, 3 H), 2.15 (s, 6 H), 2.85 (m, 2H), 3.74 (s, 2 H), 4.09 (s, 2 H), 4.28 (q,  $J = 7.5$  Hz, 2 H), 5.71 (s, 1 H), 6.43 (d,  $J = 15.9$  Hz, 1 H), 6.62 (d,  $J = 7.8$  Hz, 1 H), 7.08 (s, 1 H), 7.17 (d,  $J = 7.2$  Hz, 1 H), 7.20 (d,  $J = 8.4$  Hz, 1 H), 7.30 (s, 1 H), 7.32 (d,  $J = 7.5$  Hz, 1 H), 7.68 ppm (d,  $J = 15.9$  Hz, 1 H); IR (KBr) 3244, 2902, 2853, 1706, 1632, 1398, 1256, 1173  $\text{cm}^{-1}$ . MALDI FAB calc.  $\text{C}_{30}\text{H}_{37}\text{NO}_4$ , 475.6, found 476.3.

**Step 13: Synthesis of (*E*)-4-[3-(1-adamantyl)-4-hydroxyphenyl]-3-(aminopropoxy)cinnamate (19).**

To a suspension of **18** (260 mg, 0.547 mmol) in 10 ml MeOH was added NaOH (100 mg, 2.5mmol) in 1 ml water. This mixture was stirred at  
5 reflux under Ar for 1 h, cooled (room temperature), acidified (1 N HCl), then concentrated. The resultant solid was diluted with 5 ml of water and 10 ml of Et<sub>2</sub>O. This mixture was stirred for 1 h, filtered, and dried under vacuum to give a white solid (236 mg, 89%): mp 238–240°C; <sup>1</sup>H NMR (300 MHz, CD<sub>3</sub>OD) δ  
1.87 (s, 6 H), 2.11 (s, 3 H), 2.24 (s, 6 H), 3.08 (t, *J* = 7.5 Hz, 2 H), 4.20 (t, *J* =  
10 6.0 Hz, 2 H), 6.56 (d, *J* = 16.2 Hz, 1 H), 6.81 (d, *J* = 8.4 Hz, 1 H), 7.23 (d, *J* = 8.4 Hz, 1 H), 7.30 (d, *J* = 8.4 Hz, 2 H), 7.33 (s, 2 H), 7.73 ppm (d, *J* = 16.2 Hz, 1 H)

**Pharmacology**

15 The following materials were used: Recombinant interleukin 3 (IL-3), granulocyte growth stimulating factor (G-CSF), granulocyte/macrophage stimulating factor (GM-CSF), stem cell antibodies factor (SCF), and JNK, phospho-JNK, p38, phospho-p38, ERK and phospho-ERK. Poly-(ADP) ribose. 3-Cl-AHPC was synthesized as recently described (See Zhang, Y, *et al.*, *Blood*  
20 **100**: 2917-2925 (2002).)

**Cell Growth:** IL-3-transfected M07e cells have been described by Thacker, D.J., *et al.*, *Leukemia* **8**: 871-877 (1994). Cells were grown in RPMI supplemented with 5 percent heat-inactivated fetal bovine serum (FBS) and 25 μg/ml gentamycin in a 95% O<sub>2</sub>, 5% CO<sub>2</sub>, and 100% humidity environment.  
25 Leukemic cells were obtained from patients who met the criteria for the diagnosis of AML or CML in blast crisis (see Table 1). Studies were approved by the Wayne State University Institutional Review Board. Informed consent was obtained from all patients. Leukemic blasts from patients were isolated using Ficoll hypaque. Cells at the interface between plasma and red blood cells  
30 were diluted with sterile PBS, then layered over Ficoll hypaque (1.077 density), and the leukemic cells collected at the interface. The sample to be studied represented greater than 90% blasts. The patient leukemia samples were grown

in RPMI medium supplemented with 10% FBS, gentamycin (25 µg/ml), IL-3 (20 ng/ml), SCF (25 ng/ml), GM-CSF (20 ng/ml) and G-CSF (20 ng/ml). Cell growth was assessed using a cell proliferation kit.

**Western Blots:** Western blots were performed according to the protocol of Sheikh, M.S., *et al.*, (*Oncogene*, **9**: 3407-3415 (1994)). Logarithmically growing cells were treated with 3-Cl-AHPC for various times and cells were harvested and lysed in Laemmli lysis buffer (0.5 M Tris-HCl, pH 6.8, 0.002M EDTA, 10% glycerol, 10% sodium dodecyl sulfate (SDS), and 5% β-mercaptoethanol). Protein lysates (50 µg/lane) were electrophoresed on 12% SDS-polyacrylamide gels and transferred to nitrocellulose membranes. Membranes were blocked with 5% nonfat dried milk in PBS/0.5% Tween 20 and then incubated with the appropriate antibodies. Horseradish peroxidase-conjugated rabbit anti-mouse IgG was used as the secondary antibody, and bands were developed using the Amersham ECL non-radioactive method.

**Apoptosis Quantification:** Staining of apoptotic cells was performed as described by Gavreli, Y., *et al.*, (*J. Cell Biol.* **119**: 493-501 (1992)) and Whitacre, C.M., *et al.*, (*Cancer Res.* **55**: 3697-3701 (1995)). After 3-Cl-AHPC treatment, cells were harvested, washed with PBS and resuspended at  $1 \times 10^6$  cells/ml. Cell suspensions (50 µl) were stained with 5 ml of acridine orange solution (100 mg/ml) in PBS in the dark. Cells displaying fragmented DNA were detected using a fluorescent microscope. Apoptotic cells were also detected using a kit. Cells that incorporated fluorescein labeled deoxyuridine triphosphate were detected using flow cytometry.

**Flow Cytometry:** Flow cytometry was performed on a flow cytometer equipped with an argon ion laser tuned to 15 mW at 488 nm for fluorescence excitation and light scattering. Fluorescein isothiocyanate (FITC) fluorescence was detected using a 530/30 nm band pass filter and propidium iodide (PI) fluorescence was reflected with a 560-nm short pass dichroic filter using a 585/42-nm band pass filter. The doublet discrimination module was used to identify cell aggregates (Sharpless, T., *et al.*, *Acta Cytologica* **19**: 577-581 (1975)). Typically, 20,000 events of list mode data were saved and analyzed.

Activation of caspases-1, -2, -3, -6, -8 and -9 was assessed using a caspase activation kit.

**Leukemia Colony Formation:** Leukemic blasts ( $1 \times 10^5$  cells) from patient 1 (Table 1) were isolated as described above and cultured in methylcellulose supplemented with 20% FCS, SCF, and IL-3, GM-CSF and G-CSF at a final concentration of 10 ng per ml, cells were incubated for 14 days at 37 °C in a 5% CO<sub>2</sub> humidified atmosphere in the presence and absence of 3-Cl-AHPC after which time colonies (> 40 cells) were counted.

**CFU-GM Colony Formation:** The CFU-GM colony assay was performed as described in Parchment *et al.*, (J. Natl. Cancer Inst. **86**: 273-280 (1994)).

**Tumor Maintenance:** Murine AML1498 cells were maintained in the mouse strain of origin (C57BL/6) and transplanted into this same inbred strain for chemotherapy trials. Individual mouse body weights for each experiment were within five grams, and all mice were more than 20 grams (mean) at the start of therapy. Mice were supplied food and water *ad libitum*.

**3-Cl-AHPC in vivo therapy:** Mice were randomly pooled into groups of five and implanted intravenously with varying numbers of AML 1498 cells ( $5 \times 10^6$ ,  $5 \times 10^4$ ,  $5 \times 10^2$ ) prepared from mouse spleens demonstrating approximately 80% replacement of the spleen with leukemic cells. Treatment was started the day after implantation of AML cells.

**End Points for Assessing Antitumor Activity:** The following quantitative endpoints were used to assess antitumor activity

a) **Percent Increase in Lifespan (%ILS):** For leukemic mice:  
%ILS =  $(T-C)/C \times 100$ ; in which C = median day of death of control group and T = median day of death of treated group. Survival was the endpoint; with moribund mice sacrificed. Cause of death was verified by necropsy.

b) **Calculation of Tumor Cell Kill:** For leukemic survival trials, the log<sub>10</sub> cell kill was calculated from the following formula:

$$\text{Log}_{10} \text{ Cell Kill Total (gross)} = \frac{T - C}{(3.32) (T_d)} ;$$

where T is median day of death for treated group and C is median day of death for control group (Corbett, T.H., *et al.*, Invest. New Drugs, **17**: 17-27 (1999) and  
 5 Teicher, B.A., In vivo tumor response end points, In Tumor Models in Cancer Research, B. Teicher, editor, Humana Press Inc./Totowa, N.J., pp. 593-616 (2001)). T<sub>d</sub> is determined from differences in the median days of death of the titered control groups.

**Activity Rating for AML1498:** For comparison of activity with  
 10 standard agents the log<sub>10</sub> kill values were converted to an arbitrary activity rating (Corbett, T., *et al.*, Int. J. Pharmacognosy (Suppl.) **33**: 102-122 (1995)).

#### Duration of Treatment: 5 to 20 days

<u>Antitumor Activity</u>		<u>Gross Log<sub>10</sub> Tumor Cell Kill</u>
Highly Active	++++	>2.8
	+++	2.0 - 2.8
	++	1.3 - 1.9
	+	0.7 - 1.2
Inactive	-	<0.7

## Results

15 **3-Cl-AHPC inhibition of leukemic cell growth.** The ability of 3-Cl-AHPC to inhibit the growth of human myeloid leukemia cells was assessed using the human acute megakaryocytic leukemia cell line M07e. Exposure of these cells to varying concentrations of 3-Cl-AHPC over time resulted in the progressive increase in the inhibition of proliferation (Fig. 2A). This progressive  
 20 increase in growth inhibition was accompanied by the onset of apoptosis when 3-Cl-AHPC concentrations of 0.5 and 1.0 μM were used (Fig. 2B); while exposure to 0.2 μM 3-Cl-AHPC resulted in inhibition of growth, no significant increase in apoptosis was noted (Fig. 2B). In contrast, tRA a potent activator of the RARs, did not significantly inhibit M07e proliferation (Fig. 2C) or induce  
 25 apoptosis in these cells.

Breitman *et al.* (Blood, **57**, 1000-1004 (1981)) demonstrated that the addition of tRA to primary AML cultures resulted in the differentiation of the

APL (M3) cells but had no effect on the other AML subtypes which were classified by the French, American and British (FAB) classification system (Bennett J.B. *et al.*, *Ann. Intern. Med.* **103**: 620-625 (1985)). Therefore, we examined whether 3-Cl-AHPC induced apoptosis in myeloid blasts of differing FAB classifications (Table 1). Exposure of these cells to 1  $\mu$ M 3-Cl-AHPC resulted in the induction of apoptosis (>80%) in all of 11 primary cultures examined. Representative results are presented in Figs. 3A and 3B. However, exposure to tRA did not induce apoptosis in these cells (Figs. 3A, B, C, D, E, F, G, H, and I). The effect of 3-Cl-AHPC on cell proliferation was examined (Figs. 3J, K, L, M, and N). 3-Cl-AHPC inhibited proliferation of these cells from 60 to 90 percent while tRA inhibited growth by approximately 20 to 30 percent (Figs. 3J, K, L, M, and N). The ability of 3-Cl-AHPC to induce apoptosis in the patient leukemic blasts was also examined (Fig 3O). At 0.5  $\mu$ M 3-Cl-AHPC induced apoptosis in 60 % of leukemic blasts whereas minimal apoptosis was noted at 0.2 and 0.1  $\mu$ M (Figs. 3J, K, L, M, and N). 3-Cl-AHPC-mediated apoptosis in the myeloid blasts was further assessed by tunnel assay and flow cytometry. Treatment with 1  $\mu$ M 3-Cl-AHPC for 24 hours resulted in 67% and 80% apoptotic cells in the leukemic cells from patient 1 (Fig. 4B) and patient 10 (Fig. 4D) respectively whereas exposure to vehicle alone resulted in less than 10% apoptosis (Figs. 4A and C). The percentage apoptotic cells was as follows 4A: 4%; 4B: 67%; 4C: 9%; 4D: 80% in the vehicle-treated cells (Figs. 4A and C) and 3-Cl-AHPC-treated cells (Figs.4B and D).

Table 1: Patient Characteristics

	<u>Patient No.</u>	<u>Leukemia Type<sup>1</sup></u>	<u>Karyotype</u>
5	1	CML – Blast Crisis	46, XY, t(9;22) (q34;q11.2) [20]
	2	AML-M1	No metaphases
10	3	AML-M0	
		47,XY,+8[15]/46XY[5]	
	4	AML-M2,	
15		46,XY,del(9)(q21.2q32)	[8]/46XY[12]
	5	AML-M4	46,Y,add(X)(p22),
20		add(2)(q12),del(3)(q22),	add(10)(q21)[20]
	6	AML-M5	46,XY,inv (16)(p13
25		q22)	[5]/47,idem,+8[18]
	7	AML-M4	46,
		XX,inv(16)(p13q22)	[9]/46,XX [11]
30	8	AML-M1	46 XX[20]
	9	AML-M3	
		46,XY,t(15:17)(Q22;21)	[20]
35	10	M0	46,XX[20]
	11	M2	56-57, XX, +1, +2,
40		del(4)	(q31), del (5)(q13,
		q33)x2,	+6, +9, +11, +13,
		+14,	+15, +22
45			[CP20]

<sup>1</sup> Patient leukemia cell types were classified according to the FAB classification system (Corbett, T., *et al.*, Int. J. Pharmacognosy (Suppl.) 33: 102-122 (1995)).

### ***3-Cl-AHPC inhibition of leukemic cell colony formation***

Leukemic cells obtained from patient 1 were seeded in methylcellulose as described hereinabove, in the presence and absence of of  
5 3-Cl-AHPC. Colony formation was assessed after 14 days of growth (Fig. 5A). 3-Cl-AHPC inhibited leukemia colony formation with an ED<sub>50</sub> of 375 nM and the complete inhibition of leukemia colony formation at 600 nM (Fig. 4A).

### **3-Cl-AHPC inhibition of CFU-GM colony formation**

The effect of 3-Cl-AHPC on the proliferation of committed marrow  
10 stem cells was examined on CFU-GM colony formation. 3-Cl-AHPC concentrations, which completely inhibited leukemic colony formation, only resulted in a 30% inhibition of CFU-GM colony formation (Fig. 5B).

### **3-Cl-AHPC induction of caspase activity**

15 Apoptosis is associated with the activation of specific cysteine proteases referred to as caspases (Woo, M., *et al.*, Genes Devel. **12**: 806-819 (1998), and Wolf, B.B., *et al.*, J. Biol. Chem. **274**: 20049-20052 (1999)). Treatment of M07e with 1  $\mu$ M 3-Cl-AHPC resulted in approximately 4-fold increases in the activity of caspase-2 and -8 and 3-fold and 2.5-fold increase in  
20 caspase-6 and -3 activities respectively (Fig. 6A). Reduction in the 3-Cl-AHPC concentration to 0.5  $\mu$ M resulted in lower caspase activation, namely an approximately 2-fold increase in activity of caspases-2, 3, 6 and 8 (Fig. 6A).

When patient leukemic cells were incubated with 1  $\mu$ M 3-Cl-AHPC, activation of caspases was also noted (Fig. 6B). Caspase-3 had the greatest  
25 activation with 8-fold and 14-fold increases at 24 hours and 48 hours, respectively. Activation of caspase-3 was also documented by Western blot that revealed a 3- to 4-fold decrease in inactive caspase-3 proenzyme level following 24 and 48 hours, (Fig. 6C) that coincided with the associated activation of caspase-3 (Fig. 6B). As noted with M07e cells, exposure of the patient leukemic  
30 blasts to 3-Cl-AHPC resulted in activation of caspase-2 (6-fold), caspase-6 (4-

fold) and caspase-8 (4-fold) (Fig. 6B); two-fold activation of caspase-5 and-9 was also observed (Fig. 6B).

Caspase-mediated cleavage of proteins can result in either their activation or inactivation (Widmann, C. *et al.*, J. Biol. Chem., **273**: 7141-7147 (1998)). PARP, which plays an important role in both DNA synthesis and  
5 repair, is cleaved early in the apoptotic process (Wolf, B.B., *et al.*, J. Biol. Chem., **274**: 20049-20052 (1999); Widmann, C. *et al.*, J. Biol. Chem., **273**: 7141-7147 (1998); and Vaux, D.L. *et al.*, Proc. Natl. Acad. Sci. USA, **93**: 2239-2244 (1996)). 3-Cl-AHPC treatment of both M07e cells and patient leukemic  
10 blasts resulted in the rapid cleavage of 116-Kd PARP with the enhanced generation of a 85-kD fragment by 24 hours (Fig. 7A and B).

Apoptosis is a complex process, which is regulated at multiple levels by numerous mediators (Lazebnik, Y.A. *et al.*, Nature, **371**: 346-347 (1994); Hsu, C.A. *et al.*, Blood, **89**:4470-4479 (1997); and Aravind, L. *et al.*, Science,  
15 **291**: 1279-1284 (2001)). The Bcl-2 family can exert either pro-apoptotic or anti-apoptotic effects depending upon which member has a dominant role (Gross, A. *et al.*, Genes Dev. **13**:1899-1911 (1999)). Anti-apoptotic Bcl-2 and Mcl-1 are expressed in malignant hematopoietic cells and have been shown to play  
important roles in cell survival (Thomas, A., *et al.*, Oncogene, **12**: 1055-1062 (1996); Hanada, M., *et al.*, Blood, **82**:1820-1828 (1993); and Zhou, P., *et al.*,  
20 Blood, **89**: 630-643 (1997)).

While both patient leukemic cells and M07e cells express Bcl-2 and Mcl-1, there was no modulation of their expression during 3-Cl-AHPC-mediated apoptosis. Bcl-X is a genetic homolog of Bcl-2. The Bcl-X gene encodes for  
25 two proteins termed Bcl-X<sub>L</sub> and Bcl-X<sub>S</sub> through alternative splicing (See Boise, L.H. *et al.*, Cell, **74**: 597-608 (1993)). While Bcl-X<sub>S</sub> is a potent inducer of apoptosis, Bcl-X<sub>L</sub> inhibits apoptosis (Boise, L.H. *et al.*, Cell, **74**: 597-608 (1993)). Western blots of M07e cells and patient leukemic cells demonstrated  
expression of Bcl-X<sub>L</sub> but not Bcl-X<sub>S</sub> (Fig. 8). Treatment of the cells with 1 μM  
30 3-Cl-AHPC resulted in the cleavage of Bcl-X<sub>L</sub> to a 18-kD product (Fig. 8A). Previous studies found that cleavage of Bcl-X<sub>L</sub> and the subsequent generation of the 18-kD product was the result of caspase-3 activation (Fujita, N. *et al.*,

Oncogene **17**: 1293-1307 (1998)). Inhibition of caspase-3 activity by the caspase-3 inhibitor ZVAD-fmk inhibited Bcl-X<sub>L</sub> cleavage (Fig. 8B).

#### Activation of MAPK pathways during 3-Cl-AHPC-mediated apoptosis

Activation of the mitogen-activated protein kinase (MAPK) pathways  
5 is associated with the induction of apoptosis in many cell types (Franklin, R.A.  
*et al.*, Leukemia, **14**: 2019-2034 (2000); and Jarpe, M.B. *et al.*, Oncogene, **17**:  
1475-1482 (1998)). ERK, p38, and JNK activations have been observed but  
their roles in apoptosis remains unclear (Wang, X. *et al.*, J. Biol. Chem., **275**:  
39435-39443 (2000); Tournier, C. *et al.*, Science, **288**: 870-874 (2000); and  
10 Davis, R.J., Cell, **103**: 239-252 (2000)). Treatment of the HL-60R human  
leukemia cell line with AHPN resulted in p38 and JNK activation (Hsu, C.A. *et al.*,  
Blood, **89**:4470-4479 (1997)). Therefore, whether 3-Cl-AHPC activated any  
or all of these three MAPK pathways in the M07e cells and the patient leukemic  
cells and their roles in 3-Cl-AHPC-mediated apoptosis were examined. 3-Cl-  
15 AHPC treatment resulted in activation of ERK, p38 and JNK kinases (Figs. 9 A-  
J). Activation of p38 and ERK required caspase activation as evidenced by the  
ability of the pancaspase inhibitor ZVAD-fmk to prevent their activation by 3-  
Cl-AHPC (Figs. 10A, and B). JNK activation was not inhibited by ZVAD-fmk  
suggesting that its activation was caspase independent. The potential role of  
20 these kinases in 3-Cl-AHPC-mediated apoptosis was investigated. Inhibition of  
3-Cl-AHPC-mediated p38 and ERK activation by the p38 inhibitor PD169316  
and ERK inhibitor PD98059, respectively, did not inhibit or enhance 3-Cl-  
AHPC-mediated apoptosis of either M07e or patient leukemia cells. However,  
high of PD169316 ( $\geq 20 \mu\text{M}$ ), which inhibited both p38 and JNK activation,  
25 inhibited 3-Cl-AHPC-mediated apoptosis by 20 percent to suggest that JNK  
activation may be required for optimal 3-Cl-AHPC-mediated apoptosis (Figs.  
10A and B).

Murine AML 1498 cells intravenously implanted in C57BI/6 mice  
were utilized to evaluate 3-Cl-AHPC inhibition of the *in vivo* growth of AML  
30 cells. The murine AML 1498/C57BI6 syngeneic model has been validated for  
assessing the activity of therapeutic potential against AML (Bradner, W.T. *et al.*,  
Cancer Res. **26**: 375-390 (1966)). Treatment of mice with 3-Cl-AHPC at total  
dosage of 140 or 115 mg resulted in a 3.3 log cell kill with a doubl

survival duration (Table 2). Treating mice with a 140 mg/kg total dose of 3-Cl-AHPC over a period of four days resulted in a 17% weight loss and no animal deaths (Table 2), whereas the equally effective 115-mg total dose led to a weight loss of 6%. The results are summarized in Table 2.

**Table 2:** 3-Cl-AHPC treatment of AML bearing mice

Treatment	Cells Implanted	Schedule	Total Dose mg/kg	Mean Body Wt. Loss (g/mouse)	Body Wt. Loss (%)	Median Day of Tumor Death (range)	ILS (%)	Log Cell Kill
None	5 x 10 <sup>6</sup>			+0.0	+0.0	6 (6,6,6,6,8)		
None	5 x 10 <sup>4</sup>			+1.2	+5.7	9 (9,9,9,9,9)		
None	5 x 10 <sup>2</sup>			+0.0	+0.0	12 (12,12,12,12,12)		
3-Cl-AHPC	5 x 10 <sup>6</sup>	qd 1-4	140	-3.6	-17.3	11 (10,11,11,11,11)	83	3.3
3-Cl-AHPC	5 x 10 <sup>6</sup>	qd 1-5	115	-1.2	-5.8	11 (10,10,11,11,11)	83	3.3
3-Cl-AHPC	5 x 10 <sup>6</sup>	qd 1-5	80	+0.0	+0.0	9 (8,9,9,9,10)	50	2.0

a) **Percent Increase in Lifespan (%ILS)** for leukemic mice (T-C)/C x 100; in which C = the median day of death of the control group and T = The median day of death of the treated group.

AML cells from patients with a variety of FAB subtypes displayed sensitivity to 3-Cl-AHPC. Concentrations of 0.2  $\mu$ M were required for 3-Cl-AHPC to inhibit growth of M07e cells while 0.5  $\mu$ M were required to induce apoptosis. Similarly, 0.5  $\mu$ M 3-Cl-AHPC was required to induce apoptosis in patient leukemic cells. In addition, 3-Cl-AHPC inhibited leukemia colony formation with a  $IC_{50}$  of 375 nM. Complete inhibition of colony formation occurred at 600 nM. The ability of 3-Cl-AHPC to inhibit normal hematopoietic colony-forming cells from the neutrophil/monocyte lineage (CFU-GM) in human and mouse bone marrow was also assessed. 3-Cl-AHPC had 30-fold greater toxicity to mouse than human CFU-GM. The  $IC_{90}$  values in the mouse ranged from 315-794 nM, whereas the human tolerated much higher levels of 3-Cl-AHPC ( $IC_{90} > 15 \mu$ M).

Exposure of M07e and patient leukemic cells to 3-Cl-AHPC resulted in apoptosis, as documented by a number of parameters. Staining of the cells with acridine orange following incubation with 3-Cl-AHPC revealed intact plasma membrane but nuclear fragmentation characteristics associated with apoptosis. Apoptosis was further documented by end-labeling of DNA fragments. Flow cytometry demonstrated that over 80 percent of patient leukemic cells underwent apoptosis.

### 20 **3-Cl-AHPC Induction of Apoptosis of Cancer Cells.**

4,6-Diamidino-2-phenylindole (DAPI) staining was used to study the apoptotic effect of 3-Cl-AHPC in various cancer cell lines, including prostate cancer LNCaP, lung cancer NCI-H460, and breast cancer ZR-75-1 and MDA-MB231 cells. The results demonstrate that 3-Cl-AHPC potently induced apoptosis of these cancer cell lines (Figure 11). A well-established apoptotic pathway involves mitochondria. Cytochrome c is exclusively present in mitochondria and is released from mitochondria in response to various apoptotic stimuli. To determine whether 3-Cl-AHPC -induced apoptosis involved regulation of mitochondrial function, its effect on mitochondrial membrane potential ( $\Delta\psi_m$ ) was investigated using Rh123. 3-Cl-AHPC

induced significant increases in the percentage of cells with  $\Delta\psi_m$  loss (Figure 12). Thus, 3-Cl-AHPC -induced apoptosis of cancer cells is partly mediated through disruption of  $\Delta\psi_m$ .

In Figure 11, the indicated cancer cells were treated with  $10^{-6}$  M 3-Cl-AHPC , trypsinized, washed with PBS, fixed with 3.7% paraformaldehyde, and stained with 50  $\mu\text{g/ml}$  DAPI containing 100  $\mu\text{g/ml}$  DNase-free RNase A to visualize nuclei by fluorescent microscopy. The number of apoptotic cells with nuclear morphology typical of apoptosis, including nuclear fragmentation and condensation, was scored in at least 400 cells in each sample using a fluorescence microscope. In Figure 12, the indicated cancer cells were treated with  $10^{-6}$  M 3-Cl-AHPC , trypsinized, washed with PBS, fixed with 3.7% paraformaldehyde, and stained with 50  $\mu\text{g/ml}$  DAPI containing 100  $\mu\text{g/ml}$  DNase-free RNase A to visualize nuclei and examined by fluorescent microscopy. Number of apoptotic cells with nuclear morphology typical of apoptosis, including nuclear fragmentation and condensation, was scored in at least 400 cells in each sample using a fluorescence microscope.

#### ***In Vitro* Efficacy of 3-Cl-AHPC Against Breast Carcinoma Cells**

The ability of 3-Cl-AHPC to induce cell death in a number of breast carcinoma cells is documented in Table 3, which presents the concentration of either tRA or 3-Cl-AHPC that results in 50% cell death ( $\text{ED}_{50}$ ). The results demonstrate that 3-Cl-AHPC is more active in killing the breast carcinoma cells than tRA. Low concentrations of 3-Cl-AHPC are capable of killing the breast carcinoma cells while even concentrations of 10  $\mu\text{M}$  tRA did not kill the cells. As further documented in Table 3, 3-Cl-AHPC induced cell death in a variety of breast carcinoma cell lines (MDA-MD-231, MDA-MB-468), which are totally resistant to tRA-mediated inhibition of growth.

**Table 3**  
**Effects of trans-RA and 3-Cl-AHPC on Apoptosis Induction**  
**in Human Breast Cancer Cells**

Cell Type	<u>ED<sub>50</sub> (μM)</u>	
	<u>Trans-RA*</u>	<u>3-Cl-AHPC</u>
MCF-7	>10	0.85
T47-D	>10	0.91
ZR-75	>10	0.70
MDA-MB-231	>10	0.65
MDA-MB-468	>10	0.71

\*< 5% apoptosis

5

***In Vitro* Efficacy of 3-Cl-AHPC Against Primary Cultures of Human Acute Myeloid Leukemia Cells.**

3-Cl-AHPC induced cell death (apoptosis) in primary cultures of human acute myeloid leukemia cells (AML) obtained from patients. These human AML cells are resistant to tRA (Fig. 13). None of the leukemias were acute promyelocytic leukemia but other types of AML which are known to be resistant to the differentiating and anti-proliferative effects of classical retinoids. As illustrated in Fig. 13, 3-Cl-AHPC inhibited the proliferation and induced apoptosis in these leukemia cell samples whereas tRA had no effect.

15 **3-Cl-AHPC Inhibits the *in vivo* growth of breast cancer**

The ability of 3-Cl-AHPC to inhibit the *in vivo* growth of breast carcinoma cells was tested using syngeneic mouse mammary and human breast adenocarcinoma SCID xenograft models. The ability of 3-Cl-AHPC to inhibit the growth of the mouse mammary adenocarcinoma 16/C in female C3H mice is shown in Table 4. Compared to AHPN, 3-Cl-AHPC induced minimal toxicity as evidenced by weight loss of the mice and it inhibited tumor growth by 80% (T/C = 20% where

20

T is the volume of the tumor in the treated group and C is the volume of the tumor in the control group).

**Table 4.**

**AHPN and 3-Cl-AHPC Inhibition of Murine Mammary**

5 **Adenocarcinoma 16/c in Syngeneic Mice**

Treatment	Schedule (days)	Total Dose (mg/kg)	% body wt loss	Drug deaths	T/C %	Log cell kill
None			-4	0/5		
AHPN	1,2,7-9	150	-21	1/5	30	0.63
	1,2,5-9	133	-11	0/5	39	0.49
	1-9	99	-4	0/5	47	
3-Cl-AHPC	1-4,6,8	178	-4	0/5	20	0.9
	1-4,6-8	89	-3	0/5	47	
	1-4,6-8	44	4	0/5	>100	

In addition, 3-Cl-AHPC treatment of SCID mice implanted with human MX-1 breast adenocarcinoma cells resulted in a 70% inhibition of tumor growth with minimal animal toxicity (no animal deaths and weight loss less than 4%) (Table 5). Thus, 3-Cl-AHPC fits the National Cancer Institute definition of a compound with anti-neoplastic activity.

**Table 5**

**3-Cl-AHPC Inhibition of MX-1 Human Mammary**

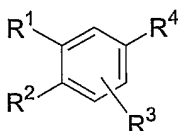
15 **Adenocarcinoma Growth in SCID Mice.**

Treatment	Schedule (days)	Total Dose (mg/kg)	% body wt loss	Drug deaths	T/C %	Log cell kill
None			2	0/5		
3-Cl-AHPC	Qd (3-9)	210	-4	0/5	30	1.2
	Qd (3-9)	140	-4	0/5	56	
	Qd (3-9)	91	-2	0/5	62	

All publications, patents, and patent documents are incorporated by reference herein, as though individually incorporated by reference. The invention has been described with reference to various specific and preferred embodiments and techniques. However, it should be understood that many variations and  
5 modifications may be made while remaining within the spirit and scope of the invention.

What is claimed is:

1. A compound having formula (I):



(I)

5

wherein  $R^1$  is  $C_{1-10}$ alkyl,  $C_{2-10}$ alkenyl,  $C_{2-10}$ alkynyl, halo, halo $C_{1-10}$ alkyl,  $C_{1-10}$ alkoxy, ( $C_{1-10}$ alkyl)mercapto, amino, ( $C_{1-10}$ alkyl)NH-, ( $C_{1-10}$ alkyl) $_2$ N-,  $C_{3-8}$ cycloalkyl,  $C_{3-8}$ cycloalkenyl,  $C_{6-30}$ polycycloalkyl,  $C_{6-30}$ polycycloalkenyl,  $C_{3-8}$ heterocycloalkyl,  $C_{6-30}$ polyheterocycloalkyl,  $C_{3-8}$ heterocycloalkenyl,  $C_{3-30}$ polyheterocycloalkenyl, aryl, heteroaryl, ( $C_{1-10}$ alkyl)-C(O)-, ( $C_{3-8}$ cycloalkyl)-C(O)-, ( $C_{3-8}$ cycloalkenyl)-C(O)-, ( $C_{3-8}$ heterocycloalkyl)-C(O)-, or ( $C_{3-8}$ heterocycloalkenyl)-C(O)-; wherein the cyclic  $R_1$  groups are optionally substituted with one of more  $C_{1-10}$ alkyl groups;

15

$R^2$  is hydrogen, hydroxy, -SH, amino, -CN, ( $C_{1-10}$ alkyl)NH-, ( $C_{1-10}$ alkyl) $_2$ N-, -COOR<sup>14</sup>, -C(=O)R<sup>14</sup>, -C(=O)N(R<sup>14</sup>)<sub>2</sub>, -N(R<sup>14</sup>)C(=O)R<sup>14</sup>, -P(O)(OR<sup>14</sup>)<sub>2</sub> (phosphonic acid), -S(O)<sub>2</sub>OR<sup>14</sup> (sulfonic acid), -S(O)<sub>2</sub>N(R<sup>14</sup>)<sub>2</sub> (sulfonamide), -N-C(NH)-N(R<sup>15</sup>)<sub>2</sub> (guanidino), (hydroxy) $C_{1-10}$ alkylene-, ( $C_{1-10}$ alkyl)-C(O)-, -C(O)-NHOR<sup>14</sup> (hydroxamic acid), or oxime;

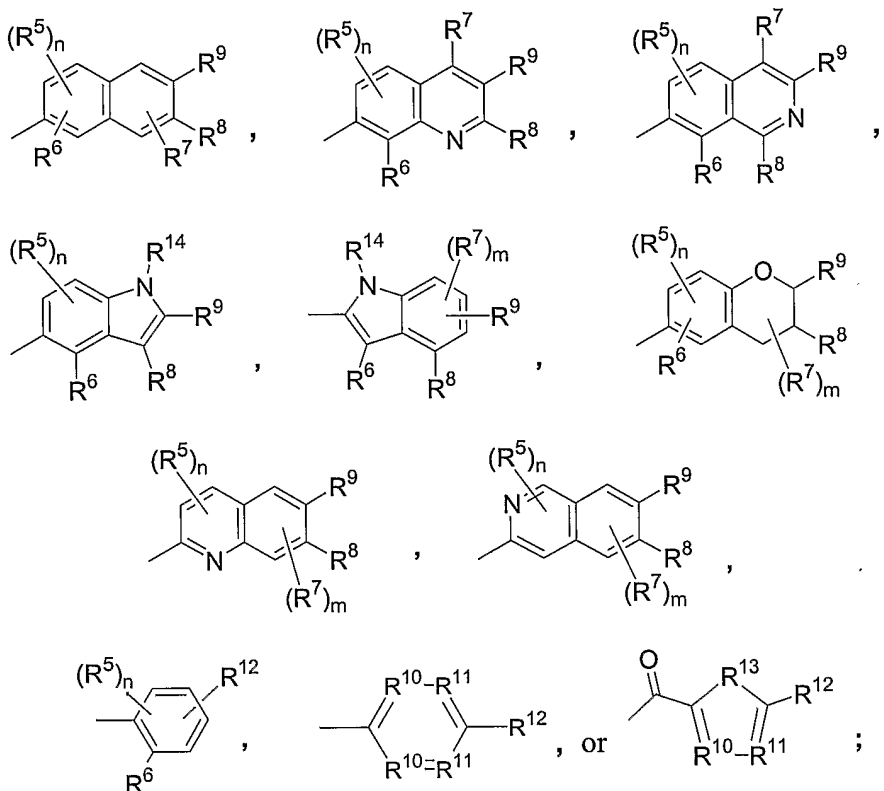
20

$R^3$  is hydrogen,  $C_{1-10}$ alkyl, hydroxy, amino, ( $C_{1-10}$ alkyl)NH-, ( $C_{1-10}$ alkyl) $_2$ N-, -COOR<sup>14</sup> (carboxylic acid), -P(O)(OR<sup>14</sup>)<sub>2</sub> (phosphonic acid), -S(O)<sub>2</sub>OR<sup>14</sup> (sulfonic acid), -S(O)<sub>2</sub>N(R<sup>14</sup>)<sub>2</sub> (sulfonamide), -N-C(NH)-N(R<sup>15</sup>)<sub>2</sub> (guanidino), (hydroxy) $C_{1-10}$ alkylene, ( $C_{1-10}$ alkyl)-C(O)-, -C(O)-NHOR<sup>14</sup> (hydroxamic acid), carbonyl oxime, fluoro, chloro, bromo, iodo, -CF<sub>3</sub> or nitro; or  $R^1$  and  $R^3$  taken together

25

with the ring to which they are attached can form a polycyclic group which can be fully saturated, partially saturated or aromatic;

R<sup>4</sup> is



5

wherein each R<sup>5</sup> is independently hydroxy, C<sub>1-10</sub>alkyl, C<sub>1-10</sub>alkoxy, amino, (C<sub>1-10</sub>alkyl)NH-, (C<sub>1-10</sub>alkyl)<sub>2</sub>N-, (amino)C<sub>1-10</sub>alkyleneoxy)-, (acetamido)alkoxy, (C<sub>1-10</sub>alkyl)mercapto, (hydroxy)C<sub>1-10</sub>alkylene-, halo, halo(C<sub>1-10</sub>alkyl), (C<sub>1-10</sub>alkoxy)C<sub>1-10</sub>alkylene-, nitro, acetamido, phenyl, or substituted phenyl.

10

R<sup>6</sup>, and R<sup>8</sup> are independently hydrogen, hydroxy, C<sub>1-10</sub>alkyl, C<sub>1-10</sub>alkoxy, amino, (C<sub>1-10</sub>alkyl)NH-, (C<sub>1-10</sub>alkyl)<sub>2</sub>N-, (amino)C<sub>1-10</sub>alkyleneoxy)-, (acetamido)alkoxy, (C<sub>1-10</sub>alkyl)mercapto, (hydroxy)C<sub>1-10</sub>alkylene-, halo, halo(C<sub>1-10</sub>alkyl), (C<sub>1-10</sub>alkoxy)C<sub>1-10</sub>alkylene-, nitro, acetamido, phenyl, or substituted phenyl;

15

each  $R^7$  is independently hydroxy,  $C_{1-10}$ alkyl,  $C_{1-10}$ alkoxy, amino, ( $C_{1-10}$ alkyl)NH-, ( $C_{1-10}$ alkyl)<sub>2</sub>N-, (amino) $C_{1-10}$ alkyleneoxy-, (acetamido)-alkoxy, ( $C_{1-10}$ alkyl)mercapto, (hydroxy) $C_{1-10}$ alkylene-, halo, halo( $C_{1-10}$ )alkyl, ( $C_{1-10}$ alkoxy) $C_{1-10}$ alkylene-, nitro, acetamido, phenyl, or substituted phenyl, or two  $R^7$  groups or  $R^7$  and  $R^8$ , attached to the same carbon atom, can be oxo (=O);

$R^9$  is -COOR<sup>14</sup>, -P(O)(OR<sup>14</sup>)<sub>2</sub>, -S(O)<sub>2</sub>OR<sup>14</sup>, -C(O)-NHOR<sup>14</sup>, thiazolidenedione, tropolone, tetrazole, nitro, -(CH<sub>2</sub>)<sub>j</sub>OR<sup>15</sup>, or -N-C(NH)-N(R<sup>15</sup>)<sub>2</sub>;

$R^{10}$  and  $R^{11}$  are independently S, N, CH, or CR<sup>7</sup>;

$R^{12}$  is -C(R<sup>16</sup>)=C(R<sup>16</sup>)(R<sup>9</sup>), aryl-R<sup>9</sup>, or 2-cyclopropyl-R<sup>9</sup>, where each  $R^{16}$  is independently hydrogen or fluorine;

$R^{13}$  is selected from S, O, NH, and N( $C_{1-10}$ alkyl), N(aryl);

$R^{14}$  is hydrogen, ( $C_{1-25}$ )alkyl or aryl;

$R^{15}$  is hydrogen, ( $C_{1-10}$ alkyl)-C(O)-, or (aryl)-C(O)-;

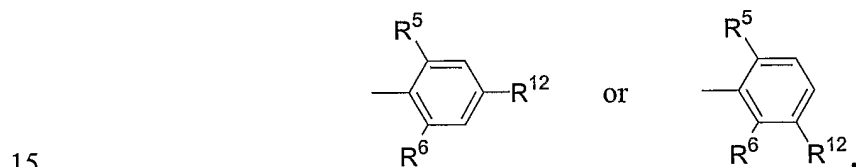
$j$  is from 1 to 10; and  $n$  and  $m$  are independently 0, 1, 2, or 3.

wherein any alkyl, alkenyl, alkynyl, cycloalkyl, cycloalkenyl, polycycloalkyl, polycycloalkenyl, heterocycloalkyl, polyheterocycloalkyl, heterocycloalkenyl, polyheterocycloalkenyl, aryl, or heteroaryl group of  $R^1$ ,  $R^2$ ,  $R^3$ ,  $R^5$ ,  $R^6$ ,  $R^7$ , and  $R^8$ , is optionally substituted with one or more, such as 1, 2, 3, or 4, substituents independently selected from oxo(=O), halo, -OH, -CN, -NO<sub>2</sub>, -CF<sub>3</sub>, -OCF<sub>3</sub>, -S(O)<sub>0-2</sub> $C_{1-6}$  alkyl,  $C_{1-8}$ alkyl,  $C_{1-8}$ alkoxy,  $C_{1-8}$ alkyl-NR<sub>a</sub>R<sub>b</sub>, phenyl,  $C_{1-8}$ alkanoyl, -NR<sub>a</sub>R<sub>b</sub>, -C(=O)NR<sub>a</sub>R<sub>b</sub>, or -SO<sub>2</sub>NNR<sub>a</sub>R<sub>b</sub>;

wherein each R<sub>a</sub> and R<sub>b</sub> is independently hydrogen,  $C_{1-6}$ alkyl,  $C_{1-6}$ alkanoyl,  $C_{1-6}$ alkoxycarbonyl, aryl, (aryl) $C_{1-8}$ alkylene-, arylcarbonyl, or aryloxycarbonyl; or R<sub>a</sub> and R<sub>b</sub> together with the nitrogen to which they are attached form a pyrrolidino, piperidino, morpholino, or thiomorpholino ring; or

a pharmaceutical acceptable salt thereof.

2. The compound of claim 1 wherein R<sup>1</sup> is branched alkyl, unbranched alkyl, polycycloalkyl, polycycloalkenyl, heteropolycycloalkyl, or heteropolycycloalkenyl.
3. The compound of claims 1 or 2 wherein R<sup>1</sup> is adamantyl, bicyclooctyl, bicyclooctenyl, aza-bicyclooctyl, or aza-bicyclooctenyl.
4. The compound of any of claims 1-3 wherein R<sup>1</sup> is adamantyl.
5. The compound of any of claims 1-4 wherein R<sup>2</sup> is hydroxy, -COOR<sup>14</sup>, -C(=O)CH<sub>3</sub>, or -SH.
6. The compound of any of claims 1-5 wherein R<sup>2</sup> is hydroxy.
7. The compound of any of claims 1-6 wherein R<sup>3</sup> is hydrogen, methyl, ethyl, chloro, bromo, fluoro, or -CF<sub>3</sub>.
8. The compound of any of claims 1-7 wherein R<sup>3</sup> is hydrogen, or methyl.
9. The compound of any of claims 1-8 wherein R<sup>4</sup> is



10. The compound of any of claims 1-9 wherein R<sup>5</sup> and R<sup>6</sup> are independently hydrogen, methyl, ethyl, methoxy, ethoxy, chloro, bromo, fluoro, -CF<sub>3</sub>, -O-(CH<sub>2</sub>)<sub>3</sub>-NH<sub>2</sub>, or -O-(CH<sub>2</sub>)<sub>3</sub>-NH-C(=O)CH<sub>3</sub>.
11. The compound of any of claims 1-10 wherein R<sup>5</sup> and R<sup>6</sup> are independently hydrogen, methyl, methoxy, ethoxy, chloro, bromo, fluoro, -CF<sub>3</sub>, -O-(CH<sub>2</sub>)<sub>3</sub>-NH<sub>2</sub> or -O-(CH<sub>2</sub>)<sub>3</sub>-NH-C(=O)CH<sub>3</sub>.
12. The compound of any of claims 1-11 wherein R<sup>5</sup> and R<sup>6</sup> are independently hydrogen, methyl, chloro, bromo, or fluoro, -CF<sub>3</sub>, -O-(CH<sub>2</sub>)<sub>3</sub>-NH<sub>2</sub> or -O-(CH<sub>2</sub>)<sub>3</sub>-NH-C(=O)CH<sub>3</sub>.

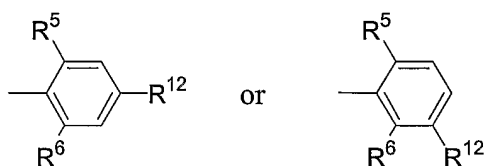
13. The compound of any of claims 1-12 wherein one of R<sup>5</sup> and R<sup>6</sup> is hydrogen and the other is methyl, chloro, bromo, -CF<sub>3</sub>, -O-(CH<sub>2</sub>)<sub>3</sub>-NH<sub>2</sub> OR or -O-(CH<sub>2</sub>)<sub>3</sub>-NH-C(=O)CH<sub>3</sub>.
14. The compound of any of claims 1-13 wherein R<sup>7</sup> is hydrogen, methyl, ethyl, alkoxy, chloro, bromo, fluoro, or -CF<sub>3</sub>.
15. The compound of any of claims 1-14 wherein R<sup>7</sup> and R<sup>8</sup> are independently hydrogen, methyl, methoxy, ethoxy, -O(CH<sub>2</sub>)<sub>3</sub>-NHR<sub>a</sub>, chloro, bromo, or fluoro.
16. The compound of any of claims 1-15 wherein R<sup>7</sup> and R<sup>8</sup> are independently hydrogen, methyl, -O(CH<sub>2</sub>)<sub>3</sub>-NH-C(=O)CH<sub>3</sub>, chloro, bromo, or fluoro.
17. The compound of any of claims 1-16 wherein R<sup>7</sup> and R<sup>8</sup> are independently hydrogen, methyl, or chloro.
18. The compound of any of claims 1-17 wherein R<sup>9</sup> is -COOR<sup>14</sup>, -P(O)(OR<sup>14</sup>)<sub>2</sub>, -S(O)<sub>2</sub>OR<sup>14</sup>, or -C(O)-NHOR<sup>14</sup>.
19. The compound of any of claims 1-18 wherein R<sup>9</sup> is -COOR<sup>14</sup>.
20. The compound of any of claims 1-19 wherein R<sup>10</sup> and R<sup>11</sup> are independently N, CH or CR<sup>7</sup>.
21. The compound of any of claims 1-20 wherein R<sup>10</sup> and R<sup>11</sup> are independently CH or CR<sup>7</sup>.
22. The compound of any of claims 1-21 wherein R<sup>12</sup> is -C(H)=C(H)(R<sup>9</sup>), or aryl-R<sup>9</sup>,
23. The compound of any of claims 1-22 wherein R<sup>13</sup> is NH, or N(C<sub>1-10</sub>alkyl).
24. The compound of any of claims 1-23 wherein R<sup>14</sup> is hydrogen, or alkyl.
25. The compound of any of claims 1-24 wherein R<sup>14</sup> is hydrogen, or -(CH<sub>2</sub>)<sub>i</sub>Me and i is from 0-22.

26. The compound of any of claims 1-25 wherein  $R^{14}$  is hydrogen, methyl, or ethyl.

27. The compound of any of claims 1-26 wherein having the formula (II):



5 wherein  $R^1$  is polycycloalkyl, *e.g.*, adamantyl,  $R^2$  is  $-OH$ ,  $R^4$  is



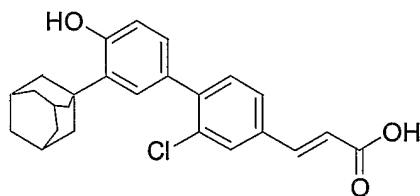
$R^{12}$  is  $-C(H)=C(H)-C(=O)OR^{14}$  where  $R^{14}$  is hydrogen or ethyl; and  $R^5$  and  $R^6$  are independently hydrogen, methyl, methoxy, chloro, or fluoro.

10

28. The compound of any of claims 1-27 wherein  $R^{12}$  is the E-isomer

29. The compound of any of claims 1-27 wherein  $R^3$  is  $-CF_3$

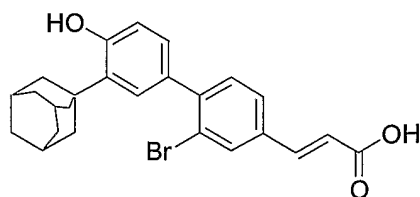
30. The compound of any of claims 1-27 having the formula:



15

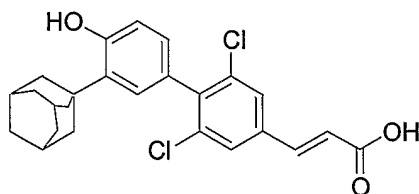
or a pharmaceutically acceptable salt thereof.

31. The compound of any of claims 1-27 having the formula:



or a pharmaceutically acceptable salt thereof.

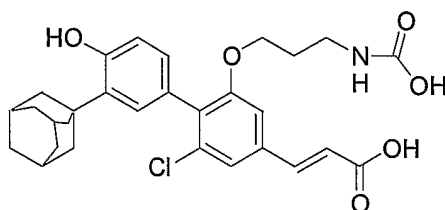
32. The compound of any of claims 1-27 having the formula:



5

or a pharmaceutically acceptable salt thereof.

33. The compound of any of claims 1-27 having the formula:



10

or a pharmaceutically acceptable salt thereof.

34. A method of treating cancer in a mammal comprising contacting the cancer cells with a compound of any of claims 1-33, effective to reduce the viability of the cancerous cells.

15

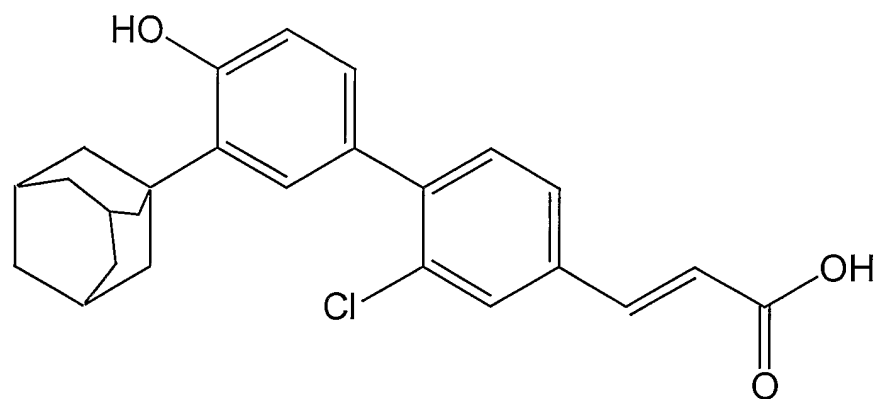
35. The method of claim 34 wherein the cancer is lung cancer, breast cancer, prostate cancer, or a leukemia.

36. The method of claims 34 or 35 wherein the leukemia is acute lymphocytic leukemia, acute myelogenous leukemia, or chronic myelogenous leukemia.

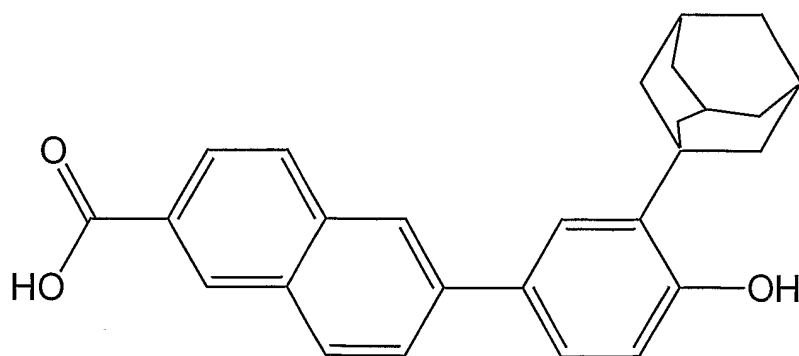
20

37. A method for inducing apoptosis, modulating caspase activity, or inducing cell death in a mammal comprising contacting target cells with a compound of any of claims 1-33, effective to induce apoptosis, modulate caspase activity, or induce cell death the target cells.

38. A compound of any of claims 1-33 for use in medical therapy.
39. The use of a compound of any of claims 1-33 to prepare a medicament useful for treating cancer in a mammal.
40. The use of claim 39 wherein the cancer is lung cancer, breast cancer,  
5 prostate cancer, or a leukemia.
41. The use of claims 39 or 40 wherein the leukemia is acute lymphocytic leukemia, acute myelogenous leukemia, or chronic myelogenous leukemia.
42. The use of a compound of any of claims 1-33 to prepare a medicament  
10 useful for inducing apoptosis, modulating caspase activity, or inducing cell death in a mammal.

*FIG. 1A*

4-[3-(1-Adamantyl)-4-hydroxyphenyl]-3-chlorocinnamic,  
acid (3-Cl-AHPC)

*FIG. 1B*

6-[3-(1-Adamantyl)-4-hydroxyphenyl]-2-naphthalenecarboxylic  
acid, (AHPN)

FIG. 2A

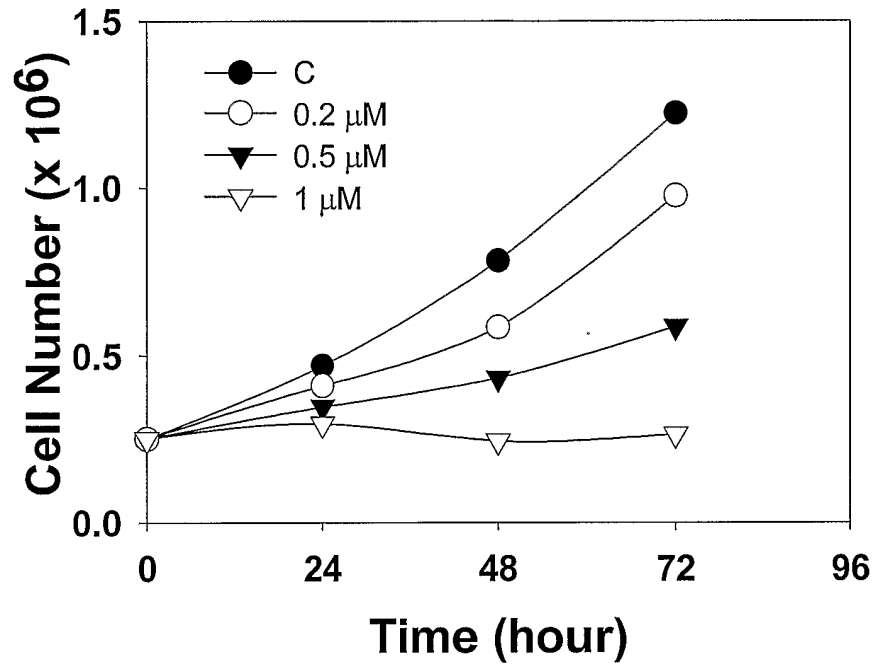


FIG. 2B

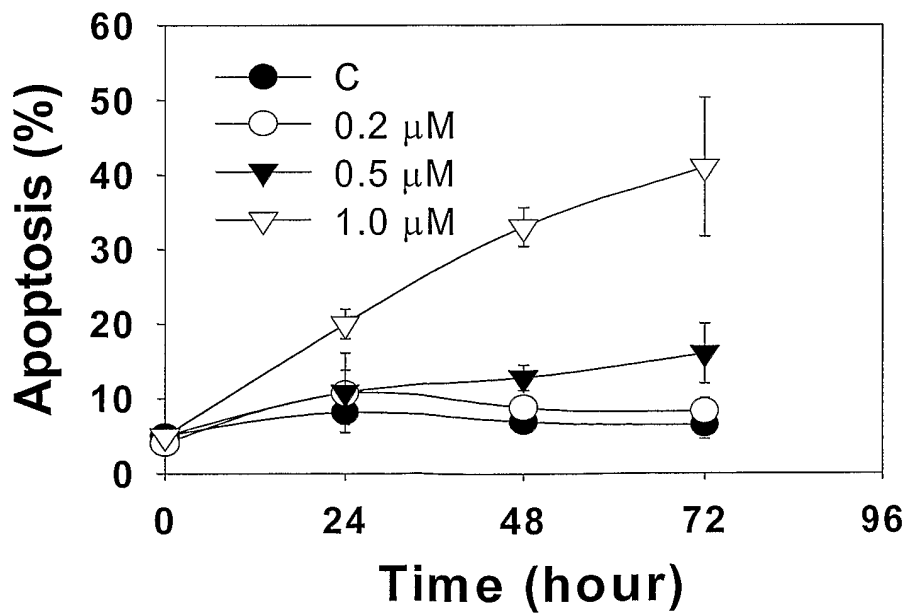


FIG. 2C

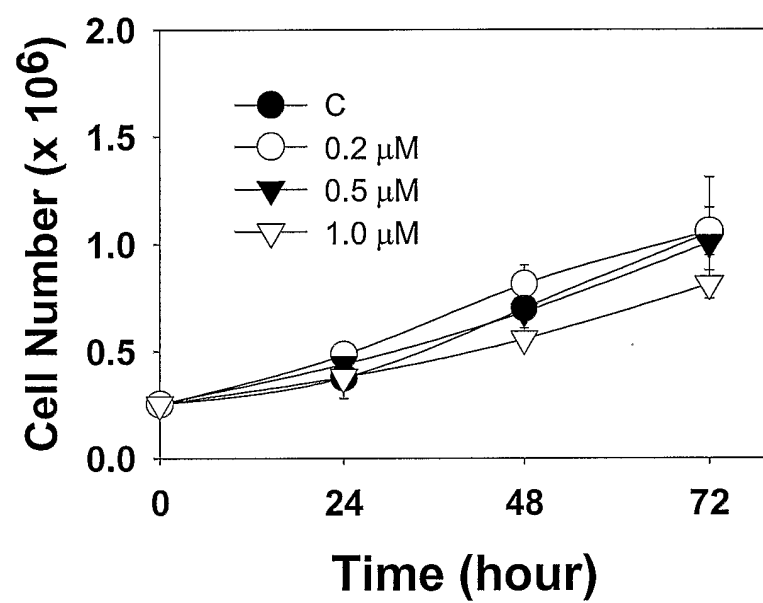


FIG. 3A

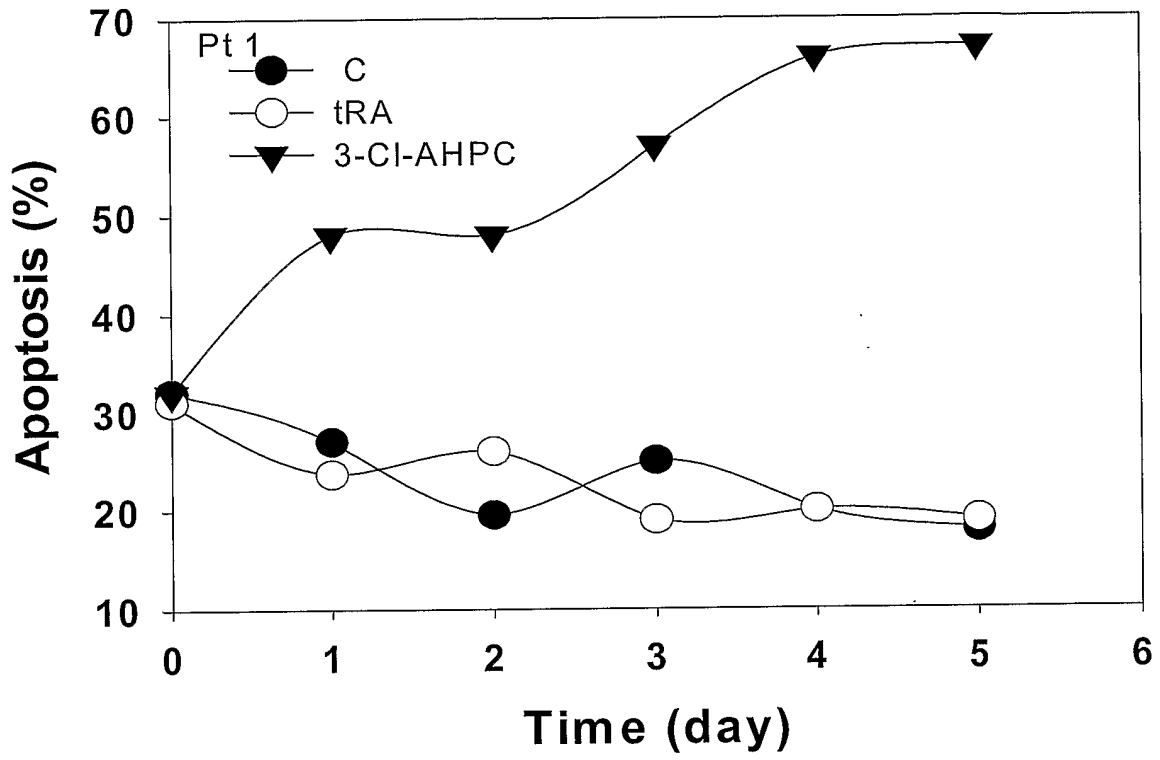


FIG. 3B

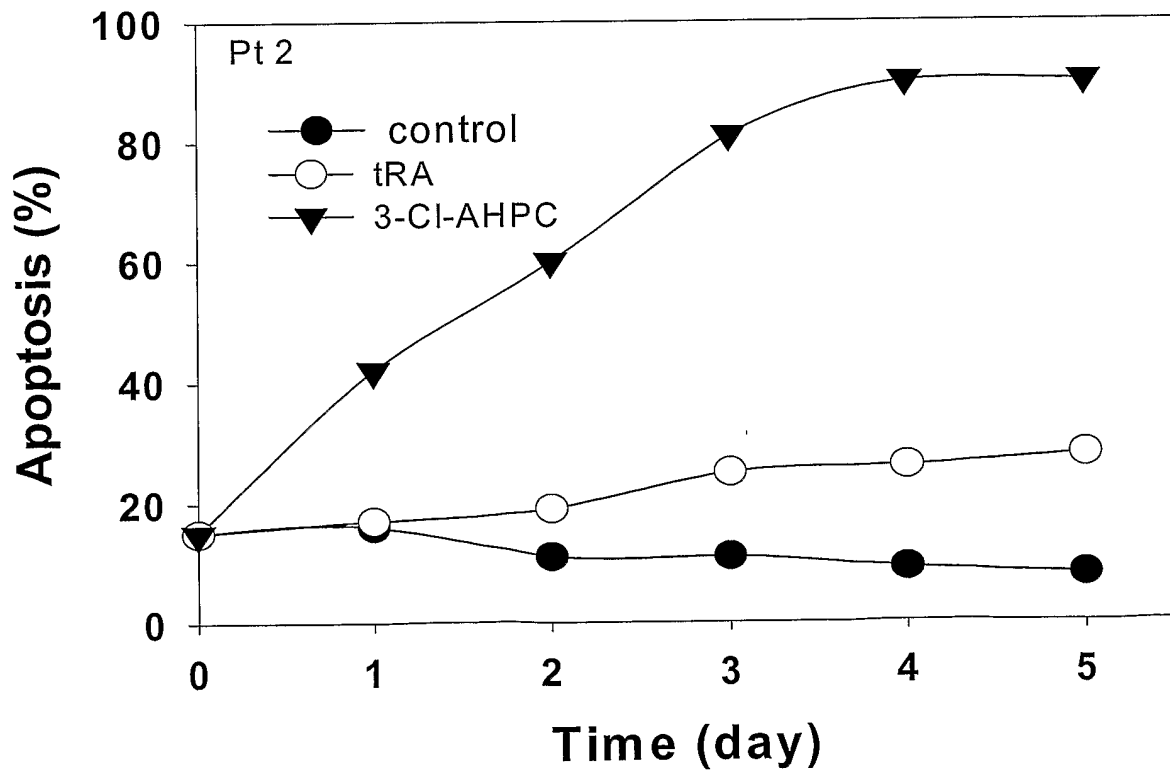


FIG. 3C

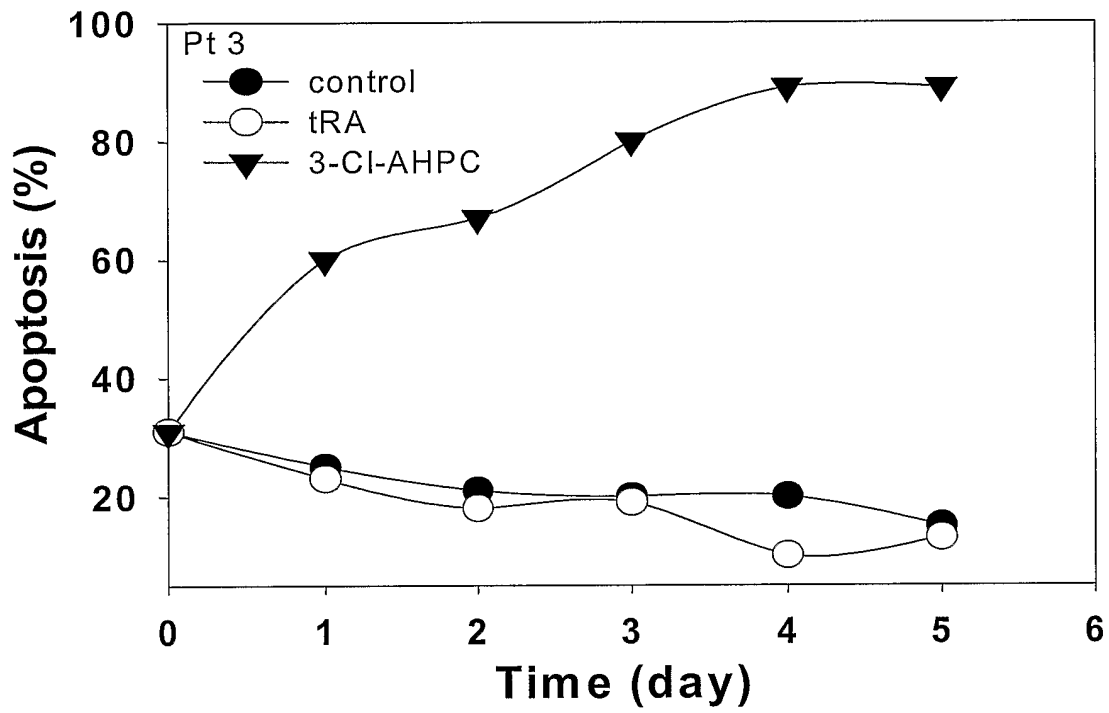


FIG. 3D

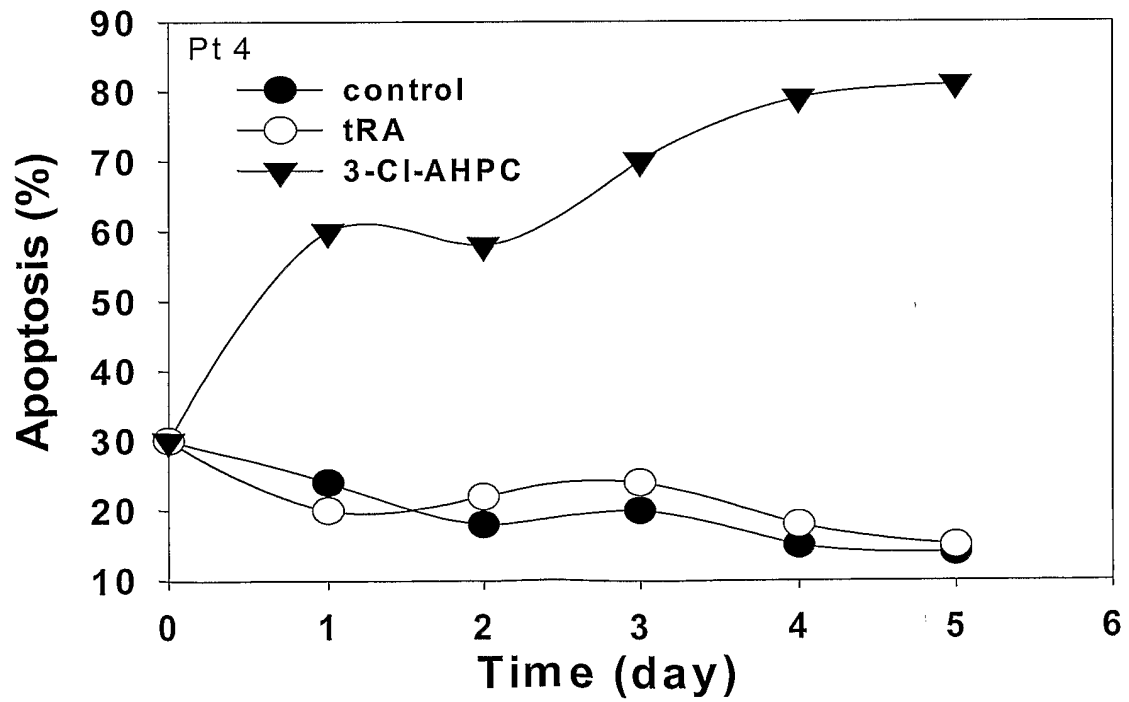


FIG. 3E

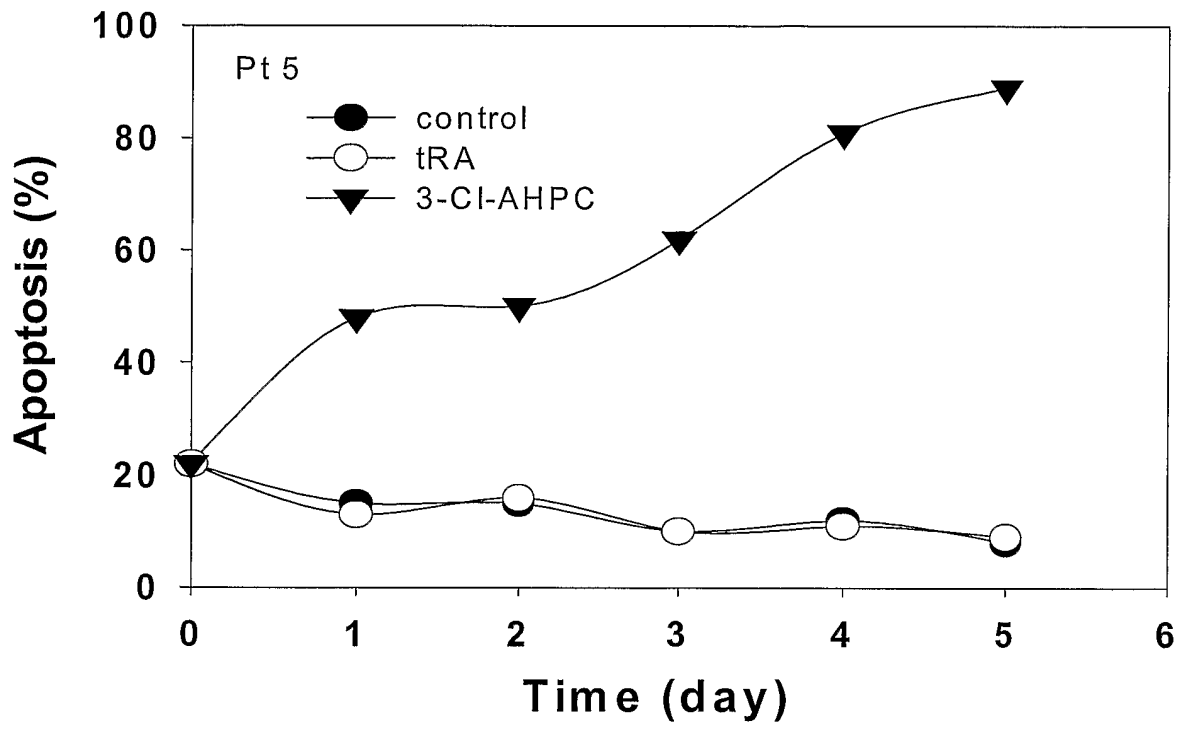


FIG. 3F

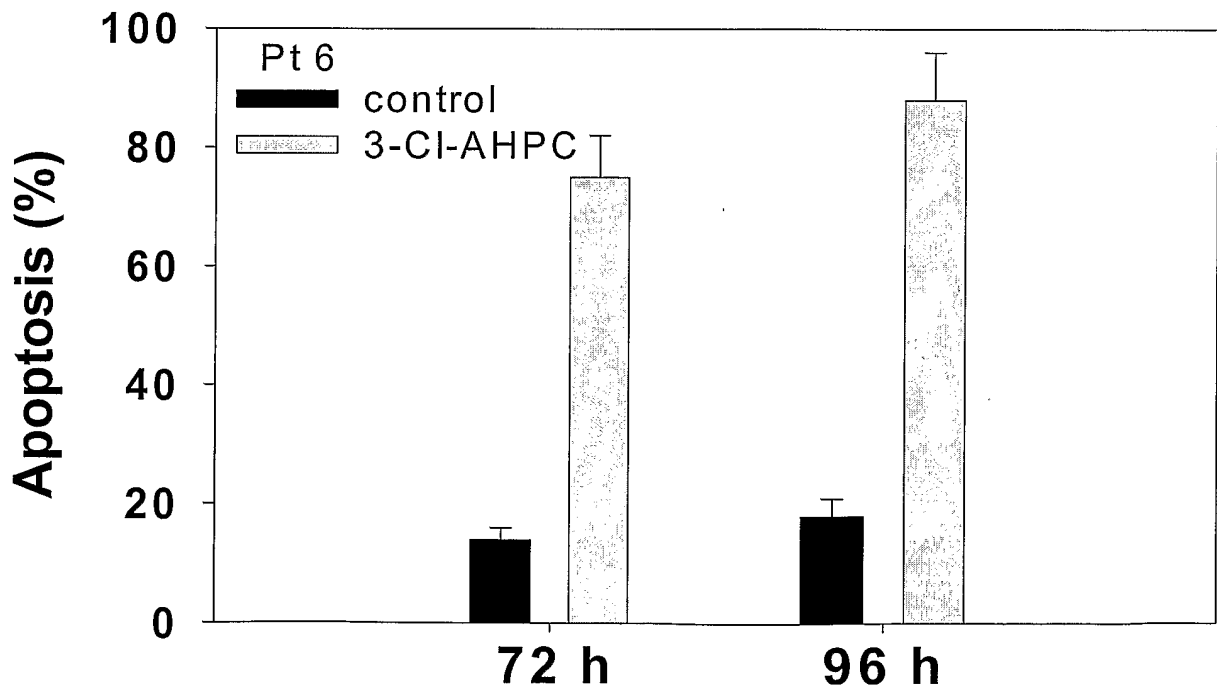


FIG. 3G

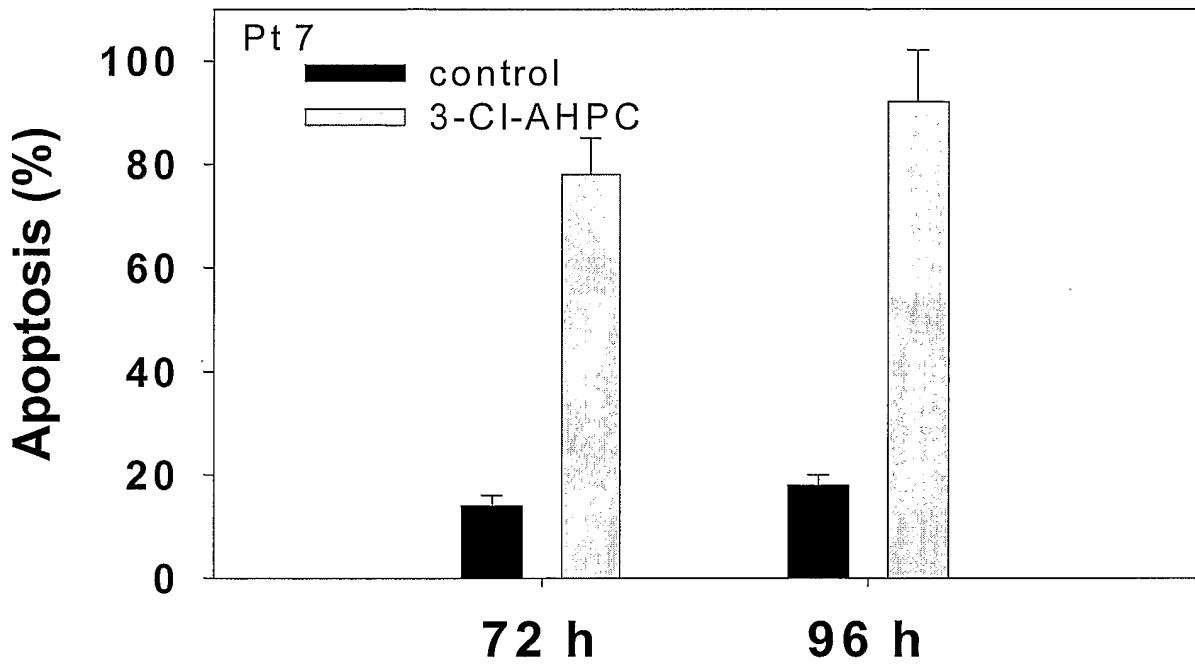


FIG. 3H

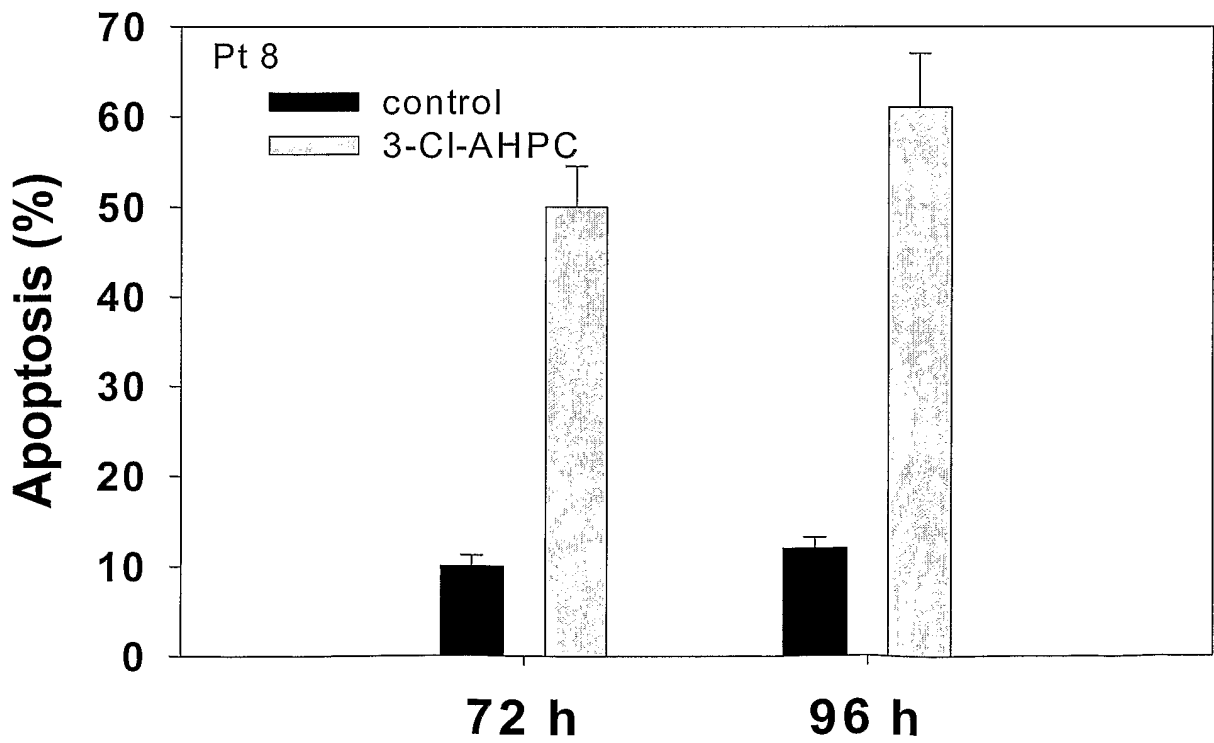


FIG. 3I

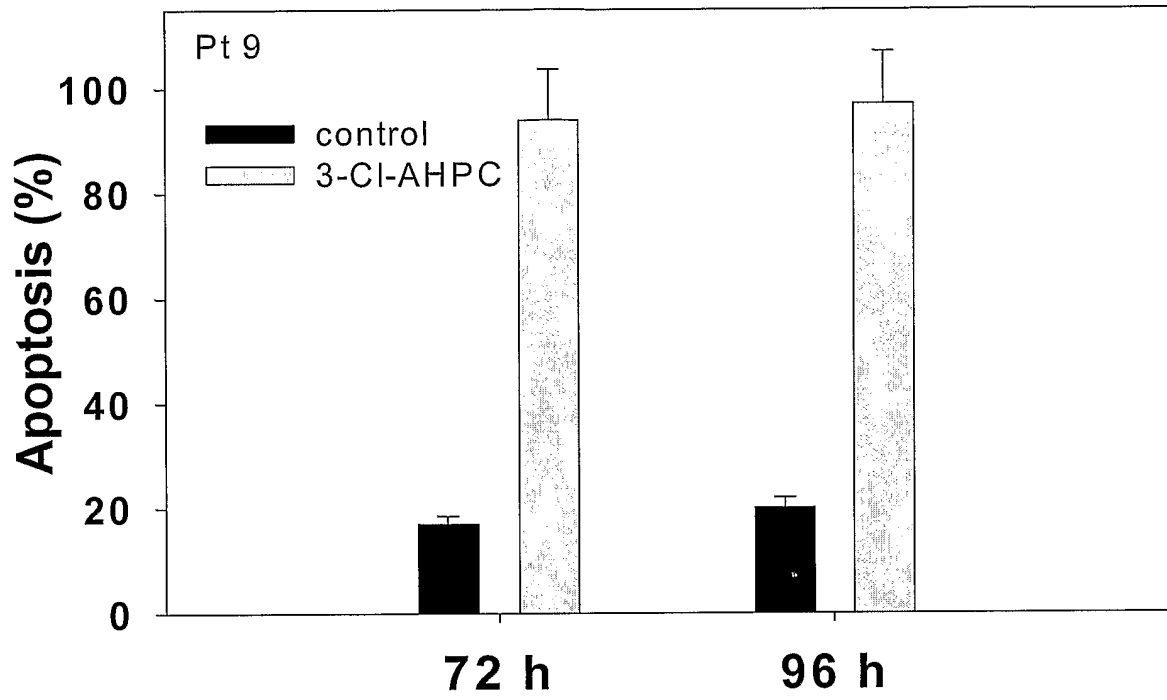


FIG. 3J

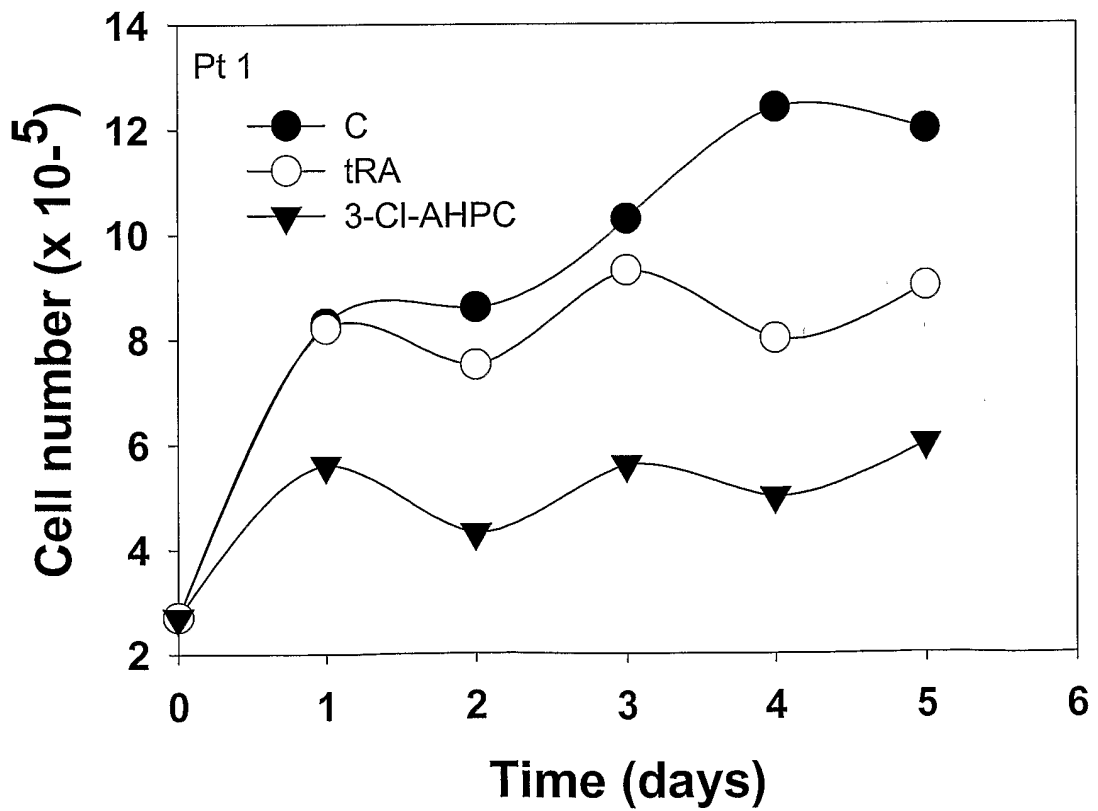


FIG. 3K

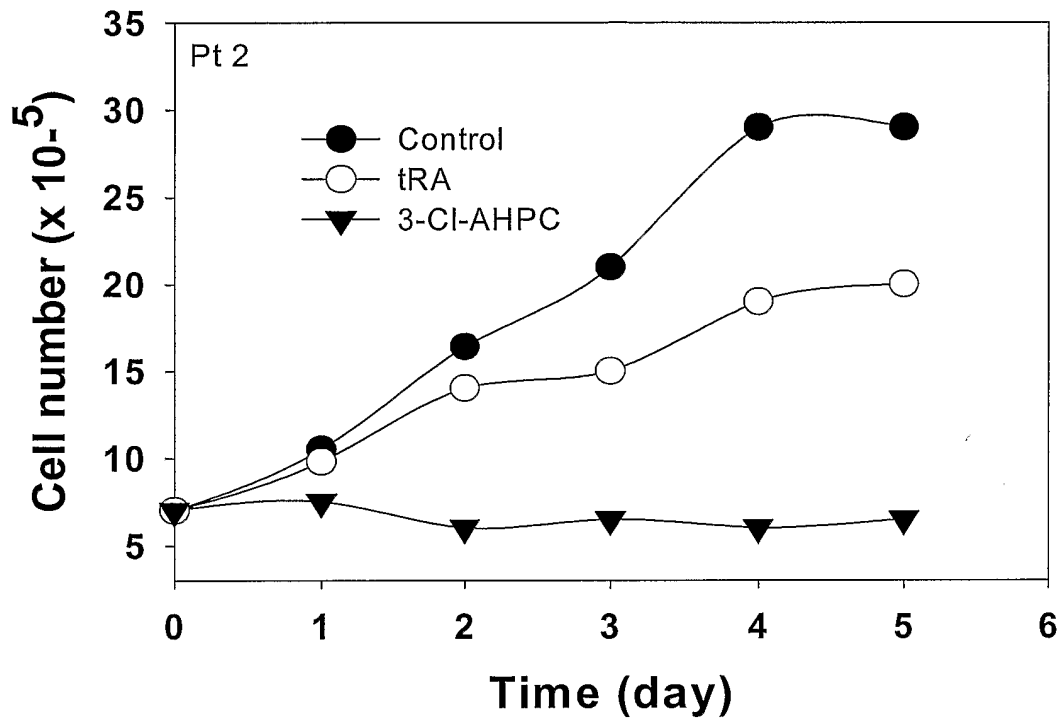


FIG. 3L

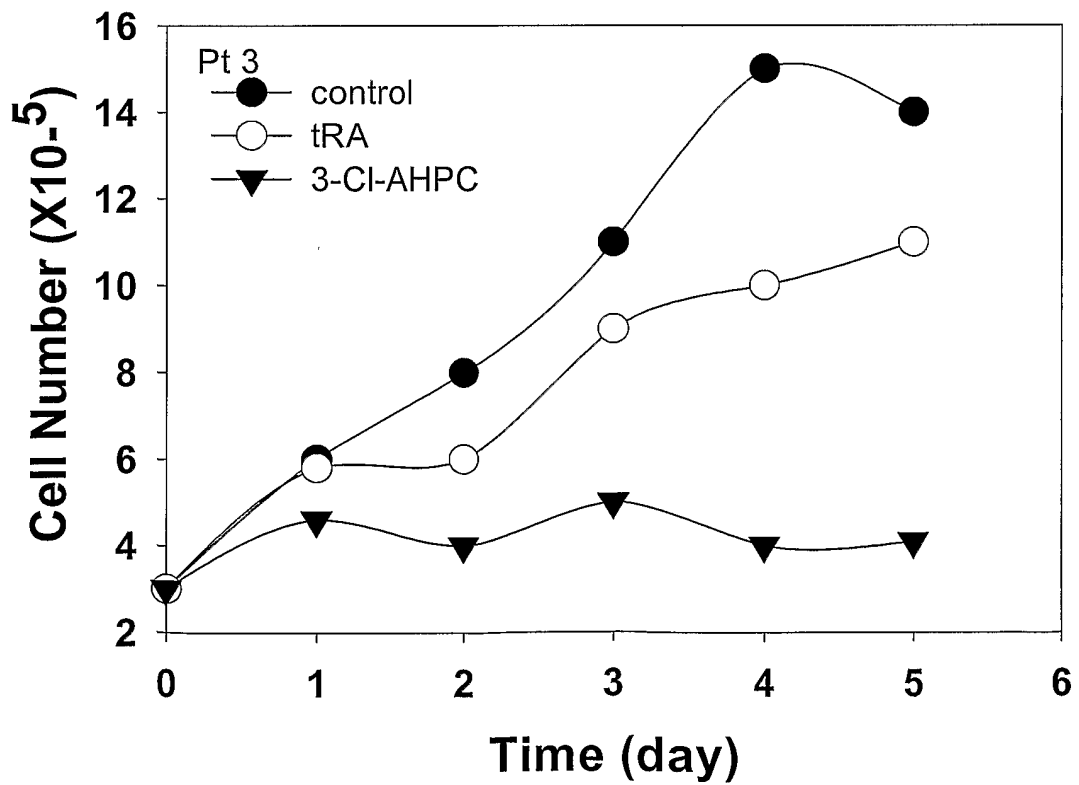


FIG. 3M

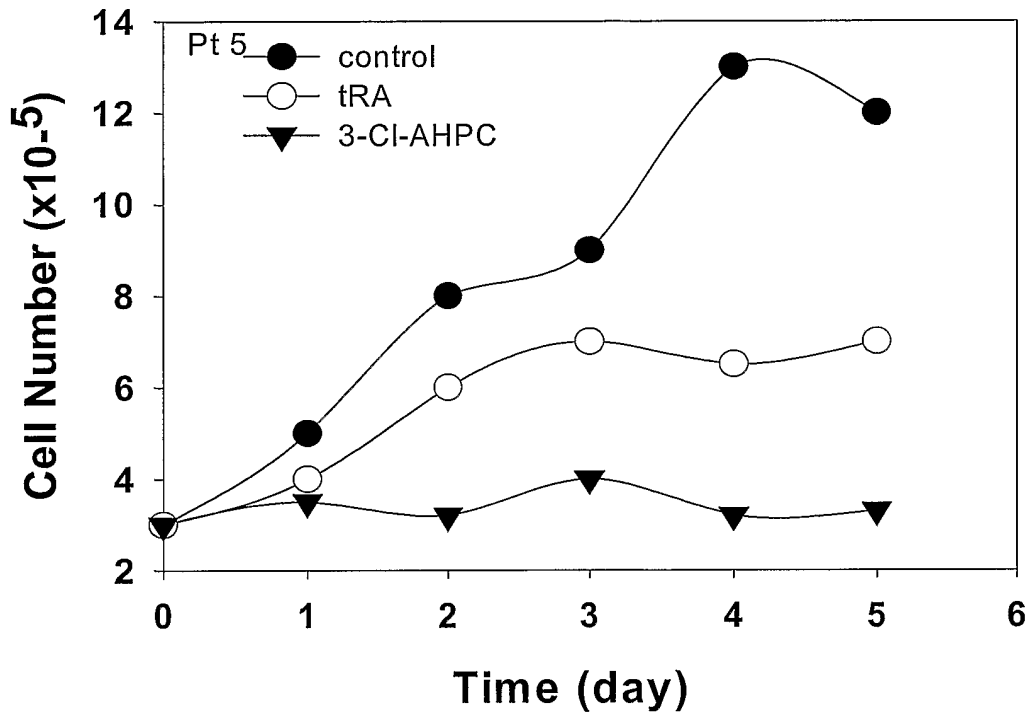


FIG. 3N

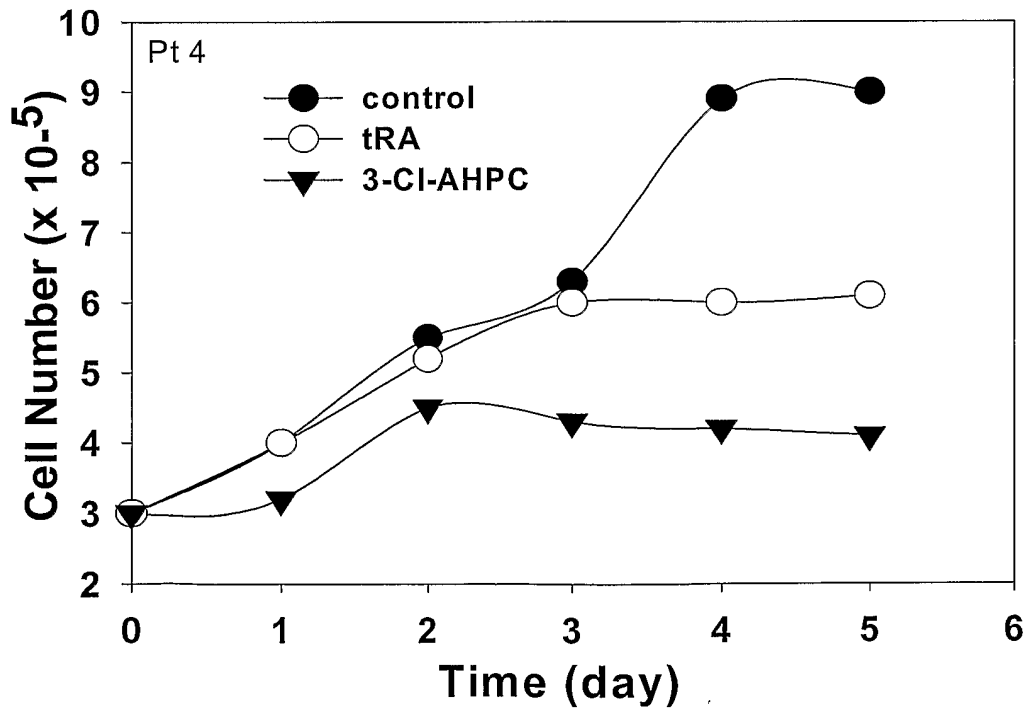
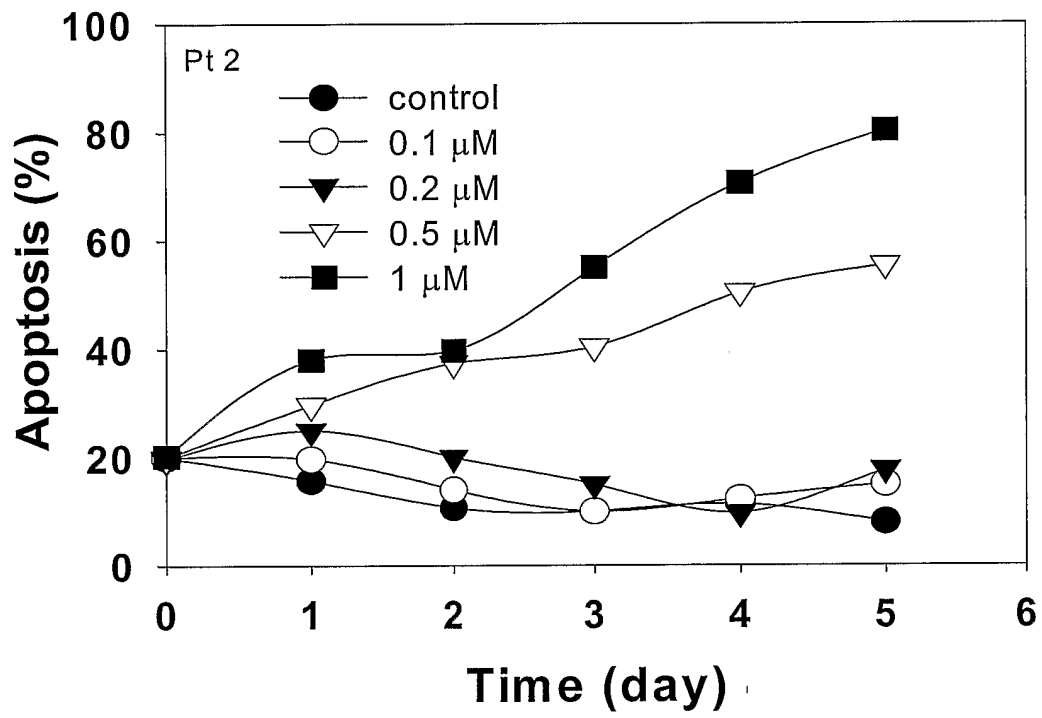
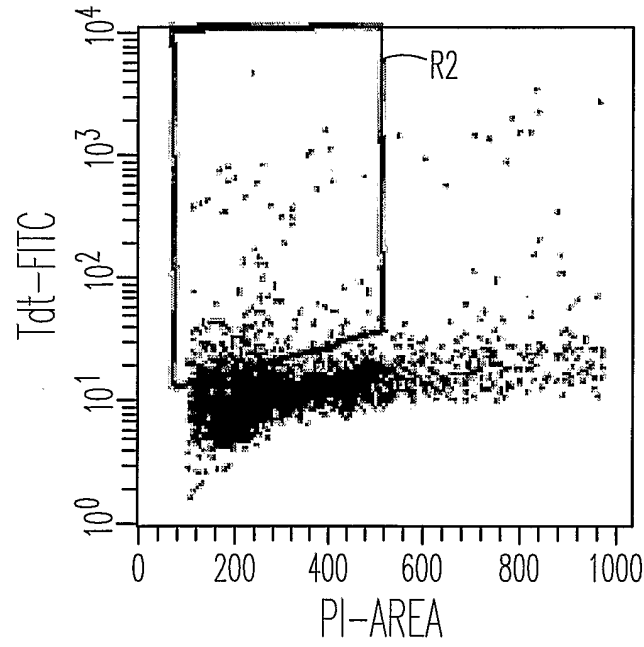


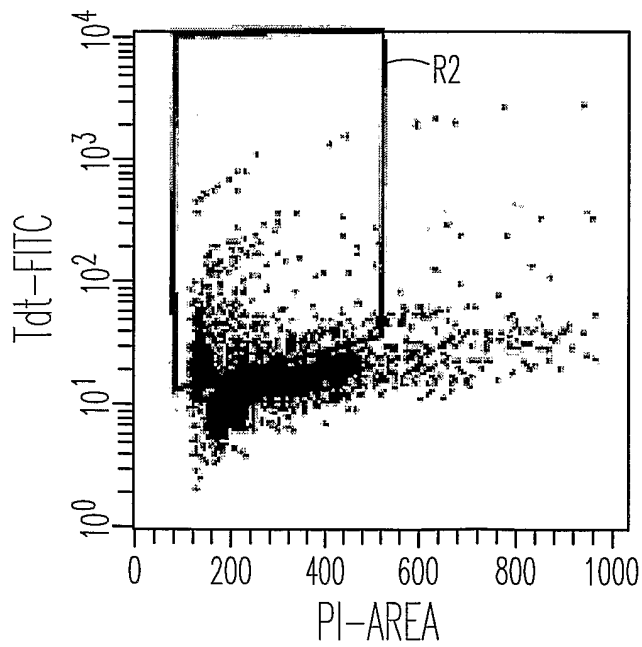
FIG. 30



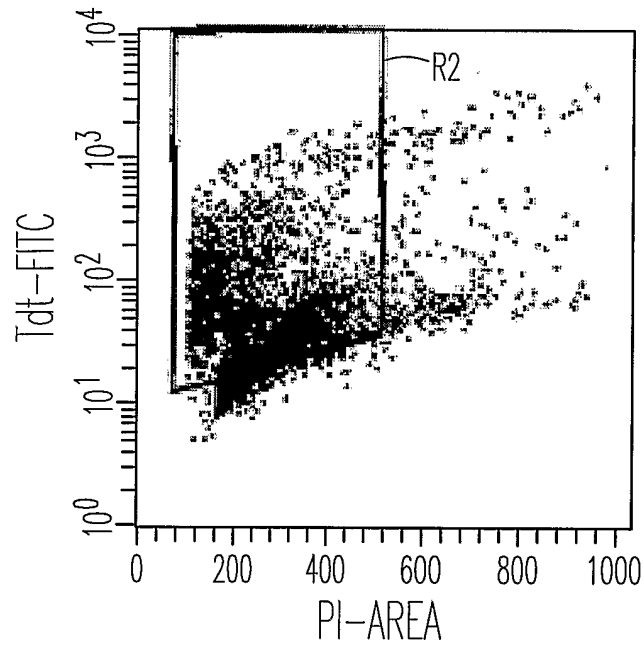
12/25



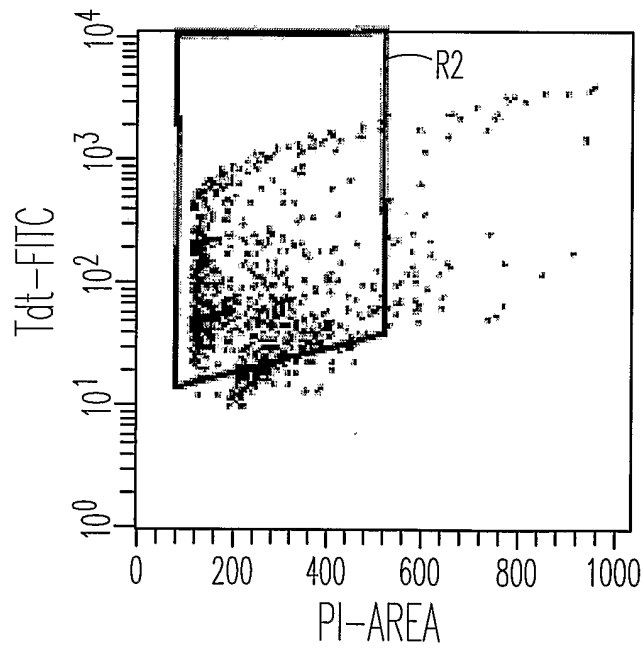
**Fig.4A**



**Fig.4B**



**Fig.4C**



**Fig.4D**

FIG. 5A

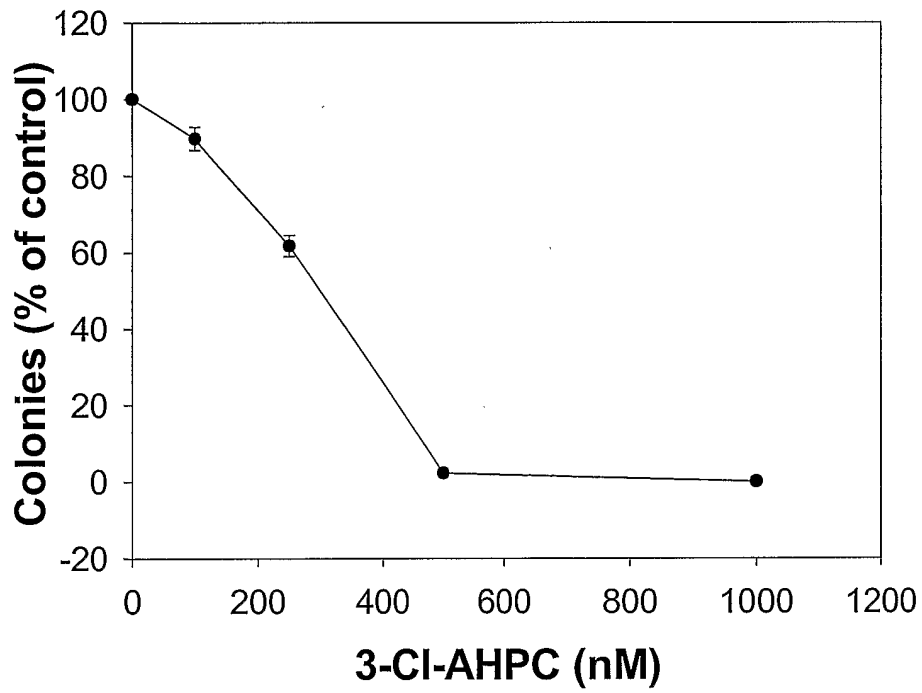


FIG. 5B

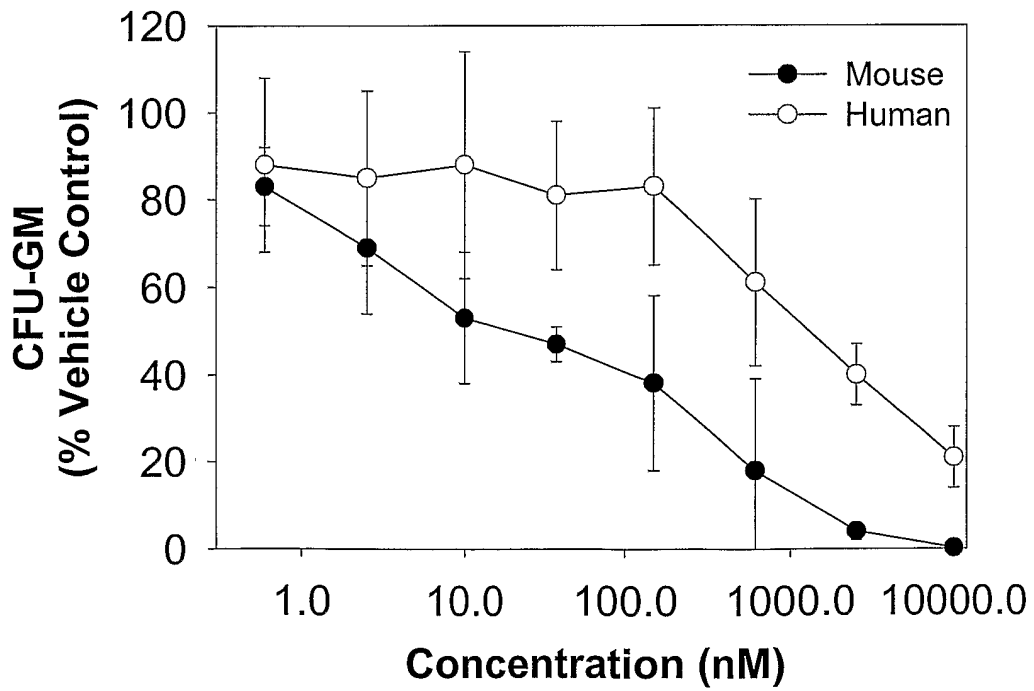


FIG. 6A

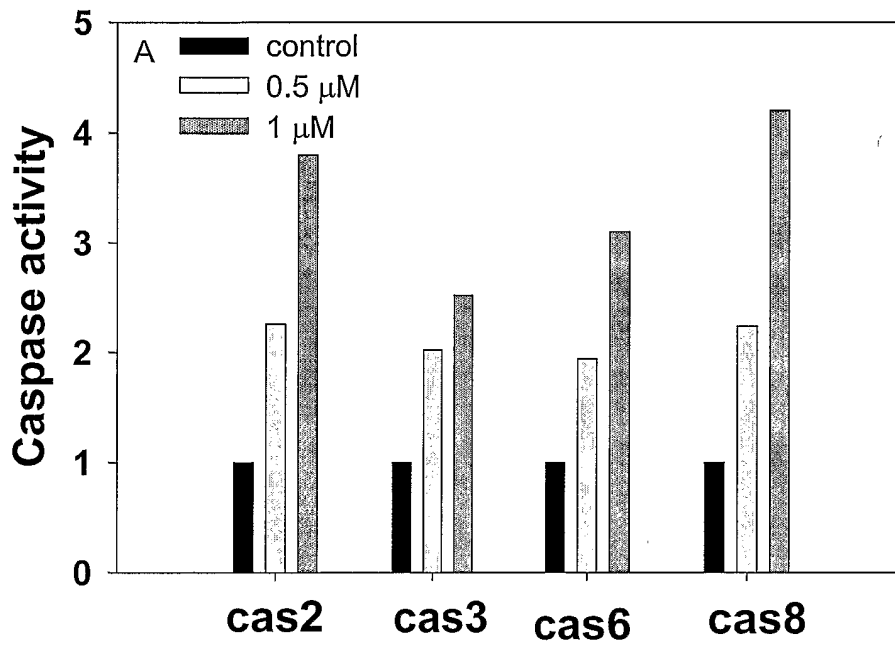
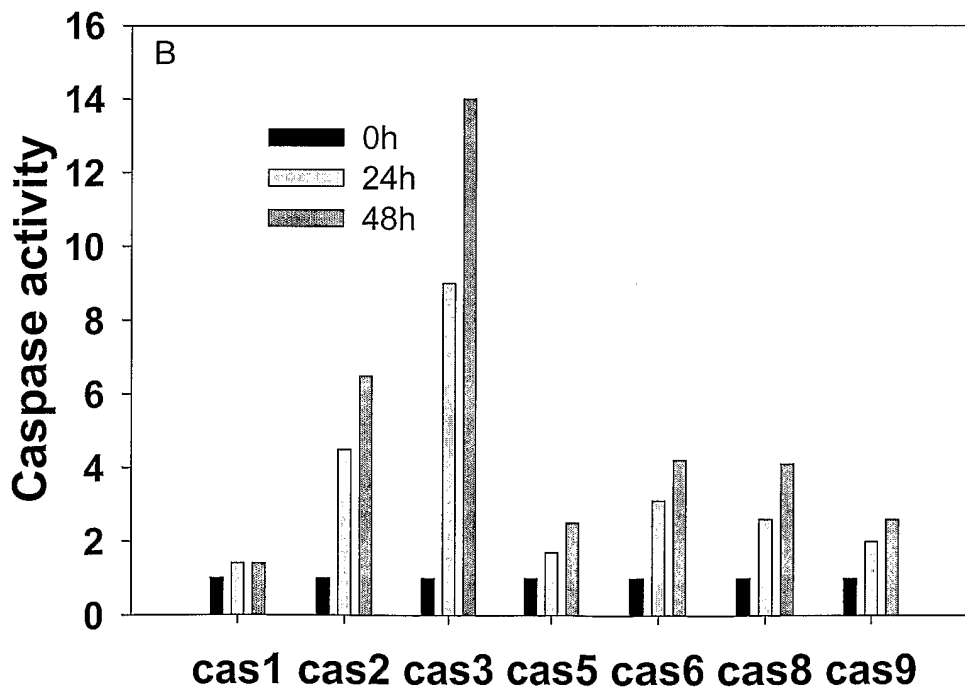


FIG. 6B



*FIG. 6C*

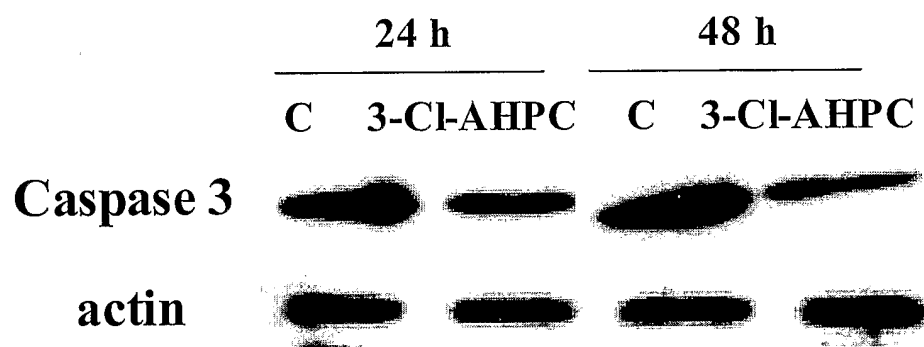


FIG. 7A

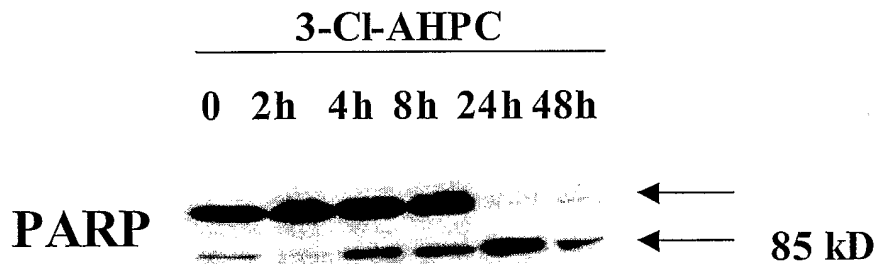


FIG. 7B

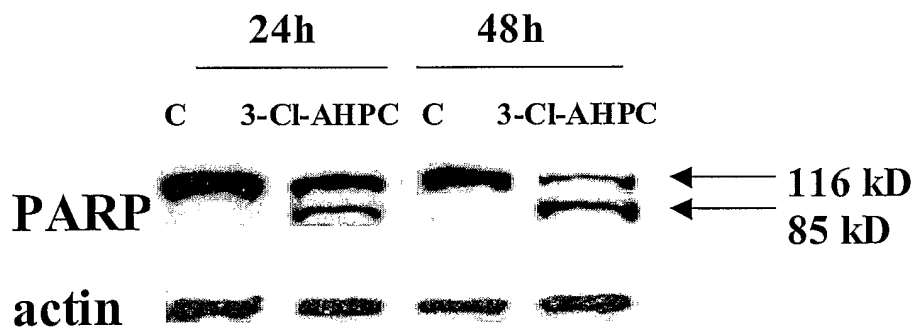


FIG. 8A

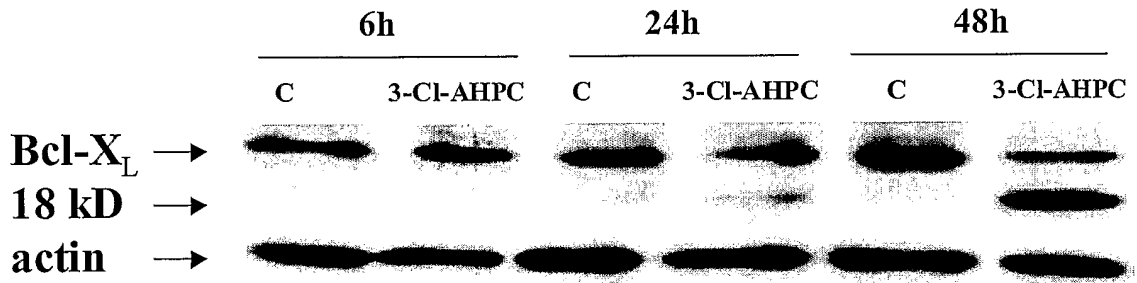


FIG. 8B




FIG. 9A

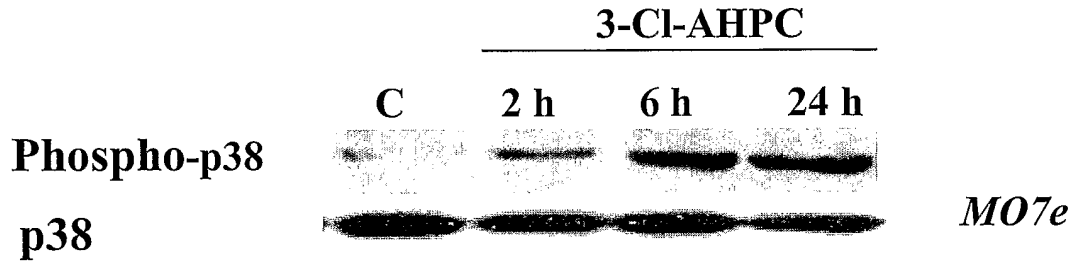


FIG. 9B

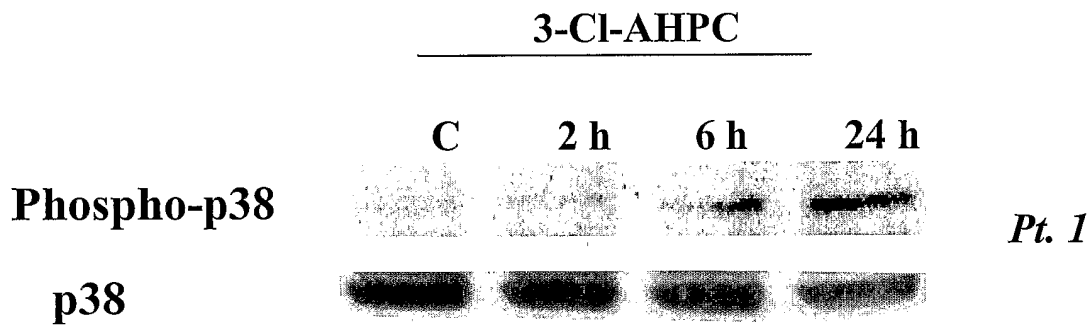


FIG. 9C

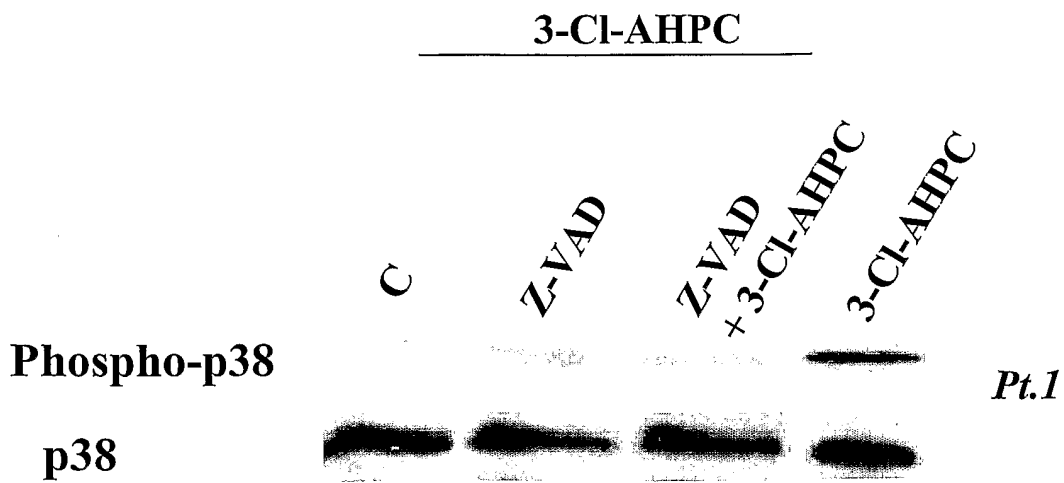


FIG. 9D

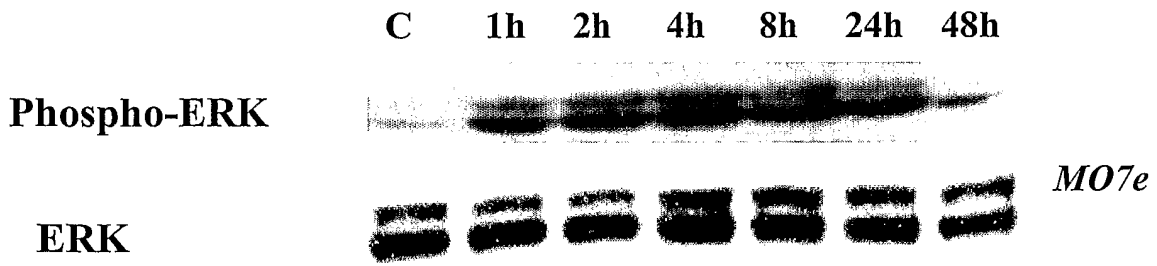


FIG. 9E

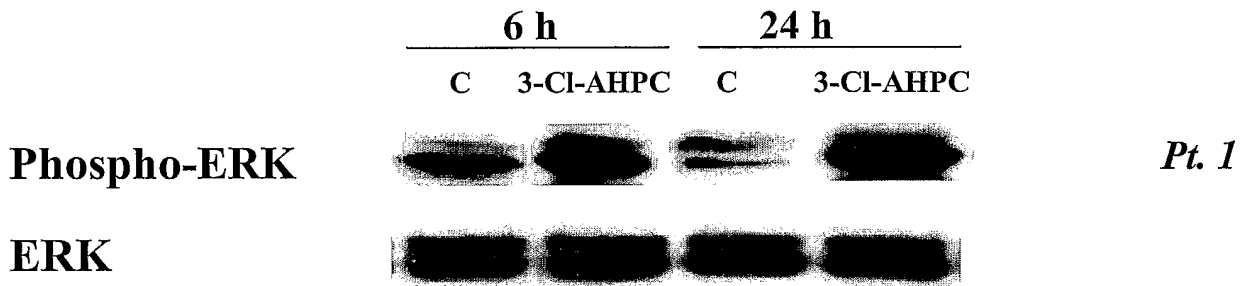


FIG. 9F




FIG. 9G

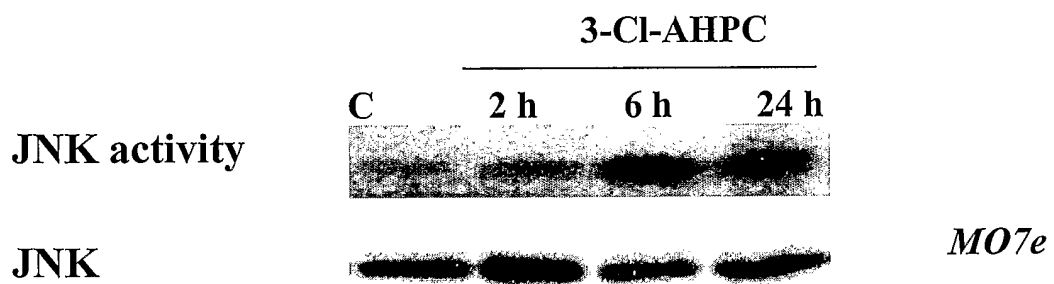


FIG. 9H

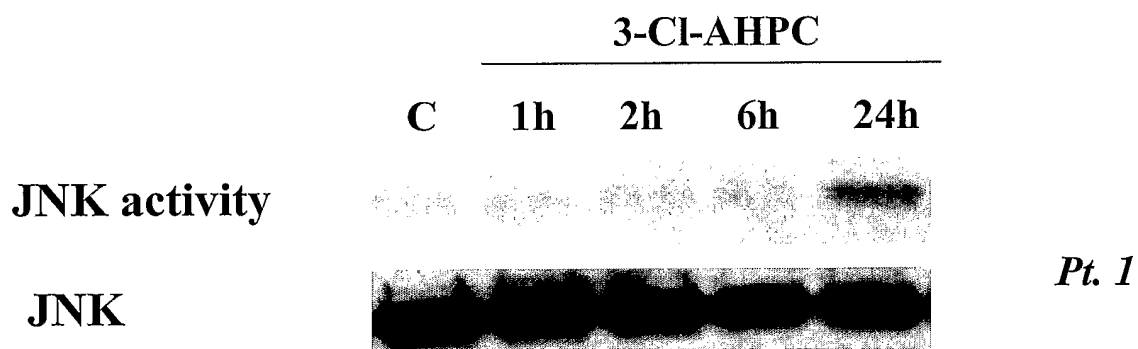


FIG. 9I

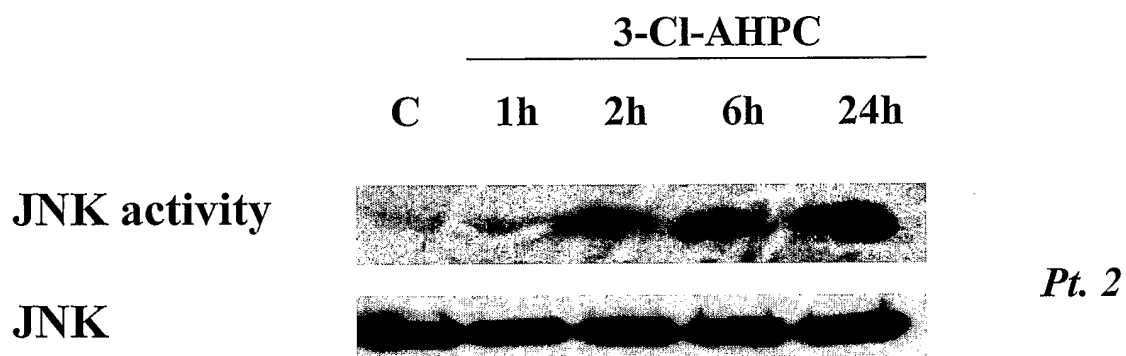


FIG. 9J

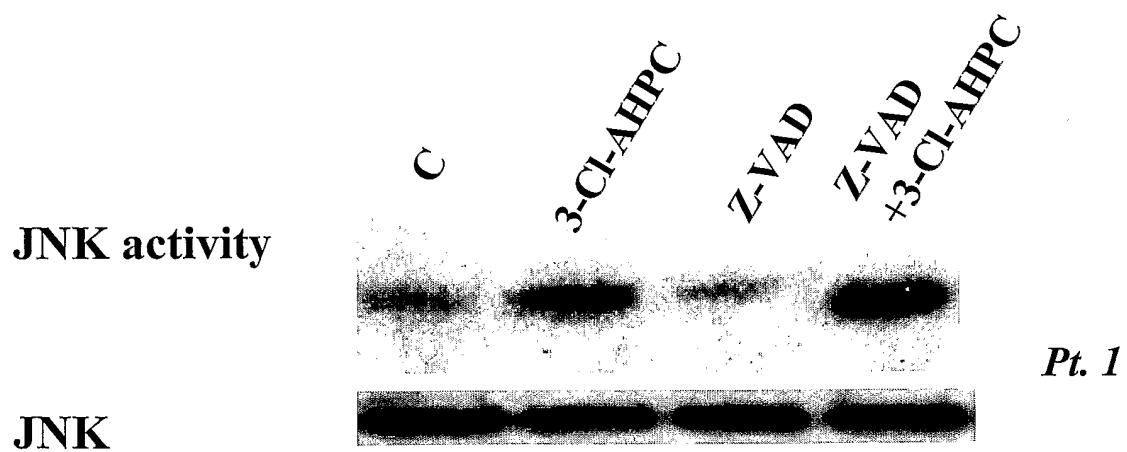


FIG. 10A




FIG. 10B

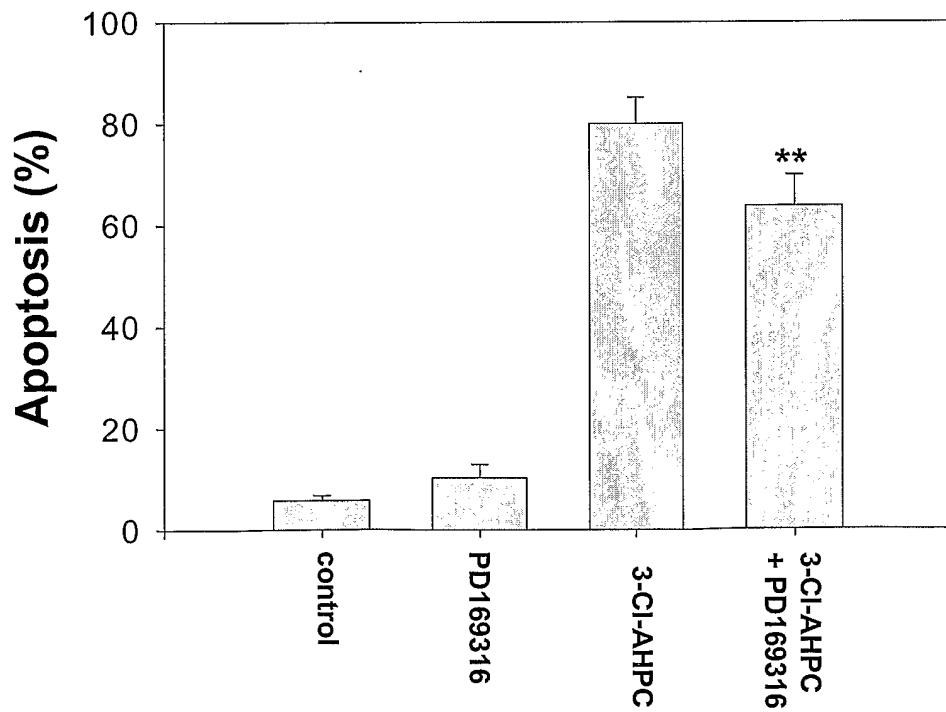


FIG. 11

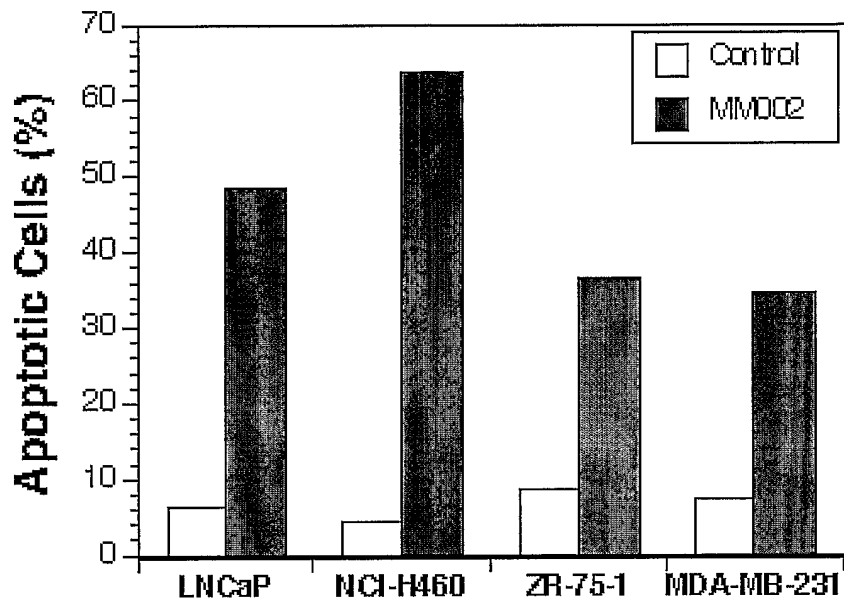


FIG. 12

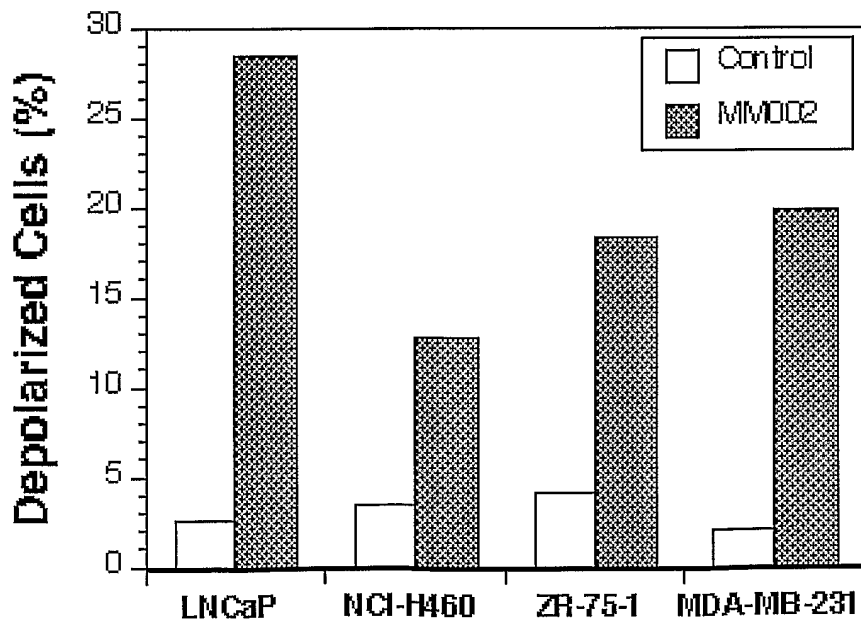
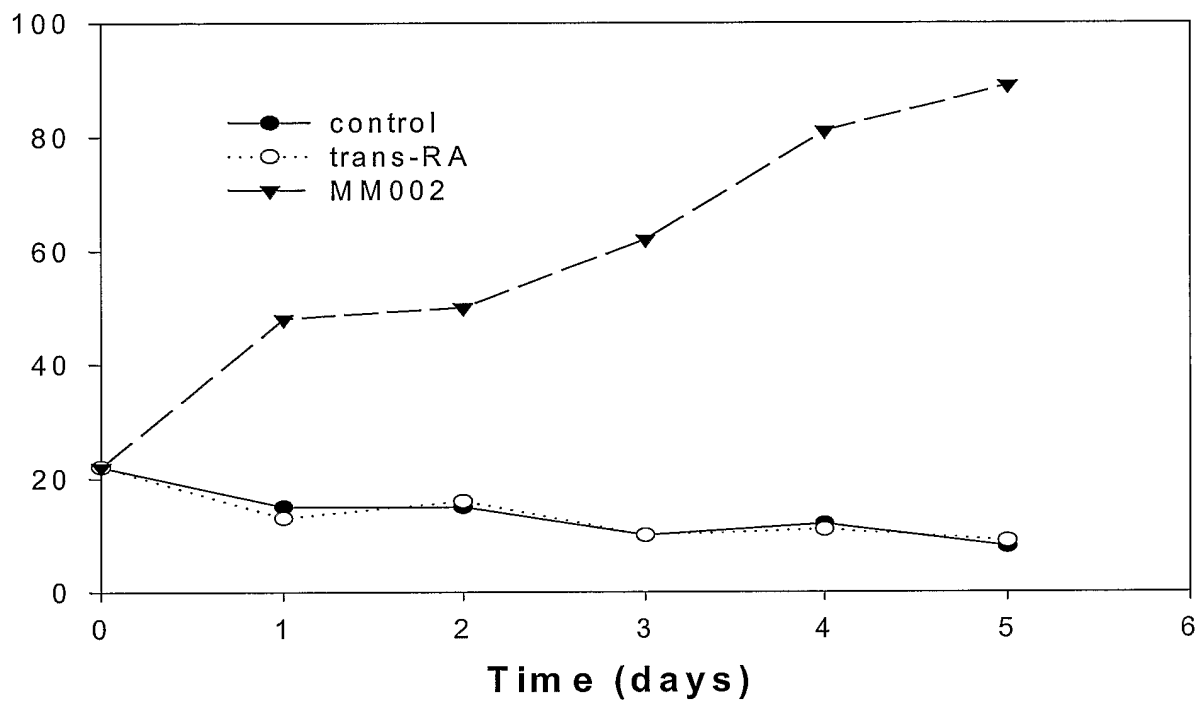


FIG. 13



**INTERNATIONAL SEARCH REPORT**

International Application No  
PCT/US 02/38506

**A. CLASSIFICATION OF SUBJECT MATTER**  
 IPC 7 C07C59/54 C07C59/56 C07C59/72 C07C65/17 C07C217/54  
 C07C233/18 C07D209/42 C07D311/74 C07D311/82 A61K31/192  
 A61K31/353 A61K31/404 A61P35/00

According to International Patent Classification (IPC) or to both national classification and IPC

**B. FIELDS SEARCHED**

Minimum documentation searched (classification system followed by classification symbols)  
 IPC 7 C07C C07D

Documentation searched other than minimum documentation to the extent that such documents are included in the fields searched

Electronic data base consulted during the international search (name of data base and, where practical, search terms used)

EPO-Internal, WPI Data, EMBASE, BEILSTEIN Data, CHEM ABS Data

**C. DOCUMENTS CONSIDERED TO BE RELEVANT**

Category °	Citation of document, with indication, where appropriate, of the relevant passages	Relevant to claim No.
X	COOK J W ET AL: "Colchicine and Related compounds. Part IX" JOURNAL OF THE AMERICAN CHEMICAL SOCIETY, AMERICAN CHEMICAL SOCIETY, WASHINGTON, DC, US, 1950, pages 139-147, XP002162324 ISSN: 0002-7863 page 145, line 10-14	1,10,11, 18,19, 22, 24-26,28
X	EL-FERALY, F.S.: "Randainol: A neolignan from sassafras randaiense" PHYTOCHEMISTRY, vol. 23, no. 10, 1984, pages 2329-2331, XP001121256 page 2330, column 1; example 5	1,9,28, 38

Further documents are listed in the continuation of box C.

Patent family members are listed in annex.

° Special categories of cited documents :

- \*A\* document defining the general state of the art which is not considered to be of particular relevance
- \*E\* earlier document but published on or after the international filing date
- \*L\* document which may throw doubts on priority claim(s) or which is cited to establish the publication date of another citation or other special reason (as specified)
- \*O\* document referring to an oral disclosure, use, exhibition or other means
- \*P\* document published prior to the international filing date but later than the priority date claimed

- \*T\* later document published after the international filing date or priority date and not in conflict with the application but cited to understand the principle or theory underlying the invention
- \*X\* document of particular relevance; the claimed invention cannot be considered novel or cannot be considered to involve an inventive step when the document is taken alone
- \*Y\* document of particular relevance; the claimed invention cannot be considered to involve an inventive step when the document is combined with one or more other such documents, such combination being obvious to a person skilled in the art.
- \*&\* document member of the same patent family

Date of the actual completion of the international search

13 March 2003

Date of mailing of the international search report

01/04/2003

Name and mailing address of the ISA

European Patent Office, P.B. 5818 Patentlaan 2  
 NL - 2280 HV Rijswijk  
 Tel. (+31-70) 340-2040, Tx. 31 651 epo nl,  
 Fax: (+31-70) 340-3016

Authorized officer

Herzog, A

## INTERNATIONAL SEARCH REPORT

International Application No

PCT/US 02/38506

C.(Continuation) DOCUMENTS CONSIDERED TO BE RELEVANT		
Category °	Citation of document, with indication, where appropriate, of the relevant passages	Relevant to claim No.
X	JOSHI, K.C. ET AL.: "Possible psychopharmacological agents. IV. Synthesis of some fluorine containing indoles and related compounds" J. F. PRAKT. CHEM., vol. 320, no. 4, 1978, pages 701-704, XP009007459 page 701, Reaction Scheme page 702; table 1 ---	1,2,7, 10-12, 24-26,38
X	DAWSON, MARCIA I. ET AL: "Apoptosis induction in cancer cells by a novel analogue of 6-'3-(1-adamantyl)-4-hydroxyphenyl!-2-naphthalenecarboxylic acid lacking retinoid receptor transcriptional activation activity" CANCER RESEARCH, vol. 61, no. 12, 15 June 2001 (2001-06-15), pages 4723-4730, XP002234595 abstract page 4724, column 1; figure 1; example 2 page 4726, column 2 ---	1-8, 10-12, 14-19, 24-26, 34-42
X	DAWSON, MARCIA I. ET AL: "Effects of trans-retinoic acid, 9-cis-retinoic acid, 1.alpha.,25- (dihydroxy)vitamin D3 and a novel apoptosis-inducing retinoid on breast cancer and endothelial cell growth" CANCER LETTERS, vol. 133, no. 1, 1998, pages 1-8, XP002234596 abstract ---	1-8, 10-19, 24-26, 34-42
X	EP 0 947 496 A (GALDERMA RES & DEV) 6 October 1999 (1999-10-06)  page 2, line 1-15; claims 1,15 ---	1-12,18, 19,22, 24-28, 34, 37-39,42
Y	WO 01 56563 A (GALDERMA RES & DEV S N C ;ZHANG HONGYUE (US); LU XIAN PING (US); P) 9 August 2001 (2001-08-09) abstract page 62-68; claims ---	1-42
	-/--	

## INTERNATIONAL SEARCH REPORT

International Application No

PCT/US 02/38506

## C.(Continuation) DOCUMENTS CONSIDERED TO BE RELEVANT

Category °	Citation of document, with indication, where appropriate, of the relevant passages	Relevant to claim No.
Y	DIAZ P ET AL: "Synthesis and biological activities of new heterocyclic aromatic retinoids" BIOORGANIC & MEDICINAL CHEMISTRY LETTERS, OXFORD, GB, vol. 7, no. 17, 9 September 1997 (1997-09-09), pages 2289-2294, XP004136430 ISSN: 0960-894X page 2289 page 2292, Scheme 4 page 2293; table 1 ---	1-42
Y	SCHADENDORF D ET AL: "RETINOIC ACID RECEPTOR-GAMMA-SELECTIVE RETINOIDS EXERT ANTIPROLIFERATIVE EFFECTS ON HUMAN MELANOMA CELL GROWTH IN VITRO" INTERNATIONAL JOURNAL OF ONCOLOGY, EDITORIAL ACADEMY OF THE INTERNATIONAL JOURNAL OF ONCOLOGY,, GR, vol. 5, no. 6, 1 December 1994 (1994-12-01), pages 1325-1331, XP000600684 ISSN: 1019-6439 abstract page 1326; table II page 1327; figure 1 ---	1-42
Y	CHARPENTIER B ET AL: "SYNTHESIS, STRUCTURE-AFFINITY RELATIONSHIPS, AND BIOLOGICAL ACTIVITIES OF LIGANDS BINDING TO RETINOIC ACID RECEPTOR SUBTYPES" JOURNAL OF MEDICINAL CHEMISTRY, AMERICAN CHEMICAL SOCIETY. WASHINGTON, US, vol. 38, no. 26, 1995, pages 4993-5006, XP000971461 ISSN: 0022-2623 abstract page 4994 -page 4998; table 1 -----	1-42

# INTERNATIONAL SEARCH REPORT

International application No.  
PCT/US 02/38506

## Box I Observations where certain claims were found unsearchable (Continuation of item 1 of first sheet)

This International Search Report has not been established in respect of certain claims under Article 17(2)(a) for the following reasons:

1.  Claims Nos.:  
because they relate to subject matter not required to be searched by this Authority, namely:  
  
Although claims 34-37 are directed to a method of treatment of the human/animal body, the search has been carried out and based on the alleged effects of the compounds.
2.  Claims Nos.: 1-29(part), 34-42(part)  
because they relate to parts of the International Application that do not comply with the prescribed requirements to such an extent that no meaningful International Search can be carried out, specifically:  
see FURTHER INFORMATION sheet PCT/ISA/210
3.  Claims Nos.:  
because they are dependent claims and are not drafted in accordance with the second and third sentences of Rule 6.4(a).

## Box II Observations where unity of invention is lacking (Continuation of item 2 of first sheet)

This International Searching Authority found multiple inventions in this international application, as follows:

1.  As all required additional search fees were timely paid by the applicant, this International Search Report covers all searchable claims.
2.  As all searchable claims could be searched without effort justifying an additional fee, this Authority did not invite payment of any additional fee.
3.  As only some of the required additional search fees were timely paid by the applicant, this International Search Report covers only those claims for which fees were paid, specifically claims Nos.:
4.  No required additional search fees were timely paid by the applicant. Consequently, this International Search Report is restricted to the invention first mentioned in the claims; it is covered by claims Nos.:

Remark on Protest

- The additional search fees were accompanied by the applicant's protest.
- No protest accompanied the payment of additional search fees.

## FURTHER INFORMATION CONTINUED FROM PCT/ISA/ 210

Continuation of Box I.2

Claims Nos.: 1-29(part),34-42(part)

The initial phase of the search revealed a very large number of documents relevant to the issue of novelty. So many documents were retrieved that it is impossible to determine which parts of the claim(s) may be said to define subject-matter for which protection might legitimately be sought (Article 6 PCT). For these reasons, a meaningful search over the whole breadth of the claims is impossible.

The cited documents D1-D3 are merely a small selection of the novelty-destroying documents retrieved in the initial search phase.

Moreover, present claim 1 relates to an extremely large number of possible compounds. Support within the meaning of Article 6 PCT and/or disclosure within the meaning of Article 5 PCT is to be found, however, for only a very small proportion of the compounds claimed. In the present case, the claims so lack support, and the application so lacks disclosure, that a meaningful search over the whole of the claimed scope is impossible.

Consequently, the search has been carried out for those parts of the claims which appear to be supported and disclosed, namely those parts relating to the compounds or Formula (I) in claim 1 wherein the variable R1 represents an adamantyl group and R2 represents a OH group.

The applicant's attention is drawn to the fact that claims, or parts of claims, relating to inventions in respect of which no international search report has been established need not be the subject of an international preliminary examination (Rule 66.1(e) PCT). The applicant is advised that the EPO policy when acting as an International Preliminary Examining Authority is normally not to carry out a preliminary examination on matter which has not been searched. This is the case irrespective of whether or not the claims are amended following receipt of the search report or during any Chapter II procedure.

## INTERNATIONAL SEARCH REPORT

Information on patent family members

International Application No  
PCT/US 02/38506

Patent document cited in search report		Publication date	Patent family member(s)	Publication date
EP 0947496	A	06-10-1999	FR 2776657 A1	01-10-1999
			AT 225764 T	15-10-2002
			AU 724896 B2	05-10-2000
			AU 1858499 A	14-10-1999
			BR 9902808 A	20-06-2000
			CN 1346828 A	01-05-2002
			DE 69903368 D1	14-11-2002
			DE 69903368 T2	13-02-2003
			DK 947496 T3	10-02-2003
			EP 0947496 A1	06-10-1999
			HU 9900819 A1	28-03-2000
			JP 3359882 B2	24-12-2002
			JP 11343263 A	14-12-1999
			NZ 334509 A	25-08-2000
			PL 332302 A1	11-10-1999
			RU 2188190 C2	27-08-2002
			SG 72936 A1	23-05-2000
ZA 9901974 A	27-09-1999			
<hr/>				
WO 0156563	A	09-08-2001	US 6462064 B1	08-10-2002
			AU 3667801 A	14-08-2001
			EP 1272176 A1	08-01-2003
			WO 0156563 A1	09-08-2001
<hr/>				