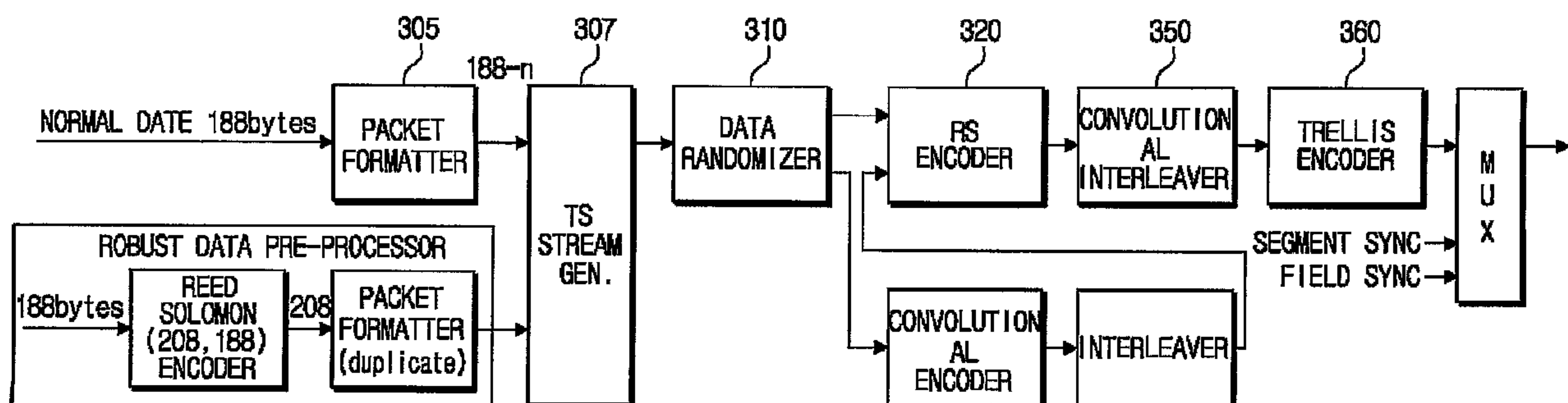




(86) Date de dépôt PCT/PCT Filing Date: 2005/07/15
(87) Date publication PCT/PCT Publication Date: 2006/01/19
(85) Entrée phase nationale/National Entry: 2007/01/04
(86) N° demande PCT/PCT Application No.: KR 2005/002272
(87) N° publication PCT/PCT Publication No.: 2006/006833
(30) Priorité/Priority: 2004/07/15 (KR10-2004-0055192)

(51) Cl.Int./Int.Cl. *H04N 7/015* (2006.01)
(71) Demandeur/Applicant:
SAMSUNG ELECTRONICS CO., LTD., KR
(72) Inventeurs/Inventors:
PARK, EUI-JUN, KR;
CHANG, YONG-DEOK, KR
(74) Agent: SMART & BIGGAR

(54) Titre : SYSTEME D'EMISSION/ RECEPTION A DIFFUSION NUMERIQUE PRESENTANT DES PERFORMANCES
DE RECEPTION AMELIOREES ET PROCEDE DE TRAITEMENT DE SIGNAUX
(54) Title: DIGITAL BROADCASTING TRANSMISSION/RECEPTION SYSTEM HAVING IMPROVED RECEIVING
PERFORMANCE AND SIGNAL PROCESSING METHOD THEREOF



(57) **Abrégé/Abstract:**

A digital broadcasting transmission/reception system having improved receiving performance and signal processing method thereof. A digital broadcasting transmitter according to the present invention includes a data pre-processor which processed robust data and generates robust data packet of predetermined format, a TS stream generator which combines robust data packet with a normal data packet to generate a TS stream of a predetermined format, a randomizer which randomizes the TS stream output from the TS stream generator, a convolution encoder which performs convolution encoding with respect to the robust data of the data output from the randomizer, and a RS encoder which performs RS encoding with respect to the data output from the convolution encoder. Accordingly, digital broadcasting receiving performance can be improved in a poor multipath channel, while maintaining compatibility with existing transmission/reception system.

(12) INTERNATIONAL APPLICATION PUBLISHED UNDER THE PATENT COOPERATION TREATY (PCT)

(19) World Intellectual Property Organization
International Bureau



(43) International Publication Date
19 January 2006 (19.01.2006)

PCT

(10) International Publication Number
WO 2006/006833 A1

(51) International Patent Classification⁷: **H04N 7/015**

(21) International Application Number:
PCT/KR2005/002272

(22) International Filing Date: 15 July 2005 (15.07.2005)

(25) Filing Language: Korean

(26) Publication Language: English

(30) Priority Data:
10-2004-0055192 15 July 2004 (15.07.2004) KR

(71) Applicant (for all designated States except US): **SAM-SUNG ELECTRONICS CO., LTD.** [KR/KR]; 416, Mae-tan-dong, Yeongtong-gu, Suwon-si, Gyeonggi-do 442-742 (KR).

(72) Inventors; and

(75) Inventors/Applicants (for US only): **PARK, Eui-jun** [KR/KR]; 101, 196-199, Bongcheon 11-dong, Gwanak-gu, Seoul 151-817 (KR). **CHANG, Yong-deok** [KR/KR]; 105-705, Dongsuwon LG Village, Mangpo-dong, Yeongtong-gu, Suwon-si, Gyeonggi-do 443-706 (KR).

(74) Agent: **JEONG, Hong-sik**; 8th Floor, Daelim Bldg., 1600-3, Seocho-dong, Seocho-gu, Seoul 137-877 (KR).

(81) Designated States (unless otherwise indicated, for every kind of national protection available): AE, AG, AL, AM, AT, AU, AZ, BA, BB, BG, BR, BW, BY, BZ, CA, CH, CN, CO, CR, CU, CZ, DE, DK, DM, DZ, EC, EE, EG, ES, FI, GB, GD, GE, GH, GM, HR, HU, ID, IL, IN, IS, JP, KE, KG, KM, KP, KZ, LC, LK, LR, LS, LT, LU, LV, MA, MD, MG, MK, MN, MW, MX, MZ, NA, NG, NI, NO, NZ, OM, PG, PH, PL, PT, RO, RU, SC, SD, SE, SG, SK, SL, SM, SY, TJ, TM, TN, TR, TT, TZ, UA, UG, US, UZ, VC, VN, YU, ZA, ZM, ZW.

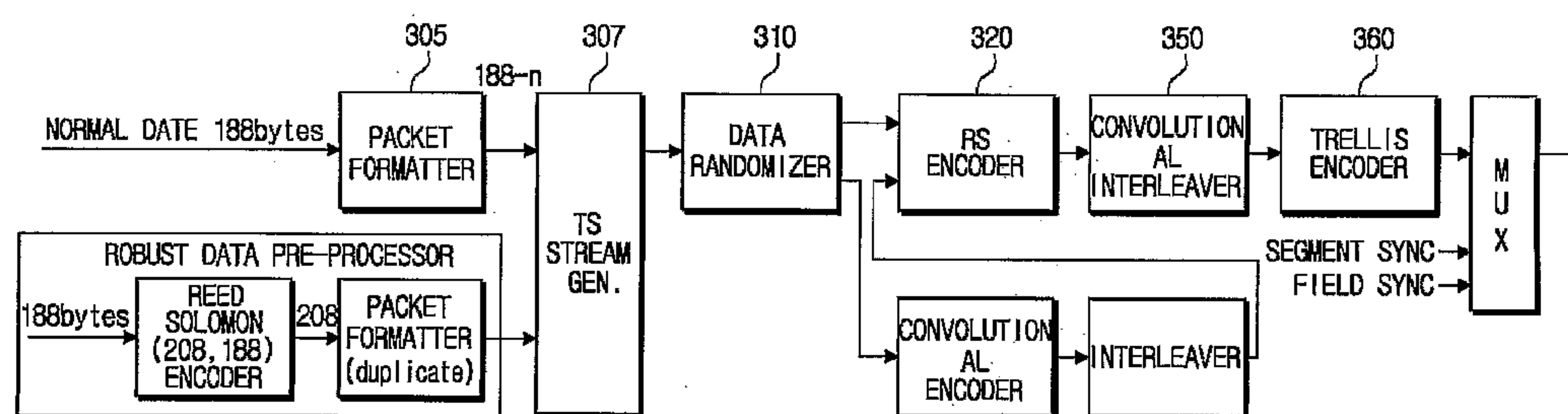
(84) Designated States (unless otherwise indicated, for every kind of regional protection available): ARIPO (BW, GH, GM, KE, LS, MW, MZ, NA, SD, SL, SZ, TZ, UG, ZM, ZW), Eurasian (AM, AZ, BY, KG, KZ, MD, RU, TJ, TM), European (AT, BE, BG, CH, CY, CZ, DE, DK, EE, ES, FI, FR, GB, GR, HU, IE, IS, IT, LT, LU, LV, MC, NL, PL, PT, RO, SE, SI, SK, TR), OAPI (BF, BJ, CF, CG, CI, CM, GA, GN, GQ, GW, ML, MR, NE, SN, TD, TG).

Published:

- with international search report
- before the expiration of the time limit for amending the claims and to be republished in the event of receipt of amendments

For two-letter codes and other abbreviations, refer to the "Guidance Notes on Codes and Abbreviations" appearing at the beginning of each regular issue of the PCT Gazette.

(54) Title: DIGITAL BROADCASTING TRANSMISSION/RECEPTION SYSTEM HAVING IMPROVED RECEIVING PERFORMANCE AND SIGNAL PROCESSING METHOD THEREOF



(57) Abstract: A digital broadcasting transmission/reception system having improved receiving performance and signal processing method thereof. A digital broadcasting transmitter according to the present invention includes a data pre-processor which processed robust data and generates robust data packet of predetermined format, a TS stream generator which combines robust data packet with a normal data packet to generate a TS stream of a predetermined format, a randomizer which randomizes the TS stream output from the TS stream generator, a convolution encoder which performs convolution encoding with respect to the robust data of the data output from the randomizer, and a RS encoder which performs RS encoding with respect to the data output from the convolution encoder. Accordingly, digital broadcasting receiving performance can be improved in a poor multipath channel, while maintaining compatibility with existing transmission/reception system.

WO 2006/006833 A1

Description

DIGITAL BROADCASTING TRANSMISSION/RECEPTION SYSTEM HAVING IMPROVED RECEIVING PERFORMANCE AND SIGNAL PROCESSING METHOD THEREOF

Technical Field

- [1] The present invention relates to a digital broadcasting transmission/reception system, and more specifically, to a digital broadcasting transmission/reception system to reinforce a reception performance of a robust stream in a poor channel environment so that a reception performance of a normal stream can be improved together, and a signal processing method thereof.

Background Art

- [2] The Advanced Television Systems Committee Vestigial Sideband (ATSC VSB) method, a U.S.-oriented terrestrial waves digital broadcasting system, is a single carrier method and uses a field sync by 312 segment unit. Accordingly, reception performance is not good in poor channels, especially in a Doppler fading channel.
- [3] Fig. 1 is a block diagram of a transmitter/receiver of a general U.S.-oriented terrestrial waves digital broadcasting system according to the ATSC digital television (DTV) standards. The digital broadcasting transmitter of Fig. 1 has a randomizer (110) for randomizing an MPEG-2 TS, an Reed-Solomon (RS) encoder (120) of a concatenated coder form for correcting errors generated by channels, an interleaver (130) (B=52, M=4), and a 2/3 rate trellis encoder (140). The encoded data are mapped in 8 level symbol and are inserted with field syncs and segment syncs as shown in Fig. 2. After that, the data are inserted with pilots, VSB-modulated, upconverted into RF and transmitted.
- [4] Meanwhile, the digital broadcasting receiver of Fig. 1 lowers the RF signal to baseband, demodulates and equalizes the lowered signal, performs channel decoding, and restores the original signal in a reverse order of the digital broadcasting transmitter. Fig. 2 shows a vestigial sideband (VSB) data frame of the U.S.-oriented DTV system. In Fig. 2, one frame consists of two fields and one field has 312 data segments and field sync segment. One segment has segment syncs of four symbols and data symbols of 828 symbols.
- [5] As shown in Fig. 1, the digital broadcasting transmitter randomizes the MPEG-2 TS through the randomizer (110). The randomized data are outer-coded through the RS encoder (120) which is an outer coder, and the outer-coded data are dispersed through the interleaver (130). The interleaved data are inner-coded by 12 symbol unit through the trellis encoder (140), and the inner-coded data are mapped in a 8 level symbol and

inserted with the field syncs and segment syncs as shown in Fig. 2. Afterwards, the data have DC offset to generate the pilot, and are VSB-modulated, upconverted to a RF signal and transmitted.

- [6] Meanwhile, the digital broadcasting receiver of Fig. 1 converts an RF signal received through a channel into a baseband signal through a tuner/IF (not shown). The baseband signal is synchronization-detected and demodulated through a demodulator (210), and distortion by channel multipath is compensated through an equalizer (220). The equalized signal is error-corrected and decoded into symbol data through a trellis decoder (230). The decoded data, which have been dispersed by the interleaver (130) of the transmitter, are rearranged through a deinterleaver (240), and the deinterleaved data are error-corrected through an RS decoder (250). The error-corrected data are de-randomized through a derandomizer (260) and output into an MPEG-2 TS.
- [7] In the VSB data frame of the U.S-oriented terrestrial waves DTV system of Fig. 2, one segment corresponds to one MPEG-2 packet. In Fig. 2, one frame consists of two fields and one field has 312 data segments and field sync segment. One segment has segment syncs of four symbols and data symbols of 828 symbols. The segment sync and field sync which are sync signals used for synchronization and equalization. The field sync and segment sync are known sequences and used as training data in the equalizer.
- [8] The VSB method of the U.S-oriented terrestrial waves digital television system of Fig. 1 is a single carrier system and there is a shortcoming that because error-correcting capacity of the trellis encoder of Fig. 3 is not so strong, energy of a large output is needed to improve a reception performance in a poor channel environment.

Disclosure of Invention

Technical Problem

- [9] An aspect of the present invention is to provide a digital broadcasting transmission/reception system to improve a reception performance by combining a normal stream of the existing transmission type in a U.S-oriented terrestrial waves digital television (DTV) system of the VSB method with a robust stream of an improved reception performance in a poor channel environment, and a signal processing method thereof.

Technical Solution

- [10] A digital broadcasting transmitter according to the present invention may include a robust data pre-processor for processing robust data and generating a robust data packet of a certain format, a TS stream generator for combining the robust data packet and a normal data packet, and generating a TS stream of a certain format, a randomizer for randomizing the TS stream output from the TS stream generator, a convolutional encoder for performing convolutional encoding of the robust data of the data output

from the randomizer, and an interleaver for interleaving the data output from the convolutional encoder.

- [11] Preferably, the transmitter may further include an RS encoder for performing RS encoding of the robust data output from the interleaver and normal data of the data output from the randomizer.
- [12] More preferably, the transmitter may further include a convolutional interleaver for interleaving the data output from the RS encoder.
- [13] Further, the transmitter may further include a trellis encoder for performing trellis encoding of the interleaved data by the convolutional interleaver after RS encoding.
- [14] Preferably, the convolutional encoder may perform convolutional encoding of the robust data in a certain method in order to improve coding gain when applied together with the tellis encoder.
- [15] Additionally, the interleaver may perform convolutional encoding of the robust data in a certain method in order to improve coding gain when both the convolutional encoder and the tellis encoder are applied together.
- [16] Further, the convolutional encoder may generate a certain parity for the robust data, and output the robust data and the parity.
- [17] Further, the convolutional encoder may puncture the parity in 1/2 rate.
- [18] Meanwhile, the convolutional encoder may skip the puncturing of the parity in 1/2 rate, and output the robust data and the parity as they are.
- [19] In addition, the trellis encoder may perform trellis encoding and output a mapping value of 4 level if the punctured parity is input.
- [20] Meanwhile, a signal processing method for a digital broadcasting transmitter according to the present invention may include generating a robust data packet of a certain format by processing robust data, combining the generated robust data packet and a normal data packet and generating a TS stream of a certain format, randomizing the TS stream, performing convolutional encoding of the robust data of the randomized data, and interleaving the convolutional-encoded data.
- [21] Meanwhile, a digital broadcasting receiver according to the present invention may includes a demodulator for receiving and demodulating a encoded signal inserted with robust data at a certain location, a robust location generator for detecting the location of the robust data from the demodulated signal, an equalizer for equalizing the demodulated signal, a turbo decoder for decoding the robust data of the signal output from the equalizer using the detected location of the robust data, a derandomizer for derandomizing the robust data output from the turbo decoder, and a robust data processor for processing and restructuring the robust data output from the derandomizer.
- [22] The turbo decoder may include a trellis decoder for trellis-decoding the robust data,

and a convolutional decoder for convolutional-decoding the trellis-decoded robust data.

[23] The trellis decoder and the convolutional decoder may exchange decoding reliability information each other upon decoding.

[24] Additionally, the turbo decoder may further include an interleaver and a deinterleaver which connect the trellis decoder and the convolutional decoder respectively, and the reliability information may exchange each other through one path from the deinterleaver to the convolutional decoder and the other path from the interleaver to the trellis decoder.

[25] Meanwhile, a signal processing method for a digital broadcasting receiver according to the present invention may include receiving and demodulating a encoded signal inserted with robust data at a certain location, detecting the location of the robust data from the demodulated signal, equalizing the demodulated signal, decoding the robust data of the equalized signal using the detected location of the robust data, derandomizing the decoded robust data, and processing and restructuring the derandomized robust data.

Advantageous Effects

[26] According to the present invention, to improve a reception performance of the ATSC VSB method of a U.S-oriented terrestrial waves DTV system, a robust stream and a normal stream combine to generate an MPEG-2 packet, the MPEG-2 packet are encoded and transmitted, and a receiver detects the location of the robust stream and decodes the stream through information exchange using two extra decoders so that a reception performance of the robust stream can improve.

[27] Therefore, the compatibility with the existing system is maintained and the reception performance in a poor channel environment improves.

Brief Description of the Drawings

[28] Fig. 1 is a block diagram to show a general digital broadcasting (ATSC VSB) transmission/reception system,

[29] Fig. 2 is a view to show a frame structure of ATSC VSB data,

[30] Fig. 3 is a view to show a structure of a trellis encoder,

[31] Fig. 4 is a view to show a structure of an MPEG packet generated from a digital broadcasting transmitter according to the present invention,

[32] Fig. 5 is a view to show a data format output from a trellis encoder according to the present invention,

[33] Fig. 6 is a view to show a digital broadcasting transmitter according to the present invention,

[34] Fig. 7 is a view to show a structure of a convolutional encoder according to the

present invention, and

- [35] Fig. 8 is a view to show a structure of a digital broadcasting receiver according to the present invention.

Best Mode for Carrying Out the Invention

- [36] Fig. 6 is a block diagram to show a digital broadcasting transmitter of a dual stream EVBS system according to the present invention.

- [37] The digital broadcasting transmitter includes an RS encoder (301) and a first packet formatter (303) for preprocessing robust data to improve a reception performance of the robust data, a second packet formatter (305) for processing normal data, and a TS stream generator (307) for combining the robust data output from the first packet formatter (303) and the normal data output from the second packet formatter (305) to output an MPEG packet.

- [38] In addition, the digital broadcasting transmitter includes a randomizer (310) for randomizing the MPEG packet generated from the TS stream generator (307), a convolutional encoder (330) for encoding the robust stream part, an interleaver (340), an RS encoder (320) for encoding the robust stream output from the interleaver (340) and the normal stream together, a convolutional interleaver (350), and a trellis encoder (360).

- [39] In the digital broadcasting transmitter according to the present invention, the data output from the RS encoder (320) are input to the trellis encoder (360) without alteration. Therefore, if the convolutional encoder (330) is employed ahead of the RS encoder (320), information exchange can be performed with the trellis encoder (360) using the data output from the RS encoder (320). That is, the transmitter can exchange information with the trellis encoder (360) using the convolutional-encoded robust stream so that a reception performance in a poor channel environment can be enhanced.

- [40] Fig. 4 shows a structure of an MPEG packet generated by the TS stream generator (307). The TS stream generator (307) restructures a new MPEG packet having both the input normal stream and robust stream. The robust stream is fixed in a particular location and transmitted, and an AF header can freely adjust the amount of the robust stream.

- [41] Fig. 5 shows a format of the data output from the trellis encoder (360). If the robust stream is transmitted using the particular location of an MPEG packet, the robust stream passes through the convolutional encoder (330) and the interleaver (340), and successively gathered in the format of Fig. 5. Accordingly, maximum a posteriori probability (MAP) decoding which operates by a frame unit can be simply performed for data of this format so that reception performance of a robust stream improves.

- [42] Fig. 7 shows a structure of a convolutional encoder according to the present invention. The structure of the convolutional encoder (330) can be implemented in various forms. Puncturing as shown in Fig. 7 can be used according to usage. Input of the systematic recursive convolutional is input as 'd1', which is input of an encoder differential encoder of the trellis encoder (360) and parity is input as in 'd0'. At this time, the parity can be output as it is or be punctured to include 1 or 0. The spot where '1' is inserted becomes 4VSB with '-3, -1, 5, 7' mapping value because 'd0' becomes Z1, and the spot where '0' is inserted becomes 4VSB with '-7, -5, 1, 3' mapping value. That is, output value becomes 8VSB or 4VSB alternately by puncturing and coding gain by the trellis encoder (360) is enhanced.
- [43] Fig. 8 shows a structure of a digital broadcasting receiver according to the present invention. The receiver includes a demodulator (410) for demodulating a signal received through a channel, an equalizer (420) for compensating distortion by channel multipath, a Viterbi decoder (430) for correcting errors and performing decoding in symbol data, a deinterleaver (440) for rearranging the dispersed data of the decoded data, an RS decoder (450) for error-correcting the deinterleaved data, and a derandomizer (660) for derandomizing the error-corrected data. Normal data of the received signal are processed through the above structure.
- [44] Meanwhile, the receiver further includes a robust location generator (470) for detecting the location of robust data from the data stream demodulated through the demodulator (410), and a turbo decoder (480) for decoding the robust data using the detected location of the robust data.
- [45] The turbo decoder (480) includes two decoders of a trellis decoder (not shown) and a convolutional decoder (not shown), and enhances reception performance by exchanging decoding reliability information with each other. The output of the convolutional decoder are the same as the input of the RS encoder in the receiver.
- [46] Moreover, the turbo decoder (480) includes a deinterleaver (not shown) and an interleaver (not shown) therebetween to connect the trellis decoder and the convolutional decoder respectively. The interleaver (not shown) has a form that the interleaver (340) and the convolutional interleaver (350) of the transmitter are combined, performs interleaving of the two interleaver (340, 350), and becomes a path to deliver decoding reliability information from the trellis decoder to the convolutional decoder. Additionally, the deinterleaver (not shown) performs deinterleaving to reverse operation of the interleaver and becomes a path to deliver decoding reliability information from the convolutional decoder to the trellis decoder.
- [47] Subsequently, the output of the convolutional decoder of the turbo decoder (480) restructures the robust stream and is input to the robust data processor (500) for performing RS decoding.

- [48] According to the present invention, to improve reception performance of the VSB method of a U.S-oriented terrestrial waves DTV system, normal data and robust data are combined to become an MPEG-2 packet, a receiver detects the location of the robust data in the packet, and the robust data are decoded by information exchange between a trellis decoder and convolution decoder, so that reception performance of the robust data can be improved in a poor multipath channel environment.
- [49] Furthermore, the digital broadcasting transmission/reception method according to the present invention is compatible with the existing receiver that the ATSC suggested and is capable of improving the reception performance of the ATSC VSB method of a U.S-oriented terrestrial waves digital broadcasting system.

Claims

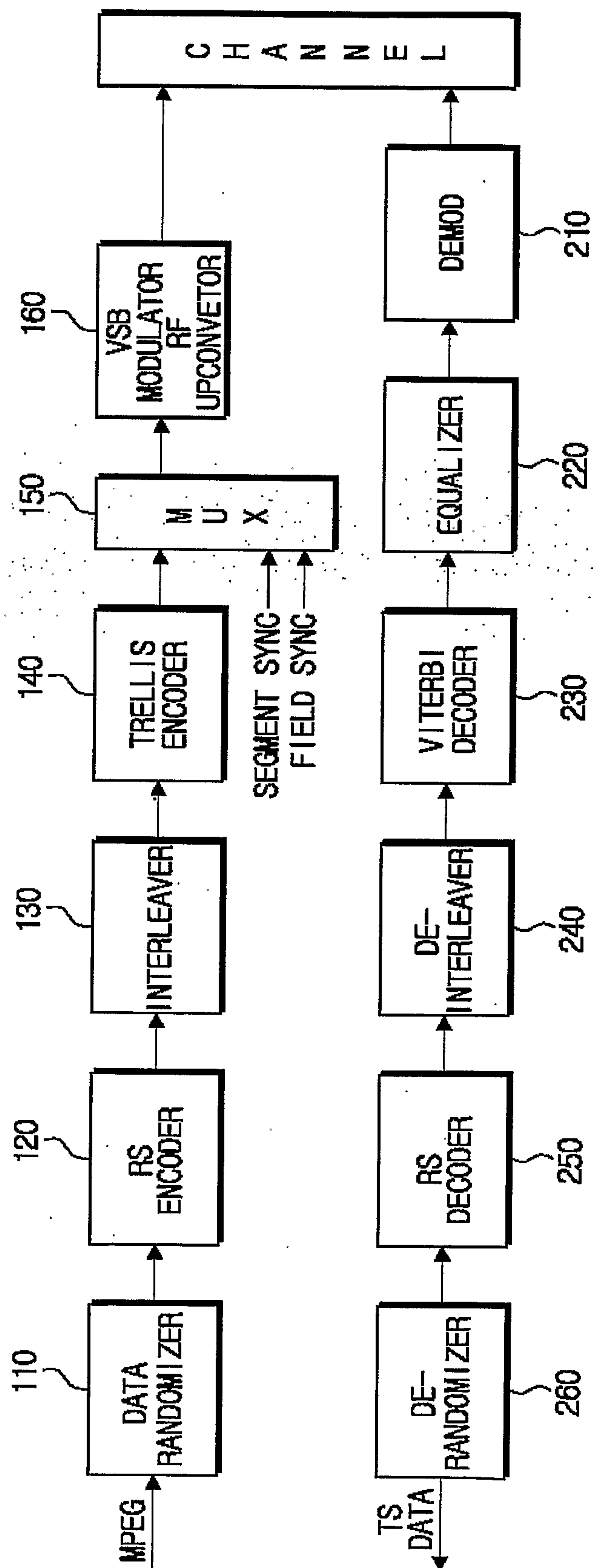
- [1] A digital broadcasting transmitter, including:
a robust data pre-processor for processing robust data and generating a robust data packet of a certain format;
a TS stream generator for combining the robust data packet and a normal data packet, and generating a TS stream of a certain format;
a randomizer for randomizing the TS stream output from the TS stream generator;
a convolutional encoder for performing convolutional encoding of the robust data of the data output from the randomizer; and
an interleaver for interleaving the data output from the convolutional encoder.
- [2] The transmitter as claimed in claim 1, further including an RS encoder for performing RS encoding of the robust data output from the interleaver and normal data of the data output from the randomizer.
- [3] The transmitter as claimed in claim 2, further including a convolutional interleaver for interleaving the data output from the RS encoder.
- [4] The transmitter as claimed in claim 3, further including a trellis encoder for performing trellis encoding of the interleaved data by the convolutional interleaver after RS encoding.
- [5] The transmitter as claimed in claim 4, wherein the convolutional encoder performs convolutional encoding of the robust data in a certain method in order to improve coding gain when applied together with the tellis encoder.
- [6] The transmitter as claimed in claim 4, wherein the interleaver performs convolutional encoding of the robust data in a certain method in order to improve coding gain when both the convolutional encoder and the tellis encoder are applied together.
- [7] The transmitter as claimed in claim 1, wherein the convolutional encoder generates a certain parity for the robust data and outputs the robust data and the parity.
- [8] The transmitter as claimed in claim 7, wherein the convolutional encoder punctures the parity in 1/2 rate.
- [9] The transmitter as claimed in claim 8, wherein the convolutional encoder skips the puncturing of the parity in 1/2 rate and outputs the robust data and the parity as they are.
- [10] The transmitter as claimed in claim 8, wherein the trellis encoder performs trellis encoding and outputs a mapping value of 4 level if the punctured parity is input.
- [11] A signal processing method for a digital broadcasting transmitter, including:

generating a robust data packet of a certain format by processing robust data;
 combining the generated robust data packet and a normal data packet and
 generating a TS stream of a certain format;
 randomizing the TS stream;
 performing convolutional encoding of the robust data of the randomized data;
 and
 interleaving the convolutional-encoded data.

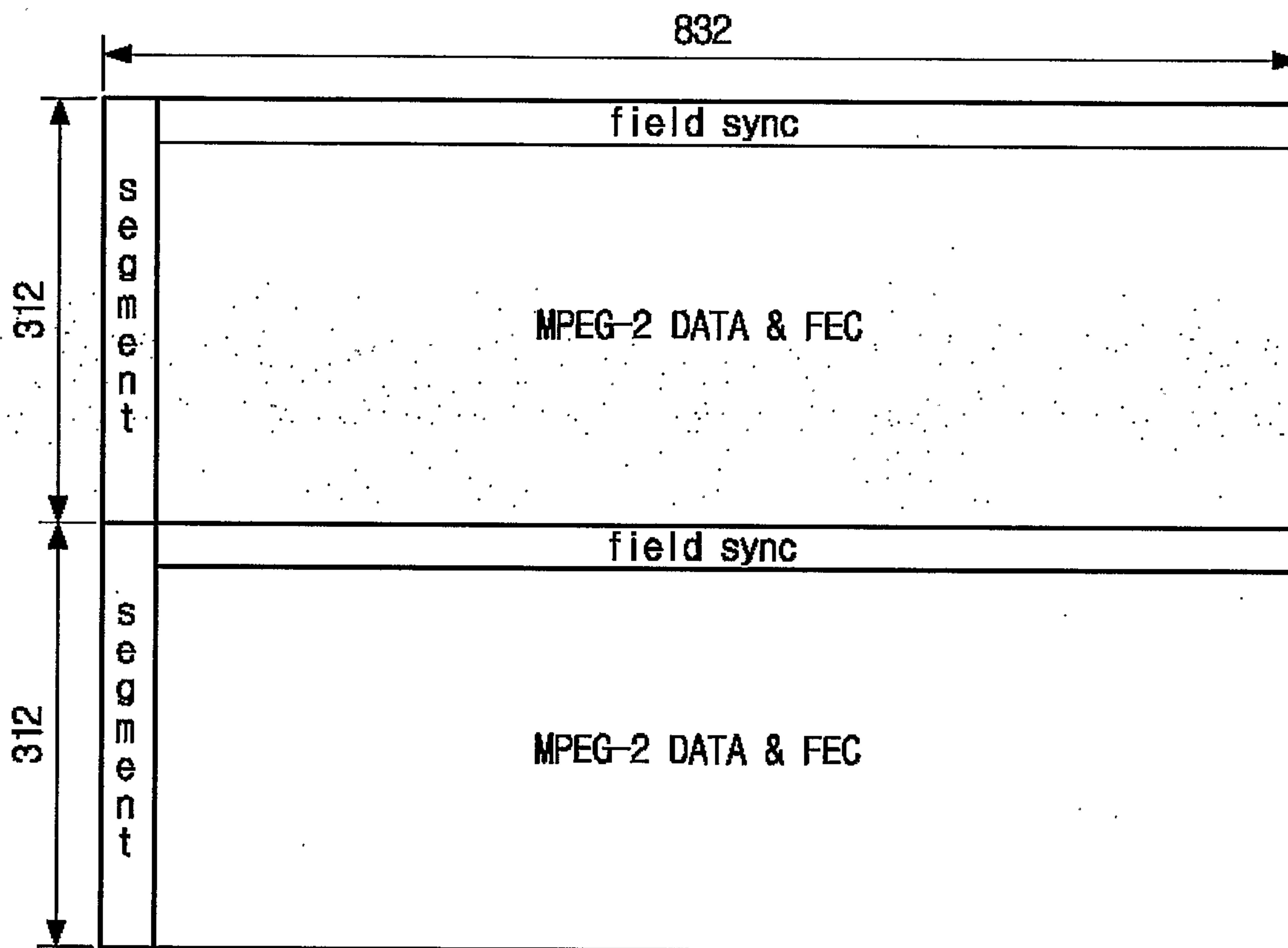
- [12] The method as claimed in claim 11, further including performing RS encoding of the interleaved robust data with normal data of the randomized data.
- [13] The method as claimed in claim 12, further including performing convolutional interleaving of the RS-encoded data.
- [14] The method as claimed in claim 13, further including performing trellis-encoding after interleaving the RS-encoded data in the interleaving step.
- [15] The method as claimed in claim 14, wherein the convolutional encoding step performs convolutional encoding of the robust data in a certain method in order to improve coding gain upon applying with the tellis encoding step.
- [16] The method as claimed in claim 14, wherein the interleaving step interleaves the robust data in a certain method in order to improve coding gain upon applying with the convolutional encoding step and the tellis encoding step.
- [17] The method as claimed in claim 11, wherein the convolutional encoding step generates a certain parity for the robust data and outputs the robust data and the parity.
- [18] The method as claimed in claim 17, wherein the convolutional encoding step punctures the parity in 1/2 rate.
- [19] The method as claimed in claim 18, wherein the convolutional encoding step skips the puncturing of the parity in 1/2 rate and outputs the robust data and the parity as they are.
- [20] The method as claimed in claim 18, wherein the trellis encoding step performs trellis encoding and outputs a mapping value of 4 level if the punctured parity is input.
- [21] A digital broadcasting receiver, including:
 a demodulator for receiving and demodulating a encoded signal inserted with robust data at a certain location;
 a robust location generator for detecting the location of the robust data from the demodulated signal;
 an equalizer for equalizing the demodulated signal;
 a turbo decoder for decoding the robust data of the signal output from the equalizer using the detected location of the robust data;

- a derandomizer for derandomizing the robust data output from the turbo decoder;
and
a robust data processor for processing and restructuring the robust data output from the derandomizer.
- [22] The receiver as claimed in claim 21, wherein the turbo decoder includes:
a trellis decoder for trellis-decoding the robust data; and
a convolutional decoder for convolutional-decoding the trellis-decoded robust data.
- [23] The receiver as claimed in claim 22, wherein the trellis decoder and the convolutional decoder exchange decoding reliability information each other upon decoding.
- [24] The receiver as claimed in claim 23, wherein the turbo decoder further includes an interleaver and a deinterleaver which connect the trellis decoder and the convolutional decoder respectively, and
the reliability information exchange each other through one path from the deinterleaver to the convolutional decoder and the other path from the interleaver to the trellis decoder.
- [25] A signal processing method for a digital broadcasting receiver, including:
receiving and demodulating a encoded signal inserted with robust data at a certain location;
detecting the location of the robust data from the demodulated signal;
equalizing the demodulated signal;
decoding the robust data of the equalized signal using the detected location of the robust data;
derandomizing the decoded robust data; and
processing and restructuring the derandomized robust data.
- [26] The method as claimed in claim 25, wherein the decoding step includes:
performing trellis decoding of the robust data corresponding to the location from the equalized signal;
performing convolutional decoding of the trellis-decoded robust data.
- [27] The method as claimed in claim 26, wherein the trellis decoding step and convolutional decoding step exchange decoding reliability information with each other and perform decoding.
- [28] The method as claimed in claim 27, wherein the decoding step further includes:
deinterleaving the data output from the trellis decoding step and delivering the reliability information to the convolutional decoding step; and
interleaving the data output from the convolutional decoding step and delivering the reliability information to the trellis encoding step.

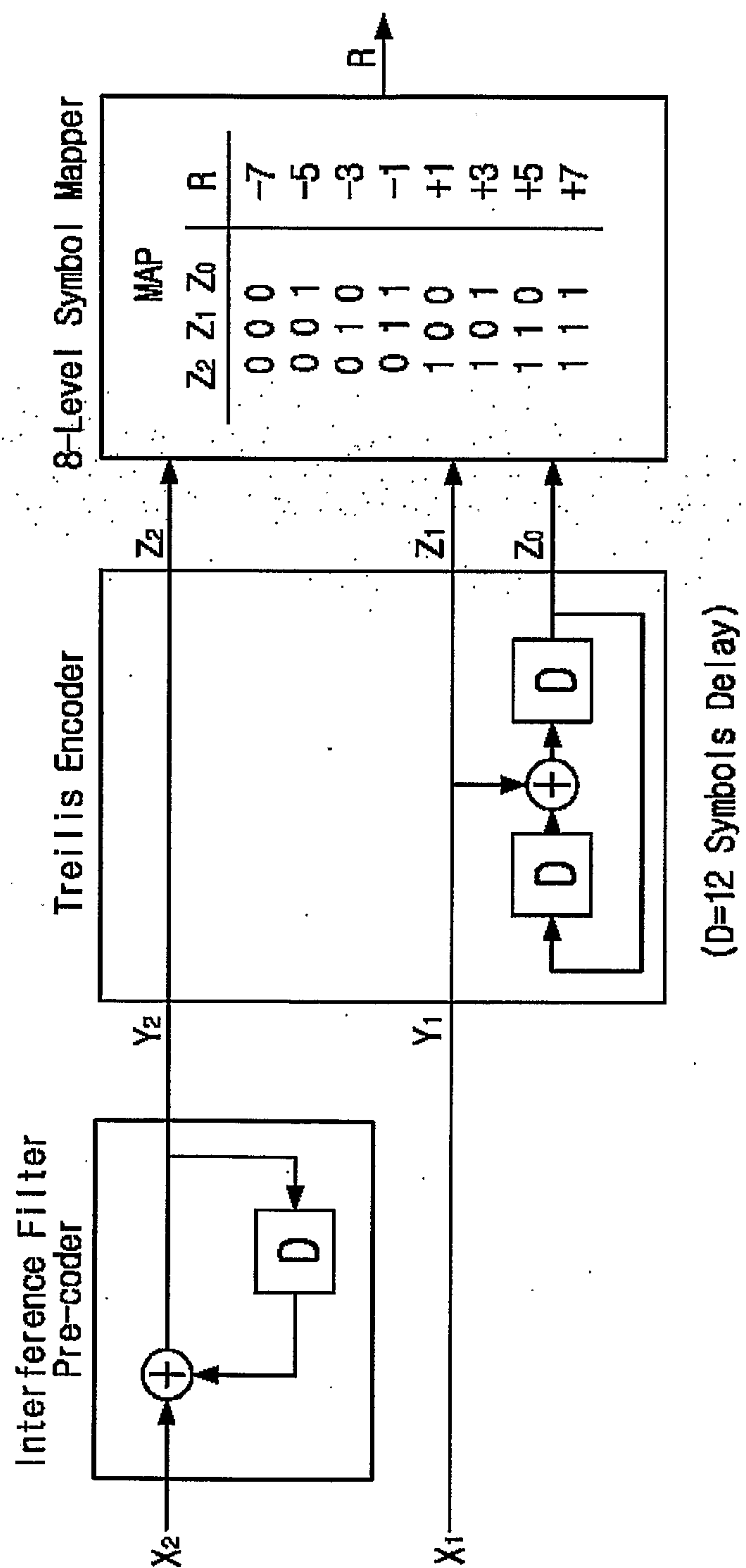
[Fig. 1]



[Fig. 2]




[Fig. 3]



[Fig. 4]

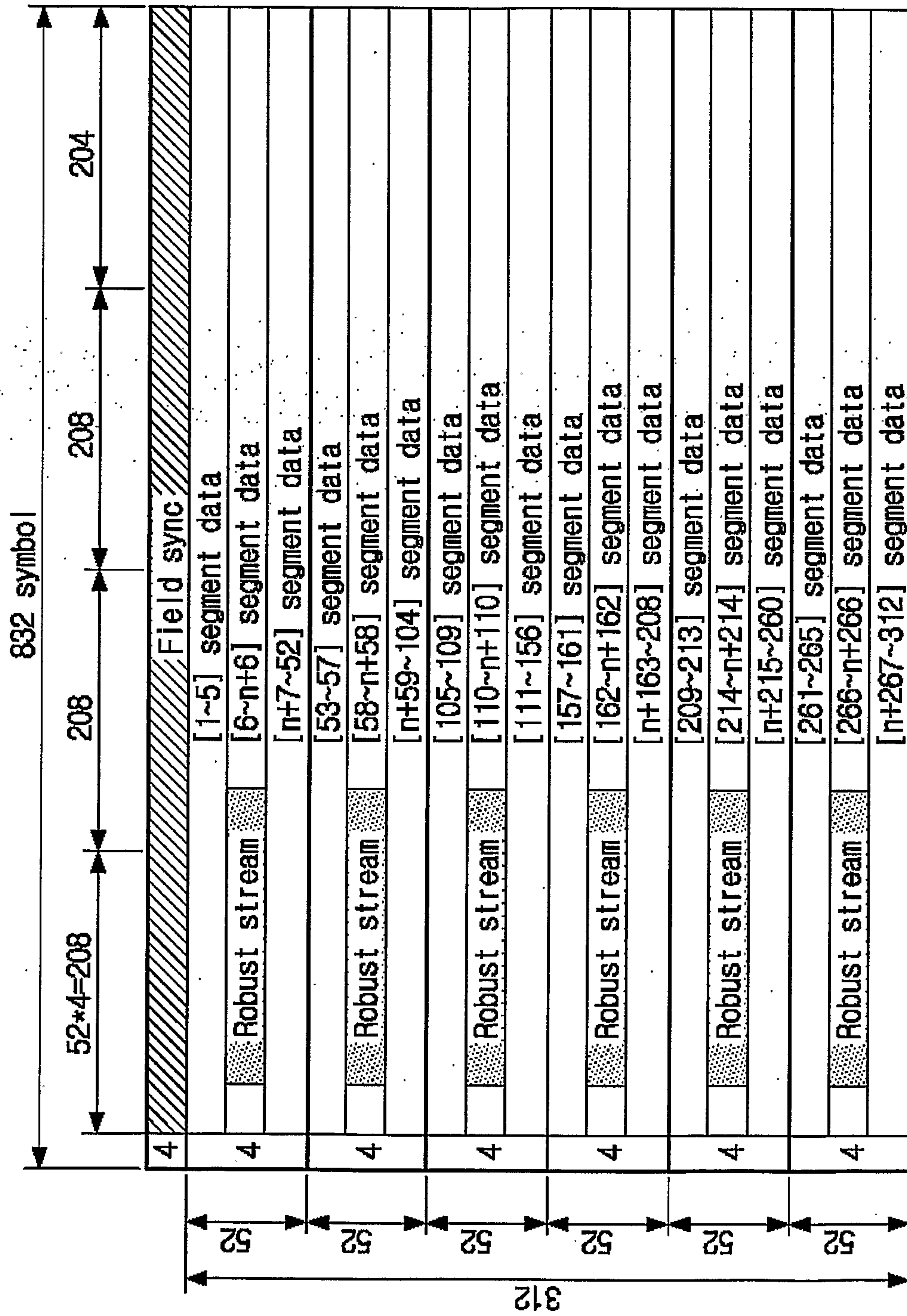
Normal MPEG TS Packet



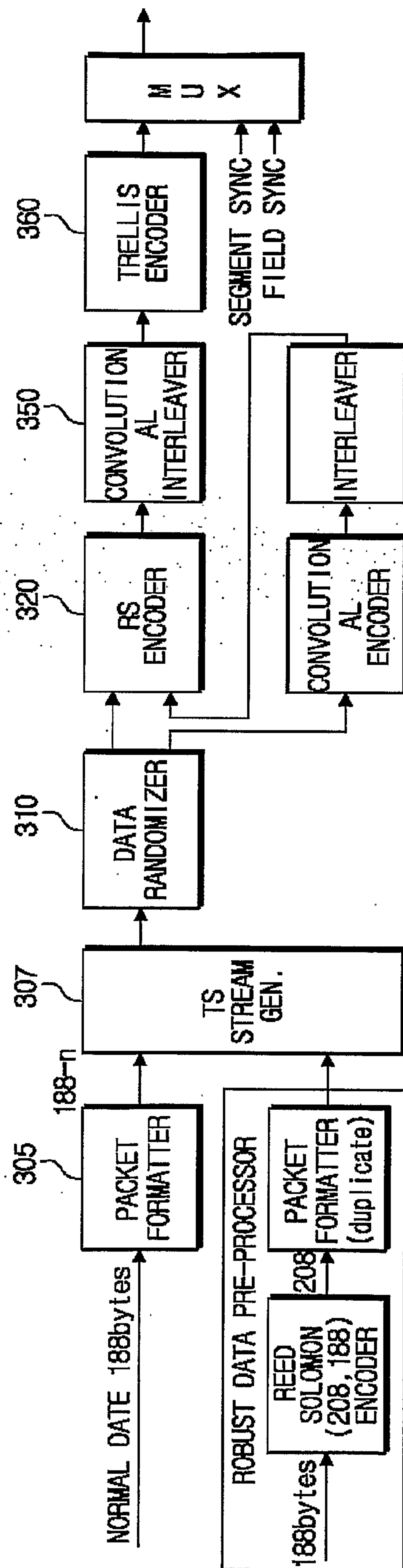
MPEG TS Packet Containing Adaptation Field



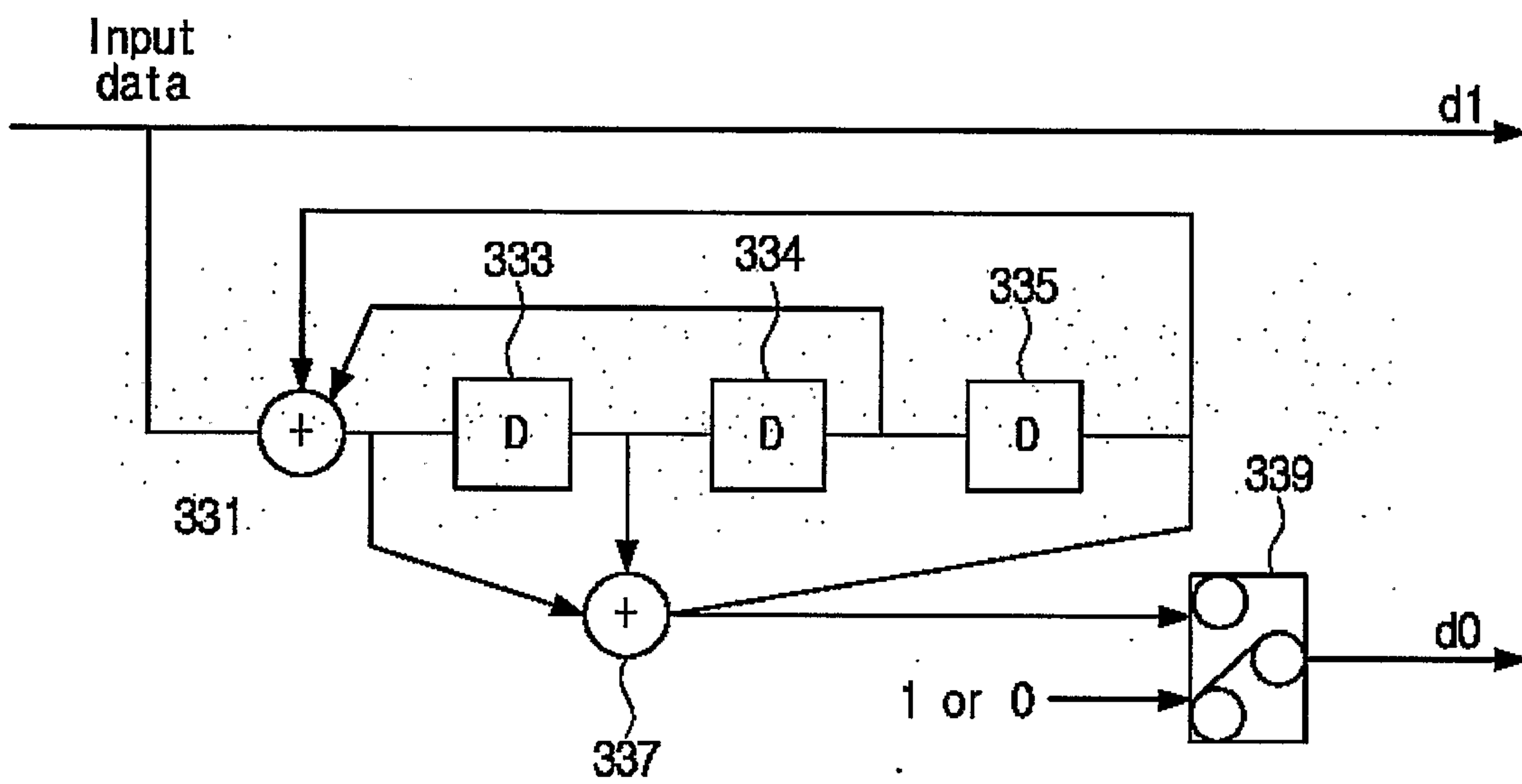
[Fig. 5]



[Fig. 6]



[Fig. 7]



[Fig. 8]

