



(51) International Patent Classification:

H04R 27/00 (2006.01) *G06F* 3/01 (2006.01)
H04W 76/04 (2009.01)

(21) International Application Number:

PCT/US2016/019325

(22) International Filing Date:

24 February 2016 (24.02.2016)

(25) Filing Language:

English

(26) Publication Language:

English

(30) Priority Data:

14/631,723 25 February 2015 (25.02.2015) US
14/631,713 25 February 2015 (25.02.2015) US

(71) Applicant: SONOS, INC. [US/US]; 614 Chapala Street,
Santa Barbara, CA 93101 (US).

(72) Inventors: FULLERTON, Benjamin; c/o Sonos, Inc.,
614 Chapala Street, Santa Barbara, CA 93101 (US).
HOLMUNG, Ingve; c/o Sonos, Inc., 614 Chapala Street,
Santa Barbara, CA 93101 (US).

(74) Agent: URBAN, Benjamin M.; McDonnell Boehnen Hul-
bert & Berghoff LLP, 300 South Wacker Drive, Suite
3100, Chicago, IL 60606 (US).

(81) Designated States (unless otherwise indicated, for every
kind of national protection available): AE, AG, AL, AM,
AO, AT, AU, AZ, BA, BB, BG, BH, BN, BR, BW, BY,
BZ, CA, CH, CL, CN, CO, CR, CU, CZ, DE, DK, DM,
DO, DZ, EC, EE, EG, ES, FI, GB, GD, GE, GH, GM, GT,
HN, HR, HU, ID, IL, IN, IR, IS, JP, KE, KG, KN, KP, KR,
KZ, LA, LC, LK, LR, LS, LU, LY, MA, MD, ME, MG,
MK, MN, MW, MX, MY, MZ, NA, NG, NI, NO, NZ, OM,
PA, PE, PG, PH, PL, PT, QA, RO, RS, RU, RW, SA, SC,
SD, SE, SG, SK, SL, SM, ST, SV, SY, TH, TJ, TM, TN,
TR, TT, TZ, UA, UG, US, UZ, VC, VN, ZA, ZM, ZW.

(84) Designated States (unless otherwise indicated, for every
kind of regional protection available): ARIPO (BW, GH,
GM, KE, LR, LS, MW, MZ, NA, RW, SD, SL, ST, SZ,
TZ, UG, ZM, ZW), Eurasian (AM, AZ, BY, KG, KZ, RU,
TJ, TM), European (AL, AT, BE, BG, CH, CY, CZ, DE,
DK, EE, ES, FI, FR, GB, GR, HR, HU, IE, IS, IT, LT, LU,
LV, MC, MK, MT, NL, NO, PL, PT, RO, RS, SE, SI, SK,
SM, TR), OAPI (BF, BJ, CF, CG, CI, CM, GA, GN, GQ,
GW, KM, ML, MR, NE, SN, TD, TG).

Published:

— with international search report (Art. 21(3))

(54) Title: PLAYBACK EXPANSION

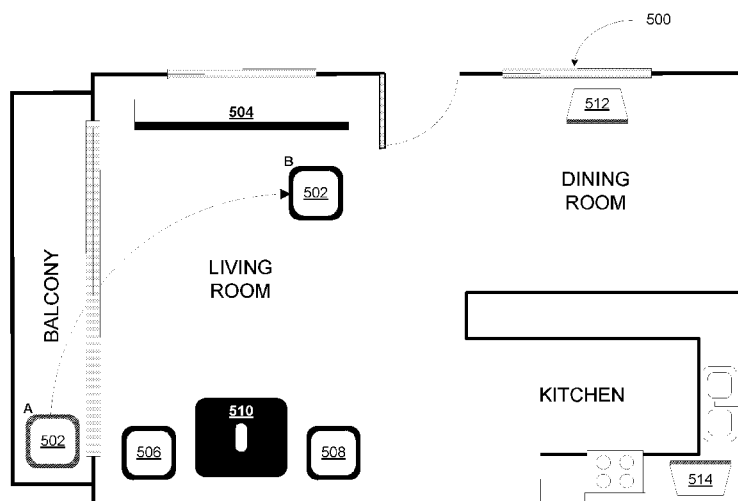


FIGURE 5A

(57) Abstract: Examples described herein involve expanding playback of a media item from a first playback device to a second playback device. In one example, a first playback device of a first zone, identifies a second playback device within a proximity of the first playback device, determines that the second playback device is playing a media item as part of a second zone, and based on the determination, joins the second zone and begins playing the media item in synchrony with the second playback device. In another example, a first playback device, while playing a media item as part of a first zone, determines that a second playback device of a second zone has entered a proximity of the first playback device, and responsively, causes the second playback device to join the first zone and begin playing the media item in synchrony with the first playback device.

Playback Expansion

CROSS REFERENCE TO RELATED APPLICATIONS

[1] This application claims priority to U.S. Application Nos. 14/631,713 and 14/631,723, filed February 25, 2015, which are herein incorporated by reference in their entirety.

FIELD OF THE DISCLOSURE

[2] The disclosure is related to consumer goods and, more particularly, to methods, systems, products, features, services, and other elements directed to media playback or some aspect thereof.

BACKGROUND

[3] Options for accessing and listening to digital audio in an out-loud setting were limited until in 2003, when SONOS, Inc. filed for one of its first patent applications, entitled “Method for Synchronizing Audio Playback between Multiple Networked Devices,” and began offering a media playback system for sale in 2005. The Sonos Wireless HiFi System enables people to experience music from a plethora of sources via one or more networked playback devices. Through a software control application installed on a smartphone, tablet, or computer, one can play what he or she wants in any room that has a networked playback device. Additionally, using the controller, for example, different songs can be streamed to each room with a playback device, rooms can be grouped together for synchronous playback, or the same song can be heard in all rooms synchronously.

[4] Given the ever growing interest in digital media, there continues to be a need to develop consumer-accessible technologies to further enhance the listening experience.

BRIEF DESCRIPTION OF THE DRAWINGS

[5] Features, aspects, and advantages of the presently disclosed technology may be better understood with regard to the following description, appended claims, and accompanying drawings where:

[6] Figure 1 shows an example media playback system configuration in which certain embodiments may be practiced;

[7] Figure 2 shows a functional block diagram of an example playback device;

[8] Figure 3 shows a functional block diagram of an example control device;

[9] Figure 4 shows an example controller interface;

[10] Figures 5A-5B show example media playback system environments;

[11] Figure 6A shows a flow diagram of a first example method for playback expansion;

[12] Figure 6B shows a flow diagram of a second example method for playback expansion;

[13] Figure 7A shows a flow diagram of a third example method for playback expansion; and

[14] Figure 7B shows a flow diagram of a fourth example method for playback expansion.

[15] The drawings are for the purpose of illustrating example embodiments, but it is understood that the inventions are not limited to the arrangements and instrumentality shown in the drawings.

DETAILED DESCRIPTION

I. Overview

[16] In examples discussed herein, playback of a media item by a first playback device may be expanded to a second playback device based on changes in proximity between the first playback device and the second playback device. In some cases, the first playback device may be a part of a first zone of one or more playback devices, and the second playback device may be part of a second zone of one or more playback device. In such a case, playback of the media item by the first playback device as part of the first zone may be expanded to the second zone. In one instance, one of the first playback device and the second playback device may be powered from an internal battery. In another instance, one of the first playback device and the second playback device may be powered from an external source (i.e. power outlet).

[17] In one example, a first playback device, while a part of a first zone, may identify a second playback device within a proximity of the first playback device. In one case, the first playback device may have been moved from an initial location to a new location such that the second playback device is now within the proximity of the first playback device. In such a case, the first playback device may identify the second playback device upon the first playback device being placed at the new location.

[18] The first playback device may determine that the second playback device is playing a media item as part of a second zone, and based on the determination, (i) join the second zone and (ii) begin playing the media item in synchrony with the second playback device. As such, in this example, playback of the media item may be automatically expanded to the first playback device from the second playback device.

[19] In another example, a first playback device may be playing a media item as a part of a first zone. While the first playback device is playing the media item as part of the first zone, the first playback device may determine that a second playback device has entered a proximity of the first playback device. For instance, the second playback device may have been moved from an initial location to a new location within the proximity of the first playback device.

[20] The first playback device may then determine that the second playback device is a part of a second zone. The first playback device may then responsively transmit a command to cause the second playback device to (i) join the first zone and (ii) begin to play the media item in synchrony with the first playback device. As such, in this example, the playback of

the media item may be automatically expanded from the first playback device to the second playback device.

[21] In the two examples above, playback of the media item may be automatically expanded from a stationary playback device to a playback device that was moved within a proximity of the stationary playback device. Other such examples are also possible.

[22] In a further example, a first playback device may be playing a media item as a part of a first zone. While the first playback device is playing the media item as part of the first zone, the first playback device may identify a second playback device within a proximity of the first playback device. In one case, the first playback device may have been moved from an initial location to a new location such that the second playback device is now within the proximity of the first playback device. In such a case, the first playback device may identify the second playback device upon the first playback device being placed in the new location.

[23] The first playback device may then determine that the second playback device is a part of a second zone. The first playback device may then responsively transmit a command to cause the second playback device to (i) join the first zone and (ii) begin to play the media item in synchrony with the first playback device. As such, in this example, the playback of the media item may be automatically expanded from the first playback device to the second playback device.

[24] In yet another example, the first playback device, while a part of a first zone, may determine that a second playback device has entered a proximity of the first playback device. For instance, the second playback device may have been moved from an initial location to a new location within the proximity of the first playback device.

[25] The first playback device may determine that the second playback device is playing a media item as part of a second zone, and based on the determination, (i) join the second zone and (ii) begin playing the media item in synchrony with the second playback device. As such, in this example, playback of the media item may be automatically expanded to the first playback device from the second playback device.

[26] In the two examples above, playback of the media item may be expanded to a stationary playback device from a portable playback device that was moved within a proximity of the stationary playback device. Other such examples are also possible.

[27] As indicated above, the present discussions involve expanding playback of a media item from one playback device to another playback device. In one aspect, a first playback device is provided. The first playback device includes a processor and memory having stored thereon instructions executable by the processor to cause the device to perform functions. The

functions include while the first playback device is a part of a first zone, identifying a second playback device within a proximity of the first playback device, determining that the second playback device is playing a media item as part of a second zone, and based on the determination, (i) joining the second zone and (ii) beginning to play the media item in synchrony with the second playback device.

[28] In another aspect, a first playback device is provided. The first playback device includes a processor and memory having stored thereon instructions executable by the processor to cause the device to perform functions. The functions include while the first playback device is playing a media item as a part of a first zone, determining that a second playback device has entered within a proximity of the first playback device, determining that the second playback device is a part of a second zone, and responsively, transmitting a command to cause the second playback device to (i) join the first zone and (ii) begin playing the media item in synchrony with the first playback device.

[29] In another aspect, a method is provided. The method involves while the first playback device is playing a media item as a part of a first zone, determining that a second playback device has entered within a proximity of the first playback device, determining that the second playback device is a part of a second zone, and responsively, transmitting a command to cause the second playback device to (i) join the first zone and (ii) begin playing the media item in synchrony with the first playback device.

[30] In another aspect, a first playback device is provided. The first playback device includes a processor and memory having stored thereon instructions executable by the processor to cause the device to perform functions. The functions include while the first playback device is playing a media item as part of a first zone, identifying a second playback device within a proximity of the first playback device, determining that the second playback device is a part of a second zone, and responsively, transmitting a command to cause the second playback device to (i) join the first zone and (ii) begin to play the media item in synchrony with the first playback device.

[31] In another aspect, a first playback device is provided. The first playback device includes a processor and memory having stored thereon instructions executable by the processor to cause the device to perform functions. The functions include while the first playback device is playing a media item as a part of a first zone, determining that a second playback device has entered within a proximity of the first playback device, determining that the second playback device is a part of a second zone, and responsively, transmitting a

command to cause the second playback device to (i) join the first zone and (ii) begin playing the media item in synchrony with the first playback device.

[32] In another aspect, a method is provided. The method involves identifying, by a first playback device playing a media item as part of a first zone, a second playback device within a proximity of the first playback device, determining that the second playback device is a part of a second zone, and responsively, transmitting a command to cause the second playback device to (i) join the first zone and (ii) begin to play the media item in synchrony with the first playback device.

[33] While some examples described herein may refer to functions performed by given actors such as "users" and/or other entities, it should be understood that this is for purposes of explanation only. The claims should not be interpreted to require action by any such example actor unless explicitly required by the language of the claims themselves. It will be understood by one of ordinary skill in the art that this disclosure includes numerous other embodiments.

II. Example Operating Environment

[34] Figure 1 shows an example configuration of a media playback system 100 in which one or more embodiments disclosed herein may be practiced or implemented. The media playback system 100 as shown is associated with an example home environment having several rooms and spaces, such as for example, a master bedroom, an office, a dining room, and a living room. As shown in the example of Figure 1, the media playback system 100 includes playback devices 102-124, control devices 126 and 128, and a wired or wireless network router 130.

[35] Further discussions relating to the different components of the example media playback system 100 and how the different components may interact to provide a user with a media experience may be found in the following sections. While discussions herein may generally refer to the example media playback system 100, technologies described herein are not limited to applications within, among other things, the home environment as shown in Figure 1. For instance, the technologies described herein may be useful in environments where multi-zone audio may be desired, such as, for example, a commercial setting like a restaurant, mall or airport, a vehicle like a sports utility vehicle (SUV), bus or car, a ship or boat, an airplane, and so on.

a. Example Playback Devices

[36] Figure 2 shows a functional block diagram of an example playback device 200 that may be configured to be one or more of the playback devices 102-124 of the media playback

system 100 of Figure 1. The playback device 200 may include a processor 202, software components 204, memory 206, audio processing components 208, audio amplifier(s) 210, speaker(s) 212, microphone(s) 220, and a network interface 214 including wireless interface(s) 216 and wired interface(s) 218. In one case, the playback device 200 may not include the speaker(s) 212, but rather a speaker interface for connecting the playback device 200 to external speakers. In another case, the playback device 200 may include neither the speaker(s) 212 nor the audio amplifier(s) 210, but rather an audio interface for connecting the playback device 200 to an external audio amplifier or audio-visual receiver.

[37] In one example, the processor 202 may be a clock-driven computing component configured to process input data according to instructions stored in the memory 206. The memory 206 may be a tangible computer-readable medium configured to store instructions executable by the processor 202. For instance, the memory 206 may be data storage that can be loaded with one or more of the software components 204 executable by the processor 202 to achieve certain functions. In one example, the functions may involve the playback device 200 retrieving audio data from an audio source or another playback device. In another example, the functions may involve the playback device 200 sending audio data to another device or playback device on a network. In yet another example, the functions may involve pairing of the playback device 200 with one or more playback devices to create a multi-channel audio environment.

[38] Certain functions may involve the playback device 200 synchronizing playback of audio content with one or more other playback devices. During synchronous playback, a listener will preferably not be able to perceive time-delay differences between playback of the audio content by the playback device 200 and the one or more other playback devices. U.S. Patent No. 8,234,395 entitled, “System and method for synchronizing operations among a plurality of independently clocked digital data processing devices,” which is hereby incorporated by reference, provides in more detail some examples for audio playback synchronization among playback devices.

[39] The memory 206 may further be configured to store data associated with the playback device 200, such as one or more zones and/or zone groups the playback device 200 is a part of, audio sources accessible by the playback device 200, or a playback queue that the playback device 200 (or some other playback device) may be associated with. The data may be stored as one or more state variables that are periodically updated and used to describe the state of the playback device 200. The memory 206 may also include the data associated with the state of the other devices of the media system, and shared from time to time among the

devices so that one or more of the devices have the most recent data associated with the system. Other embodiments are also possible.

[40] The audio processing components 208 may include one or more of digital-to-analog converters (DAC), analog-to-digital converters (ADC), audio preprocessing components, audio enhancement components, and a digital signal processor (DSP), among others. In one embodiment, one or more of the audio processing components 208 may be a subcomponent of the processor 202. In one example, audio content may be processed and/or intentionally altered by the audio processing components 208 to produce audio signals. The produced audio signals may then be provided to the audio amplifier(s) 210 for amplification and playback through speaker(s) 212. Particularly, the audio amplifier(s) 210 may include devices configured to amplify audio signals to a level for driving one or more of the speakers 212. The speaker(s) 212 may include an individual transducer (*e.g.*, a “driver”) or a complete speaker system involving an enclosure with one or more drivers. A particular driver of the speaker(s) 212 may include, for example, a subwoofer (*e.g.*, for low frequencies), a mid-range driver (*e.g.*, for middle frequencies), and/or a tweeter (*e.g.*, for high frequencies). In some cases, each transducer in the one or more speakers 212 may be driven by an individual corresponding audio amplifier of the audio amplifier(s) 210. In addition to producing analog signals for playback by the playback device 200, the audio processing components 208 may be configured to process audio content to be sent to one or more other playback devices for playback.

[41] Audio content to be processed and/or played back by the playback device 200 may be received from an external source, such as via an audio line-in input connection (*e.g.*, an auto-detecting 3.5mm audio line-in connection) or the network interface 214.

[42] The microphone(s) 220 may include an audio sensor configured to convert detected sounds into electrical signals. The electrical signal may be processed by the audio processing components 208 and/or the processor 202. The microphone(s) 220 may be positioned in one or more orientations at one or more locations on the playback device 200. The microphone(s) 220 may be configured to detect sound within one or more frequency ranges. In one case, one or more of the microphone(s) 220 may be configured to detect sound within a frequency range of audio that the playback device 200 is capable of rendering. In another case, one or more of the microphone(s) 220 may be configured to detect sound within a frequency range audible to humans. Other examples are also possible.

[43] The network interface 214 may be configured to facilitate a data flow between the playback device 200 and one or more other devices on a data network. As such, the playback

device 200 may be configured to receive audio content over the data network from one or more other playback devices in communication with the playback device 200, network devices within a local area network, or audio content sources over a wide area network such as the Internet. In one example, the audio content and other signals transmitted and received by the playback device 200 may be transmitted in the form of digital packet data containing an Internet Protocol (IP)-based source address and IP-based destination addresses. In such a case, the network interface 214 may be configured to parse the digital packet data such that the data destined for the playback device 200 is properly received and processed by the playback device 200.

[44] As shown, the network interface 214 may include wireless interface(s) 216 and wired interface(s) 218. The wireless interface(s) 216 may provide network interface functions for the playback device 200 to wirelessly communicate with other devices (*e.g.*, other playback device(s), speaker(s), receiver(s), network device(s), control device(s) within a data network the playback device 200 is associated with) in accordance with a communication protocol (*e.g.*, any wireless standard including IEEE 802.11a, 802.11b, 802.11g, 802.11n, 802.11ac, 802.15, 4G mobile communication standard, and so on). The wired interface(s) 218 may provide network interface functions for the playback device 200 to communicate over a wired connection with other devices in accordance with a communication protocol (*e.g.*, IEEE 802.3). While the network interface 214 shown in Figure 2 includes both wireless interface(s) 216 and wired interface(s) 218, the network interface 214 may in some embodiments include only wireless interface(s) or only wired interface(s).

[45] In one example, the playback device 200 and one other playback device may be paired to play two separate audio components of audio content. For instance, playback device 200 may be configured to play a left channel audio component, while the other playback device may be configured to play a right channel audio component, thereby producing or enhancing a stereo effect of the audio content. The paired playback devices (also referred to as “bonded playback devices”) may further play audio content in synchrony with other playback devices.

[46] In another example, the playback device 200 may be sonically consolidated with one or more other playback devices to form a single, consolidated playback device. A consolidated playback device may be configured to process and reproduce sound differently than an unconsolidated playback device or playback devices that are paired, because a consolidated playback device may have additional speaker drivers through which audio content may be rendered. For instance, if the playback device 200 is a playback device

designed to render low frequency range audio content (i.e. a subwoofer), the playback device 200 may be consolidated with a playback device designed to render full frequency range audio content. In such a case, the full frequency range playback device, when consolidated with the low frequency playback device 200, may be configured to render only the mid and high frequency components of audio content, while the low frequency range playback device 200 renders the low frequency component of the audio content. The consolidated playback device may further be paired with a single playback device or yet another consolidated playback device.

[47] By way of illustration, SONOS, Inc. presently offers (or has offered) for sale certain playback devices including a “PLAY:1,” “PLAY:3,” “PLAY:5,” “PLAYBAR,” “CONNECT:AMP,” “CONNECT,” and “SUB.” Any other past, present, and/or future playback devices may additionally or alternatively be used to implement the playback devices of example embodiments disclosed herein. Additionally, it is understood that a playback device is not limited to the example illustrated in Figure 2 or to the SONOS product offerings. For example, a playback device may include a wired or wireless headphone. In another example, a playback device may include or interact with a docking station for personal mobile media playback devices. In yet another example, a playback device may be integral to another device or component such as a television, a lighting fixture, or some other device for indoor or outdoor use.

b. Example Playback Zone Configurations

[48] Referring back to the media playback system 100 of Figure 1, the environment may have one or more playback zones, each with one or more playback devices. The media playback system 100 may be established with one or more playback zones, after which one or more zones may be added, or removed to arrive at the example configuration shown in Figure 1. Each zone may be given a name according to a different room or space such as an office, bathroom, master bedroom, bedroom, kitchen, dining room, living room, and/or balcony. In one case, a single playback zone may include multiple rooms or spaces. In another case, a single room or space may include multiple playback zones.

[49] As shown in Figure 1, the balcony, dining room, kitchen, bathroom, office, and bedroom zones each have one playback device, while the living room and master bedroom zones each have multiple playback devices. In the living room zone, playback devices 104, 106, 108, and 110 may be configured to play audio content in synchrony as individual playback devices, as one or more bonded playback devices, as one or more consolidated playback devices, or any combination thereof. Similarly, in the case of the master bedroom,

playback devices 122 and 124 may be configured to play audio content in synchrony as individual playback devices, as a bonded playback device, or as a consolidated playback device.

[50] In one example, one or more playback zones in the environment of Figure 1 may each be playing different audio content. For instance, the user may be grilling in the balcony zone and listening to hip hop music being played by the playback device 102 while another user may be preparing food in the kitchen zone and listening to classical music being played by the playback device 114. In another example, a playback zone may play the same audio content in synchrony with another playback zone. For instance, the user may be in the office zone where the playback device 118 is playing the same rock music that is being playing by playback device 102 in the balcony zone. In such a case, playback devices 102 and 118 may be playing the rock music in synchrony such that the user may seamlessly (or at least substantially seamlessly) enjoy the audio content that is being played out-loud while moving between different playback zones. Synchronization among playback zones may be achieved in a manner similar to that of synchronization among playback devices, as described in previously referenced U.S. Patent No. 8,234,395.

[51] As suggested above, the zone configurations of the media playback system 100 may be dynamically modified, and in some embodiments, the media playback system 100 supports numerous configurations. For instance, if a user physically moves one or more playback devices to or from a zone, the media playback system 100 may be reconfigured to accommodate the change(s). For instance, if the user physically moves the playback device 102 from the balcony zone to the office zone, the office zone may now include both the playback device 118 and the playback device 102. The playback device 102 may be paired or grouped with the office zone and/or renamed if so desired via a control device such as the control devices 126 and 128. On the other hand, if the one or more playback devices are moved to a particular area in the home environment that is not already a playback zone, a new playback zone may be created for the particular area.

[52] Further, different playback zones of the media playback system 100 may be dynamically combined into zone groups or split up into individual playback zones. For instance, the dining room zone and the kitchen zone 114 may be combined into a zone group for a dinner party such that playback devices 112 and 114 may render audio content in synchrony. On the other hand, the living room zone may be split into a television zone including playback device 104, and a listening zone including playback devices 106, 108, and

110, if the user wishes to listen to music in the living room space while another user wishes to watch television.

c. Example Control Devices

[53] Figure 3 shows a functional block diagram of an example control device 300 that may be configured to be one or both of the control devices 126 and 128 of the media playback system 100. As shown, the control device 300 may include a processor 302, memory 304, a network interface 306, a user interface 308, and microphone(s) 310. In one example, the control device 300 may be a dedicated controller for the media playback system 100. In another example, the control device 300 may be a network device on which media playback system controller application software may be installed, such as for example, an iPhone[™], iPad[™] or any other smart phone, tablet or network device (*e.g.*, a networked computer such as a PC or Mac[™]).

[54] The processor 302 may be configured to perform functions relevant to facilitating user access, control, and configuration of the media playback system 100. The memory 304 may be configured to store instructions executable by the processor 302 to perform those functions. The memory 304 may also be configured to store the media playback system controller application software and other data associated with the media playback system 100 and the user.

[55] The microphone(s) 310 may include an audio sensor configured to convert detected sounds into electrical signals. The electrical signal may be processed by the processor 302. In one case, if the control device 300 is a device that may also be used as a means for voice communication or voice recording, one or more of the microphone(s) 310 may be a microphone for facilitating those functions. For instance, the one or more of the microphone(s) 310 may be configured to detect sound within a frequency range that a human is capable of producing and/or a frequency range audible to humans. Other examples are also possible.

[56] In one example, the network interface 306 may be based on an industry standard (*e.g.*, infrared, radio, wired standards including IEEE 802.3, wireless standards including IEEE 802.11a, 802.11b, 802.11g, 802.11n, 802.11ac, 802.15, 4G mobile communication standard, and so on). The network interface 306 may provide a means for the control device 300 to communicate with other devices in the media playback system 100. In one example, data and information (*e.g.*, such as a state variable) may be communicated between control device 300 and other devices via the network interface 306. For instance, playback zone and zone group configurations in the media playback system 100 may be received by the control

device 300 from a playback device or another network device, or transmitted by the control device 300 to another playback device or network device via the network interface 306. In some cases, the other network device may be another control device.

[57] Playback device control commands such as volume control and audio playback control may also be communicated from the control device 300 to a playback device via the network interface 306. As suggested above, changes to configurations of the media playback system 100 may also be performed by a user using the control device 300. The configuration changes may include adding/removing one or more playback devices to/from a zone, adding/removing one or more zones to/from a zone group, forming a bonded or consolidated player, separating one or more playback devices from a bonded or consolidated player, among others. Accordingly, the control device 300 may sometimes be referred to as a controller, whether the control device 300 is a dedicated controller or a network device on which media playback system controller application software is installed.

[58] The user interface 308 of the control device 300 may be configured to facilitate user access and control of the media playback system 100, by providing a controller interface such as the controller interface 400 shown in Figure 4. The controller interface 400 includes a playback control region 410, a playback zone region 420, a playback status region 430, a playback queue region 440, and an audio content sources region 450. The user interface 400 as shown is just one example of a user interface that may be provided on a network device such as the control device 300 of Figure 3 (and/or the control devices 126 and 128 of Figure 1) and accessed by users to control a media playback system such as the media playback system 100. Other user interfaces of varying formats, styles, and interactive sequences may alternatively be implemented on one or more network devices to provide comparable control access to a media playback system.

[59] The playback control region 410 may include selectable (e.g., by way of touch or by using a cursor) icons to cause playback devices in a selected playback zone or zone group to play or pause, fast forward, rewind, skip to next, skip to previous, enter/exit shuffle mode, enter/exit repeat mode, enter/exit cross fade mode. The playback control region 410 may also include selectable icons to modify equalization settings, and playback volume, among other possibilities.

[60] The playback zone region 420 may include representations of playback zones within the media playback system 100. In some embodiments, the graphical representations of playback zones may be selectable to bring up additional selectable icons to manage or configure the playback zones in the media playback system, such as a creation of bonded

zones, creation of zone groups, separation of zone groups, and renaming of zone groups, among other possibilities.

[61] For example, as shown, a “group” icon may be provided within each of the graphical representations of playback zones. The “group” icon provided within a graphical representation of a particular zone may be selectable to bring up options to select one or more other zones in the media playback system to be grouped with the particular zone. Once grouped, playback devices in the zones that have been grouped with the particular zone will be configured to play audio content in synchrony with the playback device(s) in the particular zone. Analogously, a “group” icon may be provided within a graphical representation of a zone group. In this case, the “group” icon may be selectable to bring up options to deselect one or more zones in the zone group to be removed from the zone group. Other interactions and implementations for grouping and ungrouping zones via a user interface such as the user interface 400 are also possible. The representations of playback zones in the playback zone region 420 may be dynamically updated as playback zone or zone group configurations are modified.

[62] The playback status region 430 may include graphical representations of audio content that is presently being played, previously played, or scheduled to play next in the selected playback zone or zone group. The selected playback zone or zone group may be visually distinguished on the user interface, such as within the playback zone region 420 and/or the playback status region 430. The graphical representations may include track title, artist name, album name, album year, track length, and other relevant information that may be useful for the user to know when controlling the media playback system via the user interface 400.

[63] The playback queue region 440 may include graphical representations of audio content in a playback queue associated with the selected playback zone or zone group. In some embodiments, each playback zone or zone group may be associated with a playback queue containing information corresponding to zero or more audio items for playback by the playback zone or zone group. For instance, each audio item in the playback queue may comprise a uniform resource identifier (URI), a uniform resource locator (URL) or some other identifier that may be used by a playback device in the playback zone or zone group to find and/or retrieve the audio item from a local audio content source or a networked audio content source, possibly for playback by the playback device.

[64] In one example, a playlist may be added to a playback queue, in which case information corresponding to each audio item in the playlist may be added to the playback

queue. In another example, audio items in a playback queue may be saved as a playlist. In a further example, a playback queue may be empty, or populated but “not in use” when the playback zone or zone group is playing continuously streaming audio content, such as Internet radio that may continue to play until otherwise stopped, rather than discrete audio items that have playback durations. In an alternative embodiment, a playback queue can include Internet radio and/or other streaming audio content items and be “in use” when the playback zone or zone group is playing those items. Other examples are also possible.

[65] When playback zones or zone groups are “grouped” or “ungrouped,” playback queues associated with the affected playback zones or zone groups may be cleared or re-associated. For example, if a first playback zone including a first playback queue is grouped with a second playback zone including a second playback queue, the established zone group may have an associated playback queue that is initially empty, that contains audio items from the first playback queue (such as if the second playback zone was added to the first playback zone), that contains audio items from the second playback queue (such as if the first playback zone was added to the second playback zone), or a combination of audio items from both the first and second playback queues. Subsequently, if the established zone group is ungrouped, the resulting first playback zone may be re-associated with the previous first playback queue, or be associated with a new playback queue that is empty or contains audio items from the playback queue associated with the established zone group before the established zone group was ungrouped. Similarly, the resulting second playback zone may be re-associated with the previous second playback queue, or be associated with a new playback queue that is empty, or contains audio items from the playback queue associated with the established zone group before the established zone group was ungrouped. Other examples are also possible.

[66] Referring back to the user interface 400 of Figure 4, the graphical representations of audio content in the playback queue region 440 may include track titles, artist names, track lengths, and other relevant information associated with the audio content in the playback queue. In one example, graphical representations of audio content may be selectable to bring up additional selectable icons to manage and/or manipulate the playback queue and/or audio content represented in the playback queue. For instance, a represented audio content may be removed from the playback queue, moved to a different position within the playback queue, or selected to be played immediately, or after any currently playing audio content, among other possibilities. A playback queue associated with a playback zone or zone group may be stored in a memory on one or more playback devices in the playback zone or zone group, on

a playback device that is not in the playback zone or zone group, and/or some other designated device.

[67] The audio content sources region 450 may include graphical representations of selectable audio content sources from which audio content may be retrieved and played by the selected playback zone or zone group. Discussions pertaining to audio content sources may be found in the following section.

d. Example Audio Content Sources

[68] As indicated previously, one or more playback devices in a zone or zone group may be configured to retrieve for playback audio content (e.g. according to a corresponding URI or URL for the audio content) from a variety of available audio content sources. In one example, audio content may be retrieved by a playback device directly from a corresponding audio content source (e.g., a line-in connection). In another example, audio content may be provided to a playback device over a network via one or more other playback devices or network devices.

[69] Example audio content sources may include a memory of one or more playback devices in a media playback system such as the media playback system 100 of Figure 1, local music libraries on one or more network devices (such as a control device, a network-enabled personal computer, or a networked-attached storage (NAS), for example), streaming audio services providing audio content via the Internet (e.g., the cloud), or audio sources connected to the media playback system via a line-in input connection on a playback device or network device, among other possibilities.

[70] In some embodiments, audio content sources may be regularly added or removed from a media playback system such as the media playback system 100 of Figure 1. In one example, an indexing of audio items may be performed whenever one or more audio content sources are added, removed or updated. Indexing of audio items may involve scanning for identifiable audio items in all folders/directory shared over a network accessible by playback devices in the media playback system, and generating or updating an audio content database containing metadata (e.g., title, artist, album, track length, among others) and other associated information, such as a URI or URL for each identifiable audio item found. Other examples for managing and maintaining audio content sources may also be possible.

[71] The above discussions relating to playback devices, control devices, playback zone configurations, and media item sources provide only some examples of operating environments within which functions and methods described below may be implemented. Other operating environments and configurations of media playback systems, playback

devices, and network devices not explicitly described herein may also be applicable and suitable for implementation of the functions and methods.

III. Example Playback Device Movement Within a Playback Environment

[72] As indicated above, examples discussed herein involve expanding playback of a media item from a first playback device to a second playback device based on changes in proximity between the first playback device and the second playback device. Figures 5A and 5B show example media playback environments within which such examples may be implemented.

[73] The example playback environments of Figures 5A and 5B may include portions of the example home environment shown in and described above in connection to Figure 1. Accordingly, the media playback environments may be associated with a media playback system 500 that includes a portion of the devices of the media playback system 100, also shown in and described above in connection to Figure 1. For instance, playback devices 502-514 of the media playback system 500 may correspond to playback devices 102-114 of the media playback system 100. Accordingly, playback devices 502-514 may each be similar to the playback device 200 shown in and described in connection to Figure 2.

[74] Playback devices 502-514 may each be configured to be powered from an external power source (i.e. power outlet) via a power cord and/or a docking station via which a docked playback device may receive power from the external power source. In addition, one or more of the playback devices 502-514 may include an internal battery from which a respective playback device may be powered. In one such case, the respective playback device may be configured to be powered from the external power source by default, if the external power source is available, and alternatively powered from the internal battery if the external power source is unavailable (i.e. playback device is unplugged or undocked). Other power sources and configurations are also possible.

[75] As shown in Figures 5A and 5B, playback device 502 may be a part of a zone associated with the balcony, playback devices 504-510 may be part of a zone associated with the living room, playback device 512 may be part of a zone associated with the dining room, and playback device 514 may be part of a zone associated with the kitchen. As discussed above, each playback device may be ungrouped from one zone and added to another zone or used to form a new zone. In addition, each zone may be added to a zone group or removed from a zone group. In Figure 5A, playback device 502 moved from a location “A” on the balcony to a location “B” in the living room. In Figure 5B, the playback device 502 then moved from the location B to location “C” in the dining room.

[76] Figures 6A, 6B, 7A, and 7B show flow diagrams of example methods 600, 650, 700, and 750, respectively, for expanding playback of a media item from a first playback device to a second playback device based on changes in proximity between the first playback device and the second playback device. Methods 600, 650, 700, and 750 present example methods that can be implemented within an operating environment involving, for example, the media playback system 100 of Figure 1, one or more of the playback device 200 of Figure 2, and/or the media playbacks environment 500 of Figures 5A and 5B. In one example, the methods 600, 650, 700, and 750 may each be performed in whole or in part by a computing device in communication with a media playback system. For instance, the methods 600, 650, 700, and 750 may be performed by one or more of the playback devices 502-514 of Figures 5A and 5B. In such cases, one or more of the playback devices 502-514 may have installed thereon a software application that includes instructions executable by a processor of a respective playback device to cause the respective playback device to perform the functions of methods 600, 650, 700, and/or 750.

[77] Methods 600, 650, 700, and 750 may each include one or more operations, functions, or actions as illustrated by one or more of blocks 602-606, 652-656, 702-706, and 752-756, respectively. Although the respective blocks are illustrated in sequential order, these blocks may also be performed in parallel, and/or in a different order than those described herein. Also, the various blocks may be combined into fewer blocks, divided into additional blocks, and/or removed based upon the desired implementation. In addition, for the methods 600, 650, 700, 750, and other processes and methods disclosed herein, the flowcharts show functionality and operation of only a few possible implementations of present embodiments. In this regard, each block may represent a module, a segment, or a portion of program code, which includes one or more instructions executable by a processor for implementing specific logical functions or steps in the process. The program code may be stored on any type of computer readable medium, for example, such as a storage device including a disk or hard drive.

[78] The computer readable medium may include non-transitory computer readable medium, for example, such as computer-readable media that stores data for short periods of time like register memory, processor cache and Random Access Memory (RAM). The computer readable medium may also include non-transitory media, such as secondary or persistent long term storage, like read only memory (ROM), optical or magnetic disks, compact-disc read only memory (CD-ROM), for example. The computer readable media may

also be any other volatile or non-volatile storage systems. The computer readable medium may be considered a computer readable storage medium, for example, or a tangible storage device. In addition, for the method 600 and other processes and methods disclosed herein, each block may represent circuitry that is wired to perform the specific logical functions in the process.

IV. First Example Method for Playback Expansion

[79] As shown in Figure 6A, the method 600 involves at block 602, identifying by a first playback device that is part of a first zone, a second playback device within a proximity of the first playback device; at block 604, determining that the second playback device is playing a media item as part of a second zone; and at block 606, based on the determination, (i) joining the second zone and (ii) beginning to play the media item in synchrony with the second playback device. The method 600 involves the first playback device expanding playback of the media item from the second playback device to the first playback device when the first playback device is placed such that the second playback device is within the proximity of the first playback device.

a. Identifying a second playback device within a proximity of the first playback device

[80] At block 602, the method 600 involves identifying by a first playback device that is part of a first zone, a second playback device within a proximity of the first playback device. Referring to Figure 5A for illustrative purposes, the first playback device may be the playback device 502, the first zone may be the balcony zone, and the second playback device may be the playback device 504.

[81] As shown, the playback device 502, while a part of the balcony zone, may move from location A on the balcony to location B in the living room. In one example, the playback device 502 may be powered from an external power source while at location A (i.e. via a dock and/or a power plug, among other possibilities), and may be powered from an internal battery when the playback device 502 is removed from location A (i.e. undocked and/or unplugged from the external power source). As such, the playback device 502 may be powered from the internal battery when the playback device 502 is at location B.

[82] At the location B, the playback device 502 may identify that the playback device 504 is now within a proximity of playback device 504. The playback device 504 may be powered from an external power source. In one example, the playback device 502 may identify that the playback device 504 is within the proximity of the playback device 502 based on one or more proximity sensors on the playback device 502. The one or more

proximity sensors may include one or more of a capacitive sensor, an inductive sensor, a laser sensor, a magnetic sensor, an infrared sensor, a photo-sensor, an acoustic sensor, and a wireless signal sensor, among other possibilities.

[83] In one instance, a wireless signal sensor of the playback device 502 may detect a wireless signal emitted from a playback device with a signal strength above a threshold value, indicating that the playback device is within the proximity of the playback device 502. Based on the detection, the playback device 502 may parse the detected wireless signal to identify the playback device 504 as the source of the detected wireless signal and accordingly, as the playback device within the proximity of the playback device 502.

[84] In another instance, a photo-sensor on the playback device 502 may detect that a playback device is within a proximity (i.e. threshold photo-sensing range) of the playback device 502. The playback device 502, in response to the detection, may transmit to the detected playback device, a request for information identifying the detected playback device, and subsequently identify the playback device 504 as the detected playback device based on a received response to the request. Other examples for identifying the playback device 504 as the playback device within the proximity of the first playback device are also possible.

[85] As mentioned above, the playback device 502 moved from location A to location B. In one example, block 602 may be performed once the playback device 502 has been placed at location B. In one case, the playback device 502 may include one or more movement sensors (i.e. accelerometers, among other possibilities). As such, the movement sensors of the playback device 502 may detect a placement of the playback device 502 by detecting cessation of movement following movement of the playback device 502. The playback device 502 may then perform block 602 in response to detecting the placement of the playback device 502. Other examples are also possible.

b. Determining that the second playback device is playing a media item as part of a second zone

[86] At block 604, the method 600 involves determining that the second playback device is playing a media item as part of a second zone. Continuing with the example above, upon identifying the playback device 504 within the proximity of the playback device 502, the playback device 502 may determine that that playback device 504 is playing a media item as part of the living room zone and is not a part of the balcony zone.

[87] In one example, the playback device 502 may determine that the playback device 504 is playing the media item as part of the living room zone by transmitting to the playback device 504, a request for information associated with the playback device 504, and

subsequently receive information from the playback device 504 indicating that the playback device 504 is playing the media item and is a part of the living room zone.

[88] In another example, the playback device 502 may determine that the playback device 504 is playing the media item as part of the living room zone by transmitting to one or more playback devices in the media playback system 500 (including or excluding the playback device 504), a request for information associated with the playback device 504, and subsequently receive information from the one or more playback devices in the media playback system 500, information indicating that the playback device 504 is playing the media item as part of the living room zone.

[89] In yet another example, the playback device 502 may determine that the playback device 504 is playing the media item as part of the living room zone by retrieving a locally stored state variable associated with the playback device 504. For instance, the playback device 502 (and one or more other playback devices in the media playback system 500) may maintain state variables associated with itself and other playback devices in the media playback system 500. A state variable may be updated for a corresponding playback device periodically and/or when a configuration and/or status of the corresponding playback device changes. For instance, a state variable corresponding to the playback device 504 may be updated when the playback device 504 began playing the media item as part of the living room zone. As such, the playback device 502 may retrieve the locally stored state variable that is associated with the playback device 504 to determine that the playback device 504 is playing the media item as part of the living room. Other examples are also possible.

c. Based on the determination, (i) joining the second zone and (ii) beginning to play the media item in synchrony with the second playback device

[90] At block 606, the method 600 involves based on the determination, (i) joining the second zone and (ii) beginning to play the media item in synchrony with the second playback device. Continuing with the example above, the playback device 502 may join the living room zone and begin playing the media item in synchrony with the playback device 504. In other words, the playback device 502 may join the living room zone, and accordingly begin playing the media item as part of the living room zone, which involves playing the media item in synchrony with the playback device 504. As indicated above, U.S. Patent No. 8,234,395 entitled, "System and method for synchronizing operations among a plurality of independently clocked digital data processing devices," which is hereby incorporated by reference, provides in more detail some examples for audio playback synchronization among playback devices.

[91] In one example, the playback device 502 may begin playing the media item in synchrony with the playback device 504 at a volume level that the playback device 502 was previously playing media content. In another example, the playback device 502 may begin playing the media item in synchrony with the playback device 504 at a particular volume level determined based on a playback volume level of the playback device 504. In one case, if the playback device 502 is a same type of playback device as the playback device 504 (i.e. same model), the particular volume level may be the same as the volume level of the playback device 504. In another case, if the playback device 502 has a lower audio output power (i.e. lower wattage amplifier, among other possibilities), the particular volume level may be higher than the volume level of the playback device 504 in order to properly match the playback volume output of the playback device 504. Analogously, if the playback device 502 has a higher audio output power (i.e. higher wattage amplifier, among other possibilities), the particular volume level may be lower than the volume level of the playback device 504. Other cases are also possible.

[92] In a further example, the playback device 502, when beginning to play the media item in synchrony with the playback device 504, may gradually increase a playback volume of the media item from a first playback volume to a second playback volume over a duration of time. In this example, the first playback volume may be a volume level of zero, and the second playback volume may be the particular playback volume determined based on the playback volume of the playback device 504, as discussed above. Examples of the duration of time may be anywhere between 3 to 15 seconds. In one case, the volume increase from the first playback volume to the second playback volume may be performed at a predetermined rate, such as 2 volume units per second. In this case, the duration of time may vary based on a difference between the first playback volume and the second playback volume. Other examples are also possible.

[93] Once the playback device 502 has joined the living room zone and begun playing the media item in synchrony with the playback device 504, the playback device 502 may provide an indication to any users or listeners in the playback environment that the playback device 502 is joining or has joined the living room zone. The indication may include one or more of a playback of an audio signal, a flashing of a light source on the playback device 502, and a vibration of the playback device 502, among other possibilities.

[94] Referring to Figure 5B, the playback device 502, after being placed at location B in the living room zone, may be subsequently moved to location C in the dining room zone. In one example, if the playback device 502 has already joined the living room zone and/or is

already playing the media item in synchrony with the playback device 504 when the playback device 502 is subsequently moved to location C, the playback device 502 may again perform the method 600 of Figure 6A. In this case, however, playback device 512 may be the second playback device of method 600, and the dining room zone may be the second zone of method 600.

[95] In another example, the playback device 502 may be subsequently moved from location B before the playback device 502 has completed a process of joining the living room zone and/or beginning to play the media item in synchrony with the playback device 504. This may be the case when a user who is moving the playback device 502 from the balcony to the dining room, on the way to the dining room, temporarily places the playback device 502 in the living room near the playback device 504 before eventually moving the playback device 502 to the dining room. The user may perhaps be dropping off an item from the balcony in the living room and/or picking up an item in the living room to also bring to the dining room when the playback device 502 is temporarily placed at location B. Whichever the case, the temporary placement of the playback device 502 in the living room near the playback device 504 may accordingly cause the playback device 502 to begin to perform method 600.

[96] In this example, the playback device 502, while in the process of joining the living room zone and/or beginning to play the media item in synchrony with the playback device 504, may detect movement of the playback device 502 (i.e. via the one or more movement sensors), and responsively abort joining the second zone and cease beginning to play the media item in synchrony with the playback device 504. In one case, the process of joining the living room zone and beginning to play the media item in synchrony with the playback device 504 may include the increasing of the playback volume of the media item by the playback device 502 to the particular playback volume determined based on the playback volume of the playback device 504, as discussed above. Other examples are also possible.

V. Second Example Method for Playback Expansion

[97] As shown in Figure 6B, the method 650 involves at block 652, determining by a first playback device playing a media item as part of a first zone, that a second playback device has entered a proximity of the first playback device; at block 654, determining that the second playback device is a part of a second zone; and at block 656, responsively transmitting a command to cause the second playback device to (i) join the first zone and (ii) begin to play the media item in synchrony with the first playback device. The method 650 involves the first playback device expanding playback of the media item from the first

playback device to the second playback device when the second playback device is placed within the proximity of the first playback device.

a. Determining that a second playback device has entered within a proximity of the first playback device

[98] At block 652, the method 650 involves determining by a first playback device playing a media item as part of a first zone, that a second playback device has entered a proximity of the first playback device. Referring to Figure 5A for illustrative purposes, the first playback device may be the playback device 504, the first zone may be a living room zone, and the second playback device may be the playback device 502.

[99] As shown, the playback device 504 may be playing a media item as part of the living room zone, when the playback device 502 moved to location B, within a proximity of the playback device 504. In one example, the playback device 504 may be powered from an external power source while the playback device 502 may be powered from an internal battery.

[100] With playback device 502 now at location B, the playback device 504 may determine that the playback device 502 has entered within the proximity of playback device 504. In one example, the playback device 504 may determine that the playback device 502 has entered within the proximity of the playback device 504 based on one or more proximity sensors on the playback device 504. The one or more proximity sensors may include one or more of a capacitive sensor, an inductive sensor, a laser sensor, a magnetic sensor, an infrared sensor, a photo-sensor, an acoustic sensor, and a wireless signal sensor, among other possibilities.

[101] In one instance, a wireless signal sensor of the playback device 504 may detect a wireless signal emitted from a playback device with a signal strength that is now above a threshold value, indicating that the playback device has now entered within the proximity of the playback device 504. Based on the detection, the playback device 504 may parse the detected wireless signal to identify the playback device 502 as the source of the detected wireless signal and accordingly, as the playback device within the proximity of the playback device 504.

[102] In another instance, a photo-sensor on the playback device 504 may detect that a playback device has entered within a proximity (i.e. photo-sensing range) of the playback device 504. The playback device 504, in response to the detection, may transmit to the detected playback device, a request for information identifying the detected playback device, and subsequently identify the playback device 502 as the detected playback device based on a

received response to the request. Other examples for identifying the playback device 502 as the playback device that has entered within the proximity of the first playback device are also possible.

b. Determining that the second playback device is a part of a second zone

[103] At block 654, the method 650 involves determining that the second playback device is a part of a second zone. Continuing with the example above, upon determining that the playback device 502 has entered within the proximity of the playback device 504, the playback device 504 may determine that that playback device 502 is a part of the balcony zone and not a part of the living room zone.

[104] In one example, the playback device 504 may determine that the playback device 502 is a part of the balcony zone by transmitting to the playback device 502 a request for information associated with the playback device 502, and subsequently receive information from the playback device 502 indicating that the playback device 502 is a part of the balcony zone.

[105] In another example, the playback device 504 may determine that the playback device 502 is a part of the balcony zone by transmitting to one or more playback devices in the media playback system 500 (including or excluding the playback device 502), a request for information associated with the playback device 502, and subsequently receive information from the one or more playback devices in the media playback system 500, information indicating that the playback device 502 is a part of the balcony zone.

[106] In yet another example, the playback device 504 may determine that the playback device 502 is a part of the balcony zone by retrieving a locally stored state variable associated with the playback device 502. For instance, the playback device 504 (and one or more other playback devices in the media playback system 500) may maintain state variables associated with itself and other playback devices in the media playback system 500. A state variable may have been updated for a corresponding playback device periodically and/or when a configuration and/or status of the corresponding playback device changes. For instance, a state variable corresponding to the playback device 502 may be updated when the playback device 502 became a part of the balcony zone. As such, the playback device 504 may retrieve the locally stored state variable that is associated with the playback device 502 to determine that the playback device 502 is a part of the balcony. Other examples are also possible.

[107] As shown in Figure 5A, the playback device 502 moved from location A to location B, within the proximity of the playback device 504. In one example, block 654 may be performed by the playback device 504 once the playback device 504 determines that the

playback device 502 has entered within the proximity of the playback device 504. In another example, the playback device 504 may determine that the playback device 502 has been placed, and is not actively in transition, before performing block 654.

[108] In one case, the playback device 504 may determine using the one or more proximity sensors on the playback device 504, whether the playback device 502 is still in transition. For instance, if the one or more proximity sensors detect a substantially consistent presence of the playback device 502 within the proximity of the playback device 504, the playback device 504 may determine that the playback device 502 has been placed and proceed to perform block 654. In another instance, if the one or more proximity sensors detect a substantially varying presence of the playback device 502 within the proximity of the playback device 504, the playback device 504 may determine that the playback device 502 has not been placed and may not proceed to perform block 654.

[109] In another case, the playback device 504, prior to performing block 654, may transmit to the playback device 502 a request for information indicating whether the playback device 502 has been placed. The playback device 504 may then determine whether to proceed to perform block 654 based on a response from the playback device 502 indicating whether the playback device 502 has been placed. As indicated previously, the playback device 502 may include one or more movement sensors (i.e. accelerometers, among other possibilities) to determine whether the playback device 502 has been placed. Other examples are also possible.

c. Responsively, transmitting a command to cause the second playback device to (i) join the first zone and (ii) begin to play the media item in synchrony with the first playback device

[110] At block 656, the method 650 involves responsively, transmitting a command to cause the second playback device to (i) join the first zone and (ii) begin to play the media item in synchrony with the first playback device. Continuing with the example above, the playback device 504 may transmit to the playback device 502, a command to cause the playback device 502 to join the living room zone and begin to play the media item in synchrony with the playback device 504. In one case, causing the playback device 502 to join the living room zone may accordingly cause the playback device 502 to begin playing the media item as part of the living room zone, which involves playing the media item in synchrony with the playback device 504. As indicated above, U.S. Patent No. 8,234,395 entitled, "System and method for synchronizing operations among a plurality of independently clocked digital data processing devices," which is hereby incorporated by

reference, provides in more detail some examples for audio playback synchronization among playback devices.

[111] In one example, if the playback device 504 proceeded to block 654 from block 652 without determining whether the playback device 502 has been placed, the playback device 504 may determine whether the playback device 502 has been placed prior to performing block 656.

[112] In one example, a playback volume of the playback device 502 when the playback device 502 begins to play the media content in synchrony with the playback device 504 may be determined by the playback device 502. In another example, the playback volume of the playback device 502 when the playback device begins to play the media content in synchrony with the playback device 504 may be according to the command transmitted from the playback device 504 to the playback device 502 to cause the playback device 502 to join the living room zone and play the media item in synchrony with the playback device 504.

[113] In one case, the command may cause the playback device 502 to begin playing the media item in synchrony with the playback device 504 at a volume level that the playback device 502 was previously playing media content. In another case, the command may cause the playback device 502 to begin playing the media item in synchrony with the playback device 504 at a particular volume level determined based on a playback volume level of the playback device 504. In one instance, if the playback device 502 is a same type of playback device as the playback device 504 (i.e. same model), the particular volume level may be the same as the volume level of the playback device 504. In another instance, if the playback device 502 has a lower audio output power (i.e. lower wattage amplifier, among other possibilities), the particular volume level may be higher than the volume level of the playback device 504 to properly match the playback volume output of the playback device 504. Analogously, if the playback device 502 has a higher audio output power (i.e. higher wattage amplifier, among other possibilities), the particular volume level may be lower than the volume level of the playback device 504. Other examples are also possible.

[114] In a further case, the command may cause the playback device 502, when beginning to play the media item in synchrony with the playback device 504, to gradually increase a playback volume of the media item from a first playback volume to a second playback volume over a duration of time. In this example, the first playback volume may be a volume level of zero, and the second playback volume may be the particular playback volume determined based on the playback volume of the playback device 504, as discussed above. Examples of the duration of time may be anywhere between 3 to 15 seconds. In one instance,

the volume increase from the first playback volume to the second playback volume may be performed at a predetermined rate, such as 2 volume units per second. In this instance, the duration of time may vary based on the difference between the first playback volume and the second playback volume. Other examples are also possible.

[115] In one example, the command from the playback device 504 to cause the playback device 502 to join the living room zone and begin to play the media item in synchrony with the playback device 504 may further include a command to cause the playback device 502 to provide an indication to any users or listeners in the playback environment that the playback device 502 is joining the living room zone. The indication may include one or more of a playback of an audio signal, a flashing of a light source on the playback device 502, and a vibration of the playback device 502, among other possibilities.

[116] Referring to Figure 5B, the playback device 502, after entering within the proximity of the playback device 504 and/or being placed at location B, in the living room zone, may be subsequently moved to location C in the dining room zone. In one example, the playback device 502 may be subsequently moved from the location B before the playback device 502 has completed a process of joining the living room zone and/or beginning to play the media item in synchrony with the playback device 504. This may be the case when a user, who is moving the playback device 502 from the balcony to the dining room, on the way to the dining room, temporarily places the playback device 502 in the living room near the playback device 504 before eventually moving the playback device 502 to the dining room. The user may perhaps be dropping off an item from the balcony in the living room and/or picking up an item in the living room to also bring to the dining room when the playback device 502 is temporarily placed at location B. Whichever the case, the temporary placement of the playback device 502 in the living room near the playback device 504 may accordingly cause the playback device 504 to begin performing the method 650.

[117] In one example, if the playback device 504 determines within a predetermined duration of time after transmitting the command to the playback device 502, that the playback device 502 is moving, the playback device 504 may transmit to the playback device 502, a command to cause the playback device 502 to abort joining the living room zone and cease beginning to play the media item.

[118] The predetermined duration of time may be determined based on an expected duration of time between when the playback device 504 transmits the command to cause the playback device 502 to join the living room zone and begin playing the media item in synchrony with the playback device 504 and when the playback device 502 completes joining

the living room zone and beginning playback of the media item in synchrony with the playback device 504. In one case, the predetermined duration of time may include the duration of time for the playback volume of the media item by the playback device 502 to increase to the particular playback volume determined based on the playback volume of the playback device 504, as discussed above. Other examples are also possible.

[119] In another example, the command transmitted from the playback device 504 to the playback device 502 to cause the playback device 502 to join the living room zone and begin playing the media item in synchrony with the playback device 504 may further include a command to cause the playback device 502 to transmit a confirmation message upon completion of joining the living room zone and beginning to play the media item in synchrony with the playback device 504. In this example, if the playback device 504 determines, prior to receiving the confirmation message from the playback device 502, that the playback device 502 is moving, the playback device 504 may transmit to the playback device 502, a command to cause the playback device 502 to abort joining the living room zone and cease beginning to play the media.

[120] In one case, the playback device 504 may determine that the playback device 502 is moving if the one or more proximity sensors on the playback device 504 detect a substantially varying presence of the playback device 502 within the proximity of the playback device 504. In another case, the playback device 504 may determine that the playback device 502 is moving if the playback device 504 receives from the playback device 502, information indicating that the playback device 502 is moving. Other examples are also possible.

VI. Third Example Method for Playback Expansion

[121] As shown in Figure 7A, the method 700 involves at block 702, identifying by a first playback device playing a media item as part of a first zone, a second playback device within a proximity of the first playback device; at block 704, determining that the second playback device is a part of a second zone; and at block 706, responsively transmitting a command to cause the second playback device to (i) join the first zone and (ii) play the media item in synchrony with the first playback device. The method 700 involves the first playback device expanding playback of the media item from the first playback device to the second playback device when the first playback device is placed such that the second playback device is within the proximity of the first playback device.

a. Identifying a second playback device within a proximity of the first playback device

[122] At block 702, the method 700 involves identifying by a first playback device playing a media item as part of a first zone, a second playback device within a proximity of the first playback device. Referring to Figure 5A for illustrative purposes, the first playback device may be the playback device 502, the first zone may be a balcony zone, and the second playback device may be the playback device 504.

[123] As shown, the playback device 502, while playing the media item as a part of the balcony zone, may move from location A on the balcony to location B in the living room. In one example, the playback device 502 may be powered from an external power source while at location A (i.e. via a dock and/or a power plug, among other possibilities), and may be powered from an internal battery when the playback device 502 is removed from location A (i.e. undocked and/or unplugged from the external power source). As such, the playback device 502 may be powered from the internal battery when the playback device 502 is at the location 502.

[124] At the location B, the playback device 502 may identify that the playback device 504 is now within a proximity of playback device 502. The playback device 504 may be powered from an external power source. In one example, the playback device 502 may identify that the playback device 504 is within the proximity of the playback device 502 based on one or more proximity sensors on the playback device 502. The one or more proximity sensors may include one or more of a capacitive sensor, an inductive sensor, a laser sensor, a magnetic sensor, an infrared sensor, a photo-sensor, an acoustic sensor, and a wireless signal sensor, among other possibilities.

[125] In one instance, a wireless signal sensor of the playback device 502 may detect a wireless signal emitted from a playback device with a signal strength above a threshold value, indicating that the playback device is within the proximity of the playback device 502. Based on the detection, the playback device 502 may parse the detected wireless signal to identify the playback device 504 as the source of the detected wireless signal and accordingly, as the playback device within the proximity of the playback device 502.

[126] In another instance, a photo-sensor on the playback device 502 may detect that a playback device is within a proximity (i.e. photo-sensing range) of the playback device 502. The playback device 502, in response to the detection, may transmit to the detected playback device, a request for information identifying the detected playback device, and subsequently identify the playback device 504 as the detected playback device based on a received

response to the request. Other examples for identifying the playback device 504 as the playback device within the proximity of the first playback device are also possible.

[127] As mentioned above, the playback device 502 moved from location A to location B. In one example, block 702 may be performed once the playback device 502 has been placed at location B. In one case, the playback device 502 may include one or more movement sensors (i.e. accelerometers, among other possibilities). As such, the movement sensors of the playback device 502 may detect a placement of the playback device 502 by detecting cessation of movement following movement of the playback device 502. The playback device 502 may then perform block 702 in response to detecting the placement of the playback device 502. Other examples are also possible.

b. Determining that the second playback device is a part of a second zone

[128] At block 704, the method 700 involves determining that the second playback device is a part of a second zone. Continuing with the example above, upon identifying the playback device 504 within the proximity of the playback device 502, the playback device 502 may determine that that playback device 504 is a part of the living room zone and not a part of the balcony zone.

[129] In one example, the playback device 502 may determine that the playback device 504 is a part of the living room zone by transmitting to the playback device 504 a request for information associated with the playback device 504, and subsequently receive information from the playback device 504 indicating that the playback device 504 is a part of the living room zone.

[130] In another example, the playback device 502 may determine that the playback device 504 is a part of the living room zone by transmitting to one or more playback devices in the media playback system 500 (including or excluding the playback device 502), a request for information associated with the playback device 504, and subsequently receive information from the one or more playback devices in the media playback system 500, information indicating that the playback device 504 is a part of the living room zone.

[131] In yet another example, the playback device 502 may determine that the playback device 504 is a part of the living room zone by retrieving a locally stored state variable associated with the playback device 504. For instance, the playback device 502 (and one or more other playback devices in the media playback system 500) may maintain state variables associated with itself and other playback devices in the media playback system 500. A state variable may be updated for a corresponding playback device periodically and/or when a configuration and/or status of the corresponding playback device changes. For instance, a

state variable corresponding to the playback device 504 may have been updated when the playback device 504 became a part of the living room zone. As such, the playback device 502 may retrieve the locally stored state variable that is associated with the playback device 504 to determine that the playback device 504 is a part of the living room. Other examples are also possible.

- c. Responsively, transmitting a command to cause the second playback device to (i) join the first zone and (ii) play the media item in synchrony with the first playback device

[132] At block 706, the method 700 involves responsively, transmitting a command to cause the second playback device to (i) join the first zone and (ii) play the media item in synchrony with the first playback device. Continuing with the example above, the playback device 502 may transmit to the playback device 504, a command to cause the playback device 502 to join the balcony zone and begin to play the media item in synchrony with the playback device 502. In one case, causing the playback device 504 to join the balcony zone may accordingly cause the playback device 504 to begin playing the media item as part of the balcony zone, which involves playing the media item in synchrony with the playback device 502. As indicated above, U.S. Patent No. 8,234,395 entitled, “System and method for synchronizing operations among a plurality of independently clocked digital data processing devices,” which is hereby incorporated by reference, provides in more detail some examples for audio playback synchronization among playback devices.

[133] In one example, a playback volume of the playback device 504 when the playback device 504 begins to play the media content in synchrony with the playback device 502 may be determined by the playback device 504. In another example, the playback volume of the playback device 504 when the playback device begins to play the media content in synchrony with the playback device 502 may be according to the command transmitted from the playback device 502 to the playback device 504 to cause the playback device 504 to join the balcony zone and play the media item in synchrony with the playback device 502.

[134] In one case, the command may cause the playback device 504 to begin playing the media item in synchrony with the playback device 502 at a volume level that the playback device 504 was previously playing media content. In another case, the command may cause the playback device 504 to begin playing the media item in synchrony with the playback device 502 at a particular volume level determined based on a playback volume level of the playback device 502. In one instance, if the playback device 504 is a same type of playback device as the playback device 502 (i.e. same model), the particular volume level may be the same as the volume level of the playback device 502. In another instance, if the playback

device 504 has a lower audio output power (i.e. lower wattage amplifier, among other possibilities), the particular volume level may be higher than the volume level of the playback device 502 to properly match the volume output of the playback device 502. analogously, if the playback device 504 has a higher audio output power (i.e. higher wattage amplifier, among other possibilities), the particular volume level may be lower than the volume level of the playback device 502. Other examples are also possible.

[135] In a further case, the command may cause the playback device 504, when beginning to play the media item in synchrony with the playback device 502, to gradually increase a playback volume of the media item from a first playback volume to a second playback volume over a duration of time. In this example, the first playback volume may be a volume level of zero, and the second playback volume may be the particular playback volume determined based on the playback volume of the playback device 502, as discussed above. Examples of the duration of time may be anywhere between 3 to 15 seconds. In one instance, the volume increase from the first playback volume to the second playback volume may be performed at a predetermined rate, such as 2 volume units per second. In this instance, the duration of time may vary based on the difference between the first playback volume and the second playback volume. Other examples are also possible.

[136] In one example, the command from the playback device 502 to cause the playback device 504 to join the balcony zone and begin to play the media item in synchrony with the playback device 502 may further include a command to cause the playback device 504 to provide an indication to any users or listeners in the playback environment that the playback device 504 is joining the balcony zone. The indication may include one or more of a playback of an audio signal, a flashing of a light source on the playback device 504, and a vibration of the playback device 504, among other possibilities.

[137] Referring to Figure 5B, the playback device 502, after being placed at location B in the living room zone such that the playback device 504 is within the proximity of the playback device 502, may be subsequently moved to location C in the dining room zone. In one example, the playback device 502 may be subsequently moved from the location B before the playback device 504 has completed a process of joining the balcony zone and/or beginning to play the media item in synchrony with the playback device 502. This may be the case when a user who is moving the playback device 502 from the balcony to the dining room, on the way to the dining room, temporarily places the playback device 502 in the living room near the playback device 504 before eventually moving the playback device 502 to the dining room. The user may perhaps be dropping off an item from the balcony in the living

room and/or picking up an item in the living room to also bring to the dining room when the playback device 502 is temporarily placed at location B. Whichever the case, the temporary placement of the playback device 502 in the living room near the playback device 504 may accordingly cause the playback device 502 to begin performing the method 700.

[138] In one example, if the playback device 502 detects movement of the playback device 502 (i.e. via the one or more movement sensors) within a predetermined duration of time after transmitting the command cause the playback device 504 to join the balcony zone and begin playing the media item in synchrony with the playback device 502, the playback device 502 may transmit to the playback device 504, a command to cause the playback device 504 to abort joining the balcony zone and cease beginning to play the media item.

[139] The predetermined duration of time may be determined based on an expected duration of time between when the playback device 502 transmits the command to cause the playback device 504 to join the balcony zone and begin playing the media item in synchrony with the playback device 502 and when the playback device 504 completes joining the balcony zone and beginning playback the media item in synchrony with the playback device 502. In one case, the predetermined duration of time may include the duration of time for the playback volume of the media item by the playback device 504 to increase to the particular playback volume determined based on the playback volume of the playback device 502, as discussed above. Other examples are also possible.

[140] In another example, the command transmitted from the playback device 502 to the playback device 504 to cause the playback device 504 to join the balcony zone and begin playing the media item in synchrony with the playback device 502 may further include a command to cause the playback device 504 to transmit a confirmation message upon completion of joining the balcony zone and beginning to play the media item in synchrony with the playback device 502. In this example, if the playback device 502 detects movement of the playback device 502 prior to receiving the confirmation message from the playback device 504, the playback device 502 may transmit to the playback device 504, a command to cause the playback device 504 to abort joining the living room zone and cease beginning to play the media. Other examples are also possible.

VII. Fourth Example Method for Playback Expansion

[141] As shown in Figure 7B, the method 750 involves at block 752, determining by a first playback device that is a part of a first zone, that a second playback device has entered within a proximity of the first playback device; at block 754, determining that the second playback device is playing a media item as part of a second zone; and at block 756, based on

the determination, (i) joining the second zone and (ii) beginning to play the media item in synchrony with the second playback device. The method 750 involves the first playback device expanding playback of the media item from the second playback device to the first playback device when the second playback device is placed within the proximity of the first playback device.

- a. Determining that a second playback device has entered within a proximity of the first playback device

[142] At block 752, the method 750 involves determining by a first playback device that is a part of a first zone, that a second playback device has entered within a proximity of the first playback device. Referring to Figure 5A for illustrative purposes, the first playback device may be the playback device 504, the first zone may be a living room zone, and the second playback device may be the playback device 502.

[143] As shown, the playback device 504 may be a part of the living room zone, when the playback device 502 moved to location B, within a proximity of the playback device 504. In one example, the playback device 504 may be powered from an external power source while the playback device 502 may be powered from an internal battery.

[144] With playback device 502 now at location B, the playback device 504 may determine that the playback device 502 has entered within the proximity of playback device 504. In one example, the playback device 504 may determine that the playback device 502 has entered within the proximity of the playback device 504 based on one or more proximity sensors on the playback device 504. The one or more proximity sensors may include one or more of a capacitive sensor, an inductive sensor, a laser sensor, a magnetic sensor, an infrared sensor, a photo-sensor, an acoustic sensor, and a wireless signal sensor, among other possibilities.

[145] In one instance, a wireless signal sensor of the playback device 504 may detect a wireless signal emitted from a playback device with a signal strength that is now above a threshold value, indicating that the playback device has now entered within the proximity of the playback device 504. Based on the detection, the playback device 504 may parse the detected wireless signal to identify the playback device 502 as the source of the detected wireless signal and accordingly, as the playback device within the proximity of the playback device 504.

[146] In another instance, a photo-sensor on the playback device 504 may detect that a playback device has entered within a proximity (i.e. photo-sensing range) of the playback device 504. The playback device 504, in response to the detection, may transmit to the

detected playback device, a request for information identifying the detected playback device, and subsequently identify the playback device 502 as the detected playback device based on a received response to the request. Other examples for identifying the playback device 502 as the playback device that has entered within the proximity of the first playback device are also possible.

b. Determining that the second playback device is playing a media item as part of a second zone

[147] At block 754, the method 750 involves determining that the second playback device is playing a media item as part of a second zone. Continuing with the example above, upon determining that the playback device 502 has entered within the proximity of the playback device 504, the playback device 504 may determine that that playback device 502 is playing a media item as a part of the balcony zone and is not a part of the living room zone.

[148] In one example, the playback device 504 may determine that the playback device 502 is playing the media item as part of the balcony zone by transmitting to the playback device 502 a request for information associated with the playback device 502, and subsequently receive information from the playback device 502 indicating that the playback device 502 is playing the media item and is a part of the balcony zone.

[149] In another example, the playback device 504 may determine that the playback device 502 is playing the media item as part of the balcony zone by transmitting to one or more playback devices in the media playback system 500 (including or excluding the playback device 504), a request for information associated with the playback device 502, and subsequently receive information from the one or more playback devices in the media playback system 500, information indicating that the playback device 502 is playing the media item as part of the balcony zone.

[150] In yet another example, the playback device 502 may determine that the playback device 502 is playing the media item as part of the balcony zone by retrieving a locally stored state variable associated with the playback device 502. For instance, the playback device 504 (and one or more other playback devices in the media playback system 500) may maintain state variables associated with itself and other playback devices in the media playback system 500. A state variable may be updated for a corresponding playback device periodically and/or when a configuration and/or status of the corresponding playback device changes. For instance, a state variable corresponding to the playback device 502 may be updated when the playback device 502 began playing the media item as part of the balcony zone. As such, the playback device 504 may retrieve the locally stored state variable that is associated with the

playback device 502 to determine that the playback device 502 is playing the media item as part of the balcony zone. Other examples are also possible.

[151] As shown in Figure 5A, the playback device 502 moved from location A to location B, within the proximity of the playback device 504. In one example, block 754 may be performed by the playback device 504 once the playback device 504 determines that the playback device 502 has entered within the proximity of the playback device 504. In another example, the playback device 504 may determine that the playback device 502 has been placed, and is not actively in transition, before performing block 754.

[152] In one case, the playback device 504 may determine using the one or more proximity sensors on the playback device 504, whether the playback device 502 is still in transition. For instance, if the one or more proximity sensors detect a substantially consistent presence of the playback device 502 within the proximity of the playback device 504, the playback device 504 may determine that the playback device 502 has been placed and proceed to perform block 754. In another instance, if the one or more proximity sensors detect a substantially varying presence of the playback device 502 within the proximity of the playback device 504, the playback device 504 may determine that the playback device 502 has not been placed and may not proceed to perform block 754.

[153] In another case, the playback device 504, prior to performing block 754, may transmit to the playback device 502 a request for information indicating whether the playback device 502 has been placed. The playback device 504 may then determine whether to proceed to perform block 754 based on a response from the playback device 502 indicating whether the playback device 502 has been placed. As indicated previously, the playback device 502 may include one or more movement sensors (i.e. accelerometers, among other possibilities) to determine whether the playback device 502 has been placed. Other examples are also possible.

c. Based on the determination, (i) joining the second zone and (ii) begin to play the media item in synchrony with the second playback device

[154] At block 756, the method 750 involves based on a determination, (i) join the second zone and (ii) begin to play the media item in synchrony with the second playback device. Continuing with the example above, the playback device 504 may join the balcony zone and begin playing the media item in synchrony with the playback device 502. In other words, the playback device 504 may join the balcony zone, and accordingly begin playing the media item as part of the balcony zone, which involves playing the media item in synchrony with the playback device 502. As indicated above, U.S. Patent No. 8,234,395 entitled, "System

and method for synchronizing operations among a plurality of independently clocked digital data processing devices,” which is hereby incorporated by reference, provides in more detail some examples for audio playback synchronization among playback devices.

[155] In one example, if the playback device 504 proceeded to block 754 from block 752 without determining whether the playback device 502 has been placed, the playback device 504 may determine whether the playback device 502 has been placed prior to performing block 756.

[156] In one example, the playback device 504 may begin playing the media item in synchrony with the playback device 502 at a volume level that the playback device 504 was previously playing media content. In another example, the playback device 504 may begin playing the media item in synchrony with the playback device 502 at a particular volume level determined based on a playback volume level of the playback device 502. In one case, if the playback device 504 is a same type of playback device as the playback device 502 (i.e. same model), the particular volume level may be the same as the volume level of the playback device 502. In another case, if the playback device 504 has a lower audio output power (i.e. lower wattage amplifier, among other possibilities), the particular volume level may be higher than the volume level of the playback device 502 to properly match the volume output of the playback device 502. Analogously, if the playback device 504 has a higher audio output power (i.e. higher wattage amplifier, among other possibilities), the particular volume level may be lower than the volume level of the playback device 502. Other cases are also possible.

[157] In a further example, the playback device 504, when beginning to play the media item in synchrony with the playback device 502, may gradually increase a playback volume of the media item from a first playback volume to a second playback volume over a duration of time. In this example, the first playback volume may be a volume level of zero, and the second playback volume may be the particular playback volume determined based on the playback volume of the playback device 502, as discussed above. Examples of the duration of time may be anywhere between 3 to 15 seconds. In one case, the volume increase from the first playback volume to the second playback volume may be performed at a predetermined rate, such as 2 volume units per second. In this case, the duration of time may vary based on the difference between the first playback volume and the second playback volume. Other examples are also possible.

[158] Once the playback device 504 has joined the balcony zone and begun playing the media item in synchrony with the playback device 502, the playback device 504 may provide

an indication to any users or listeners in the playback environment that the playback device 504 is joining or has joined the living room zone. The indication may include one or more of a playback of an audio signal, a flashing of a light source on the playback device 504, and a vibration of the playback device 504, among other possibilities.

[159] Referring to Figure 5B, the playback device 502, after entering within the proximity of the playback device 504 and/or being placed at location B, in the living room zone, may be subsequently moved to location C in the dining room zone. In one example, the playback device 502 may be subsequently moved from the location B before the playback device 504 has completed a process of joining the balcony zone and/or beginning to play the media item in synchrony with the playback device 502. This may be the case when a user, who is moving the playback device 502 from the balcony to the dining room, on the way to the dining room, temporarily places the playback device 502 in the living room near the playback device 504 before eventually moving the playback device 502 to the dining room. The user may perhaps be dropping off an item from the balcony in the living room and/or picking up an item in the living room to also bring to the dining room when the playback device 502 is temporarily placed at location B. Whichever the case, the temporary placement of the playback device 502 in the living room near the playback device 504 may accordingly cause the playback device 504 to begin performing the method 750.

[160] In this example, if the playback device 504, while in the process of joining the balcony zone and/or beginning to play the media item in synchrony with the playback device 502, determines that the playback device 502 is moving, the playback device 504 may responsively, abort joining the living room zone and cease beginning to play the media item. In one case, the process of joining the balcony zone and beginning to play the media item in synchrony with the playback device 502 may include the increasing of the playback volume of the media item by the playback device 504 to the particular playback volume determined based on the playback volume of the playback device 502, as discussed above. Other examples are also possible.

[161] In one case, the playback device 504 may determine that the playback device 502 is moving if the one or more proximity sensors on the playback device 504 detect a substantially varying presence of the playback device 502 within the proximity of the playback device 504. In another case, the playback device 504 may determine that the playback device 502 is moving if the playback device 504 receives from the playback device 502, information indicating that the playback device 502 is moving. Other examples are also possible.

VIII. Additional Examples

[162] In addition to those provided above, other examples are also possible. While the above examples provide mechanism for a playback device to discover and identify another playback device within a proximity, one having ordinary skill in the art will appreciate that variations of the provided mechanisms and other such mechanisms are also possible. In one example, communication between the one or more playback devices may occur over one or more communication protocols, including WI-FI®, BLUETOOTH®, or NFC, among other possibilities. As such, a manner in which one playback device discovers and identifies another playback device may vary depending on communication protocol(s) enabled and used for communication between two playback devices.

[163] For instance, according to a WI-FI® protocol, each playback device may be assigned a unique media access control (MAC) address. As such, a playback device may be identified according to the associated MAC address of the playback device. In another instance, if a BLUETOOTH® protocol is enabled on two playback devices, the two playback devices may follow a pairing procedure to share information upon the two playback devices entering within a proximity of each other. In a further instance, if NFC is enabled on two playback devices, information may be shared between the two playback devices according to one or more NFC protocols. Different pairs of playback devices in the media playback system may communicate according to different protocols, and accordingly may discover and identify each other according to different mechanisms.

[164] While the above examples generally refer to a playback device joining a zone of another playback device that is already playing a media item, one having ordinary skill in the art will appreciate that the playback device may be configured to automatically join the zone of the other playback device based on proximity, whether or not the other playback device is playing a media item. In one example, a first playback device that is being powered by an internal battery may be configured to automatically join the zone of a second playback that is being powered by an external source, regardless of which, if any of the two playback devices are playing any media content. Other scenarios and implementations within which a playback device may join the zone of another playback device based on proximity are also possible.

[165] While the above examples generally refer to a playback device joining a zone of another playback device to play media content in synchrony with the other playback device as part of the same zone, one having ordinary skill in the art will appreciate that playback devices may play media content in synchrony as a consolidated player, as playback devices within the same zone, and as playback devices of different zones within a zone group, among

other possibilities. As such, other scenarios and implementations within which playback of a media item may be expanded to a playback device that was not previously playing the media item are also possible. For instance, playback of a media item by a first playback device may be expanded to a second playback device with the second playback device joining a zone of the first playback device (as described), forming a new zone with the first playback device, forming a zone group including the zone of the first playback device and a zone of the second playback device, or without any zone modifications at all, among other possibilities.

[166] While the above examples generally refer to a playback volume of a first playback device joining a zone as being based on a playback volume of a second playback device that is already playing a media item as a part of the zone and that is within a proximity of the first playback device, one having ordinary skill in the art will appreciate that the playback volume of the first playback device may be based on additional factors. For instance, if the zone includes a plurality of other playback devices in addition to the second playback device, the playback volume of the first playback device joining the zone may be based on any one or more of the playback devices in the zone. In another instance, playback volumes of the one or more playback devices already in the zone may also be modified in response to the joining of the first playback device.

[167] While the above examples generally refer to a playback device automatically joining a zone of another playback device to play media content in synchrony with the other playback device as part of the same zone, one having ordinary skill in the art will appreciate that in some cases, a user of the media playback system may be prompted, such as via a controller interface for the media playback system, to allow or deny the joining of the zone by the playback device prior to the playback device joining the zone.

[168] While the above examples generally refer to the playback device that is joining the zone as being the playback device that provides an indication that the playback device is joining the zone, one having ordinary skill in the art will appreciate that in some cases, one or more playback devices in the zone, one or more playback devices in the media playback system, or one or more controller devices within the zone, among other possibilities, may also provide indication that the playback device is joining the zone.

[169] While the above examples provide mechanisms to abort joining of a zone by a playback device and cessation of the playback device beginning to play a media item in synchrony with a playback device in the zone, one having ordinary skill in the art will appreciate that other mechanisms for addressing temporary placements and/or enterings of playback device proximities are also possible. For instance, referring to the examples

provided in sections IV. – VIII., each of methods 600, 650, 700, and 750 above may further include a function to determine that the playback device 502 has been at location B for a threshold duration of time before the methods 600, 650, 700, and 750, as described above, are performed.

[170] Other examples are also possible.

IX. Conclusion

[171] The description above discloses, among other things, various example systems, methods, apparatus, and articles of manufacture including, among other components, firmware and/or software executed on hardware. It is understood that such examples are merely illustrative and should not be considered as limiting. For example, it is contemplated that any or all of the firmware, hardware, and/or software aspects or components can be embodied exclusively in hardware, exclusively in software, exclusively in firmware, or in any combination of hardware, software, and/or firmware. Accordingly, the examples provided are not the only way(s) to implement such systems, methods, apparatus, and/or articles of manufacture.

[172] (Feature 1) A first playback device comprising: (i) a processor; and (ii) memory having stored thereon instructions executable by the processor to cause the playback device to perform functions comprising: (a) while the first playback device is a part of a first zone, identifying that the first playback device has moved to a location that is within a given physical proximity to a second playback device; (b) determining that the second playback device is playing a media item as part of a second zone; and (c) based on the determination, (i) joining the second zone and (ii) beginning to play the media item in synchrony with the second playback device.

[173] (Feature 2) The first playback device of feature 1, wherein the functions further comprise: prior to identifying the second playback device, detecting a placement of the first playback device.

[174] (Feature 3) The first playback device of feature 1, wherein the first playback device further comprises a battery.

[175] (Feature 4) The first playback device of feature 1, wherein the second playback device is powered by an external power source.

[176] (Feature 5) The first playback device of feature 1, wherein beginning to play the media item in synchrony with the second playback device comprises: gradually increasing a playback volume of the media item from a first playback volume to a second playback

volume over a duration of time, the second playback volume corresponding to a playback volume of the second playback device.

[177] (Feature 6) The first playback device of feature 1, wherein the functions further comprise: providing an indication that the first playback device is joining the second zone, the indication comprising one or more of: (a) a playback of an audio signal, (b) a flashing of a light source on the first playback device, and (c) a vibration of the first playback device.

[178] (Feature 7) The first playback device of feature 1, wherein the functions further comprise: (i) while beginning to play the media item in synchrony with the second playback device, detecting movement of the first playback device; (ii) responsively, (a) aborting joining the second zone and (b) ceasing beginning to play the media item in synchrony with the second playback device.

[179] (Feature 8) A first playback device comprising: (i) a processor; and (ii) memory having stored thereon instructions executable by the processor to cause the playback device to perform functions comprising: (a) while the first playback device is playing a media item as a part of a first zone, determining that a second playback device has moved to a location that is within a given physical proximity to the first playback device; (b) determining that the second playback device is a part of a second zone; and (c) responsively, transmitting a command to cause the second playback device to (i) join the first zone and (ii) begin playing the media item in synchrony with the first playback device.

[180] (Feature 9) The first playback device of feature 8, wherein the functions further comprise: prior to transmitting the command, determining that the second playback device has been placed.

[181] (Feature 10) The first playback device of feature 8, wherein determining that the second playback device is a part of a second zone comprises: (i) transmitting a request for information on the second playback device; and (ii) receiving data indicating that the second playback device is a part of the second zone.

[182] (Feature 11) The first playback device of feature 8, wherein the second playback device further comprises a battery.

[183] (Feature 12) The first playback device of feature 8, wherein the first playback device is powered by an external power source.

[184] (Feature 13) The first playback device of feature 8, wherein the command to cause the second playback device to begin to play the media item in synchrony with the first playback device comprises a command to cause the second playback device to gradually increase a playback volume of the media item by the second playback device from a first

playback volume to a second playback volume over a duration of time, the second playback volume corresponding to a playback volume of the first playback device.

[185] (Feature 14) The first playback device of feature 8, wherein the command to cause the second playback device to (i) join the first zone and (ii) begin to play the media item in synchrony with the first playback device comprises a command to cause the second playback device to provide an indication that the second playback device is joining the first zone, the indication comprising one or more of: (a) a playback of an audio signal, (b) a flashing of a light source on the second playback device, and (c) a vibration of the second playback device.

[186] (Feature 15) The first playback device of feature 8, wherein the functions further comprise: (i) within a predetermined duration of time after transmitting the command, determining that the second playback device is moving; (ii) responsively, transmitting a command to cause the second playback device to (a) abort joining the first zone and (b) cease beginning to play the media.

[187] (Feature 16) A method comprising: (i) identifying, by a first playback device that is a part of a first zone, that the first playback device has moved to a location that is within a given physical proximity to a second playback device; (ii) determining that the second playback device is playing a media item as part of a second zone; and (iii) based on the determination, (i) joining the second zone and (ii) beginning to play the media item in synchrony with the second playback device.

[188] (Feature 17) The method of feature 16, further comprising: (i) while the first playback device is playing the media item as a part of the second zone, determining by the first playback device, that a third playback device has entered within a given physical proximity of the first playback device; (ii) determining that the third playback device is in a third zone; and (iii) responsively, transmitting a command to cause the third playback device to (a) join the second zone and (b) begin to play the media item in synchrony with the first playback device.

[189] (Feature 18) The method of feature 16, further comprising: prior to identifying the second playback device, detecting by the first playback device, a placement of the first playback device.

[190] (Feature 19) The method of feature 16, wherein the first playback device further comprises a battery.

[191] (Feature 20) The method of feature 16, wherein the second playback device is powered by an external power source.

[192] (Feature 21) A first playback device comprising: (i) a processor; and (ii) memory having stored thereon instructions executable by the processor to cause the playback device to perform functions comprising: (a) while the first playback device is playing a media item as part of a first zone, identifying that the first playback device has moved to a location that is within a given physical proximity of a second playback device; (b) determining that the second playback device is a part of a second zone; and (c) responsively, transmitting a command to cause the second playback device to (i) join the first zone and (ii) begin to play the media item in synchrony with the first playback device.

[193] (Feature 22) The first playback device of feature 21, wherein the functions further comprise: prior to identifying the second playback device, detecting a placement of the first playback device.

[194] (Feature 23) The first playback device of feature 21, wherein determining that the second playback device is a part of a second zone comprises: (i) transmitting a request for information associated with the second playback device; and (ii) receiving data indicating that the second playback device is a part of the second zone.

[195] (Feature 24) The first playback device of feature 21, wherein the first playback device further comprises a battery.

[196] (Feature 25) The first playback device of feature 21, wherein the second playback device is powered by an external power source.

[197] (Feature 26) The first playback device of feature 21, wherein the command to cause the second playback device to begin to play the media item in synchrony with the first playback device comprises a command to cause the second playback device to gradually increase a playback volume of the media item by the second playback device from a first playback volume to a second playback volume over a duration of time, the second playback volume corresponding to a playback volume of the first playback device.

[198] (Feature 27) The first playback device of feature 21, wherein the command to cause the second playback device to (i) join the first zone and (ii) begin to play the media item in synchrony with the first playback device comprises a command to cause the second playback device to provide an indication that the second playback device is joining the first zone, the indication comprising one or more of: (a) a playback of an audio signal, (b) a flashing of a light source on the second playback device, and (c) a vibration of the second playback device.

[199] (Feature 28) The first playback device of feature 21, wherein the functions further comprise: (i) within a predetermined duration of time after transmitting the command, determining that the first playback device is moving; (ii) responsively, transmitting a

command to cause the second playback device to (a) abort joining the first zone and (b) cease beginning to play the media item.

[200] (Feature 29) A first playback device comprising: (i) a processor; and (ii) memory having stored thereon instructions executable by the processor to cause the playback device to perform functions comprising: (a) while the first playback device is a part of a first zone, determining that a second playback device has moved to a location that is within a given physical proximity of the first playback device; (b) determining that the second playback device is playing a media item as part of a second zone; and (c) based on the determination, (i) joining the second zone and (ii) beginning to play the media item in synchrony with the second playback device.

[201] (Feature 30) The first playback device of feature 29, wherein the functions further comprise: prior to (i) joining the second zone and (ii) beginning to play the media item in synchrony with the second playback device, determining that the second playback device has been placed.

[202] (Feature 31) The first playback device of feature 29, wherein the second playback device further comprises a battery.

[203] (Feature 32) The first playback device of feature 29, wherein the first playback device is powered by an external power source.

[204] (Feature 33) The first playback device of feature 29, wherein beginning to play the media item in synchrony with the second playback device comprises: gradually increasing a playback volume of the media item by the first playback device from a first playback volume to a second playback volume over a duration of time, the second playback volume corresponding to a playback volume of the second playback device.

[205] (Feature 34) The first playback device of feature 29, wherein the functions further comprise: providing an indication that the first playback device is joining the second zone, the indication comprising one or more of: (a) a playback of an audio signal, (b) a flashing of a light source on the first playback device, and (c) a vibration of the first playback device.

[206] (Feature 35) The first playback device of feature 29, wherein the functions further comprise: (i) while beginning to play the media item in synchrony with the second playback device, determining that the second playback device is moving; (ii) responsively, abort joining the second zone and cease beginning to play the media item in synchrony with the second playback device.

[207] (Feature 36) A method comprising: (i) identifying, by a first playback device playing a media item as part of a first zone, that the first playback device has moved to a

location that is within a given physical proximity of a second playback device; (ii) determining that the second playback device is a part of a second zone; and (iii) responsively, transmitting a command to cause the second playback device to (a) join the first zone and (b) begin to play the media item in synchrony with the first playback device.

[208] (Feature 37) The method of feature 36, (i) determining, by the first playback device, that a third playback device has entered within a given physical proximity of the first playback device; (ii) determining that the third playback device is playing a media item as part of a third zone; and (iii) responsively, (a) joining the third zone and (b) beginning to play the media item in synchrony with the third playback device.

[209] (Feature 38) The method of feature 36, further comprising: prior to identifying the second playback device, detecting by the first playback device, a placement of the first playback device.

[210] (Feature 39) The method of feature 36, wherein the first playback device further comprises a battery.

[211] (Feature 40) The method of feature 36, wherein the second playback device is powered by an external power source.

[212] Additionally, references herein to “embodiment” means that a particular feature, structure, or characteristic described in connection with the embodiment can be included in at least one example embodiment of an invention. The appearances of this phrase in various places in the specification are not necessarily all referring to the same embodiment, nor are separate or alternative embodiments mutually exclusive of other embodiments. As such, the embodiments described herein, explicitly and implicitly understood by one skilled in the art, can be combined with other embodiments.

[213] The specification is presented largely in terms of illustrative environments, systems, procedures, steps, logic blocks, processing, and other symbolic representations that directly or indirectly resemble the operations of data processing devices coupled to networks. These process descriptions and representations are typically used by those skilled in the art to most effectively convey the substance of their work to others skilled in the art. Numerous specific details are set forth to provide a thorough understanding of the present disclosure. However, it is understood to those skilled in the art that certain embodiments of the present disclosure can be practiced without certain, specific details. In other instances, well known methods, procedures, components, and circuitry have not been described in detail to avoid unnecessarily obscuring aspects of the embodiments. Accordingly, the scope of the present

disclosure is defined by the appended claims rather than the forgoing description of embodiments.

[214] When any of the appended claims are read to cover a purely software and/or firmware implementation, at least one of the elements in at least one example is hereby expressly defined to include a tangible, non-transitory medium such as a memory, DVD, CD, Blu-ray, and so on, storing the software and/or firmware.

CLAIMS

1. A method for a playback system (500), comprising:
based on a determination that a first playback device (502) that is part of a first playback zone is within a given proximity of a second playback device (504) that is part of a second playback zone and playing back a media item, causing the first playback device to:
join the second playback zone; and
play the media item in synchrony with the second playback device.
2. The method of claim 1, further comprising detecting a placement of the first playback device.
3. The method of one of claims 1-2, further comprising providing an indication that the first playback device is joining the second playback zone, the indication comprising causing the first playback device to one or more of:
a playback of an audio signal,
a flashing of a light source on the first playback device, and
a vibration of the first playback device.
4. The method of one of claims 1-3, further comprising:
detecting, within a predetermined amount of time after the determination that the first playback device is within the given proximity of the second playback device, movement of the first playback device, and
in response to the detected movement, causing the first playback device to:
abort joining the second playback zone; and
cease playing the media item in synchrony with the second playback device.
5. The method of one of claims 1-4, further comprising causing the first playback device to gradually increase a playback volume of the media item from a first playback volume to a second playback volume over a given duration of time, wherein the second playback volume is determined based on at least one of:
a playback volume of the second playback device; and
a playback volume of a plurality of playback devices of the second playback zone.

6. The method of one of claims 1-5, further comprising:
while the first playback device is playing the media item as a part of the second playback zone, determining that a third playback device has entered within a proximity of the first playback device and is part of a third playback zone; and
responsively, transmitting a command to cause the third playback device to join the second playback zone and begin to play the media item in synchrony with the first playback device.
7. The method of claim one of claims 1 to 6, further comprising:
determining that a third playback device has entered within a proximity of the first playback device and is playing a media item as part of a third playback zone; and
responsively causing the first playback device to:
join the third playback zone; and
play the media item in synchrony with the third playback device.
8. The method of one of claims 1 to 7, further comprising making the determination that the first playback device is within a given proximity based on detecting one of:
that the first playback device has moved into the given proximity of the second playback device; and
that the second playback device has moved into the given proximity of the first playback device.
9. A first playback device configured to perform the method of any of claims 1 to 8.
10. The first playback device of claim 9, further comprising movement sensors configured to detect the placement of the first playback device.
11. The first playback device of any of claims 9 to 10, configured to determine that the second playback device is part of the second zone and is playing a media item by:
transmitting to the second playback device a request for information associated with the second playback device; and
in response to the transmitted request, receiving from the second playback device information identifying the second playback zone and the media item being played by the second playback device.

12. The first playback device of one of claims 9 to 11, further comprising at least one sensor configured for determining that the first playback device is within a given proximity of a second playback device.
13. The first playback device of one of claims 9 to 12, wherein the first playback device is powered by one of a battery and an external power source.
14. A second playback device configured to perform the method of any of claims 1 to 8.
15. The second playback device of claim 14, wherein causing the first playback device to join the second playback zone and play the media item in synchrony with the second playback device comprises transmitting, by the second playback device to the first playback device in response to the determination, a command to cause the first playback device to join the second playback zone and to play the media item in synchrony with the second playback device.
16. The second playback device of claim 14 or 15 in combination with claim 2, further comprising determining, by the second playback device, a placement of the first playback device by one of:
 - using data from at least one proximity sensor configured for detecting the placement of the first playback device; and
 - transmitting a request to the first playback device as to whether the first playback device has been placed.
17. The second playback device of one of claims 14 to 16, configured to determine that the first playback device is part of a first playback zone by:
 - transmitting to the first playback device a request for information on the first playback device; and
 - receiving from the first playback device data indicating that the first playback device is a part of the first playback zone.
18. The second playback device of one of claims 14 to 17, further comprising at least one of:

at least one proximity sensor; and
at least one wireless signal sensor, wherein the second playback device is configured to determine that the first playback device is within a given proximity of the first playback device using the at least one sensor.

19. The second playback device of one of claims 14 to 18, wherein the second playback device is powered by one of a battery and an external power source.

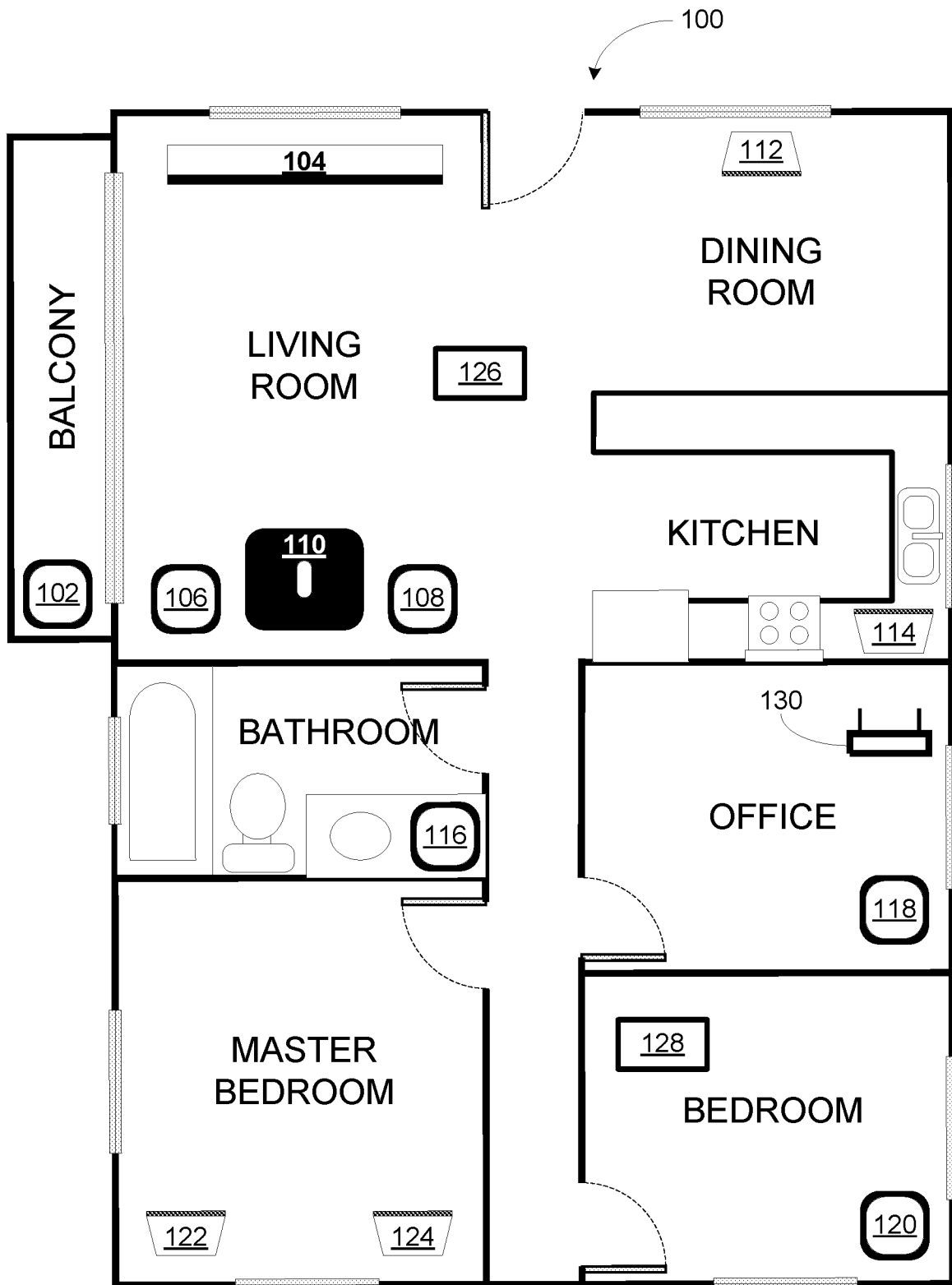


FIGURE 1

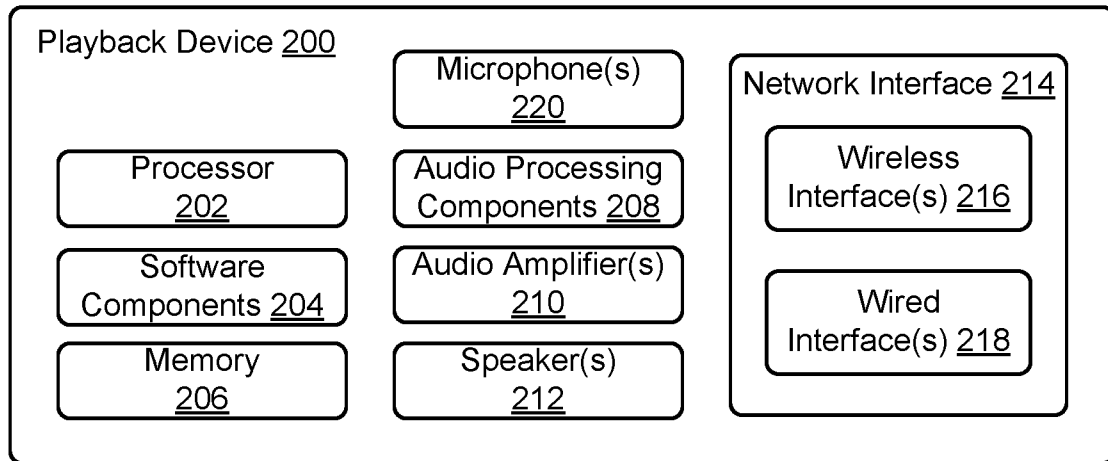


FIGURE 2

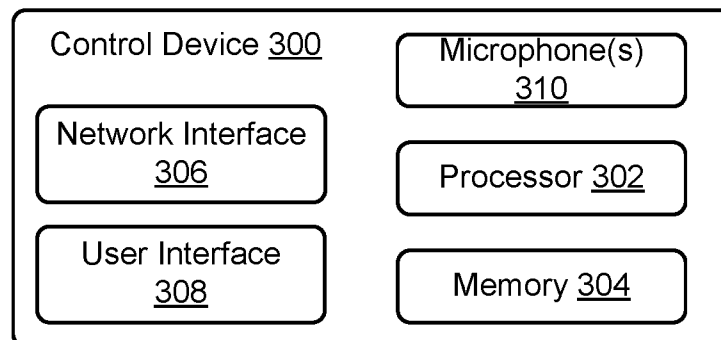


FIGURE 3

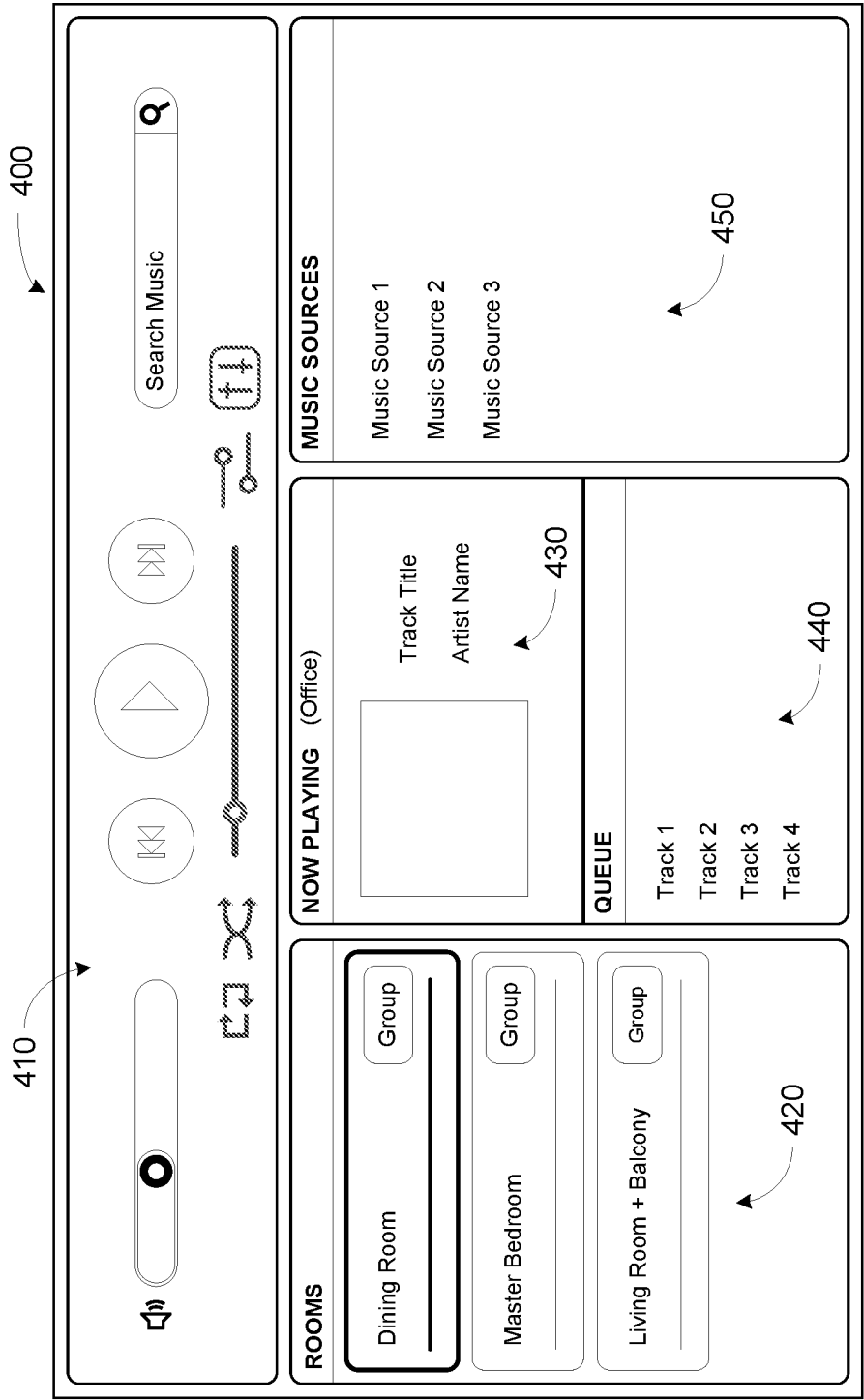


FIGURE 4

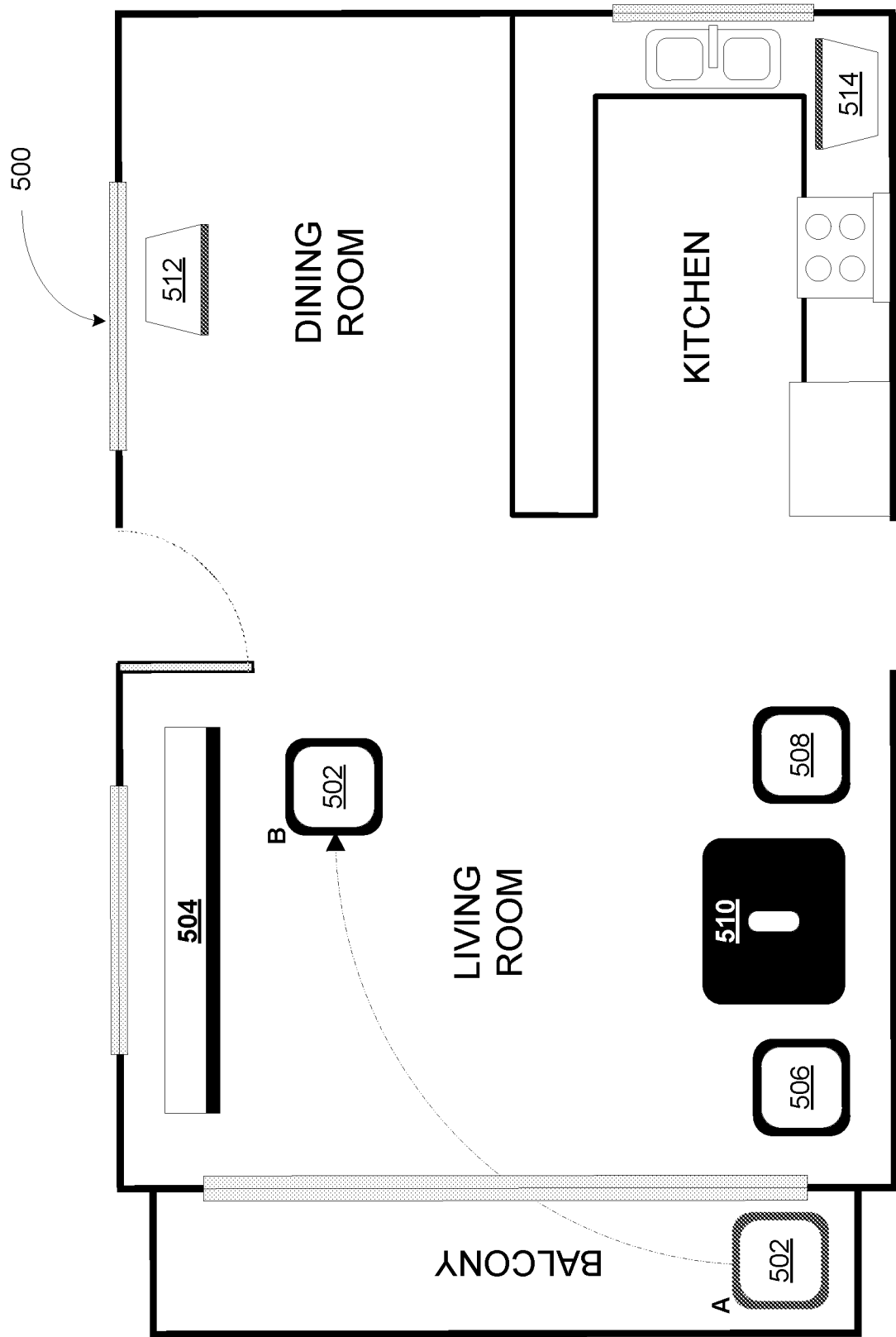


FIGURE 5A

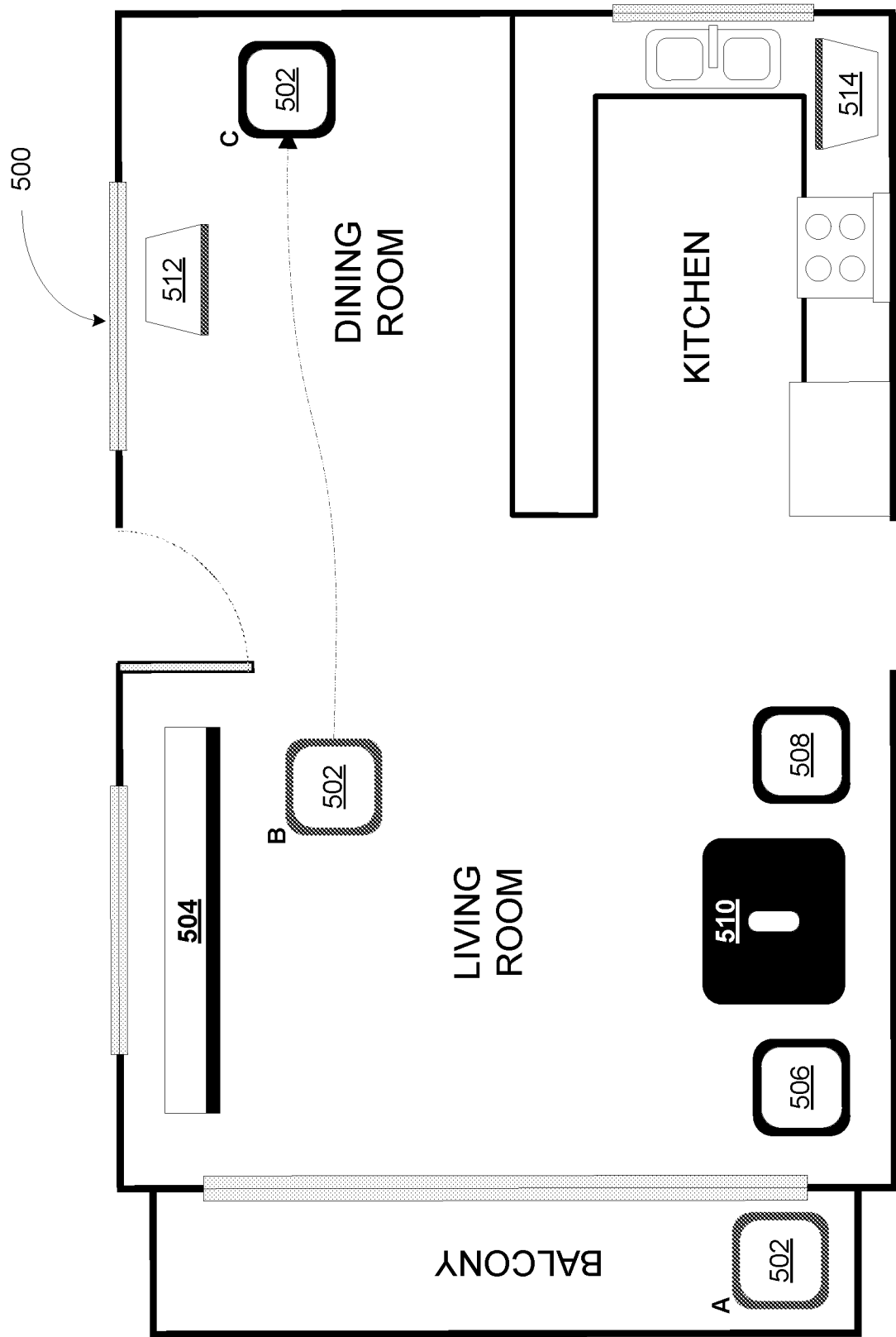


FIGURE 5B

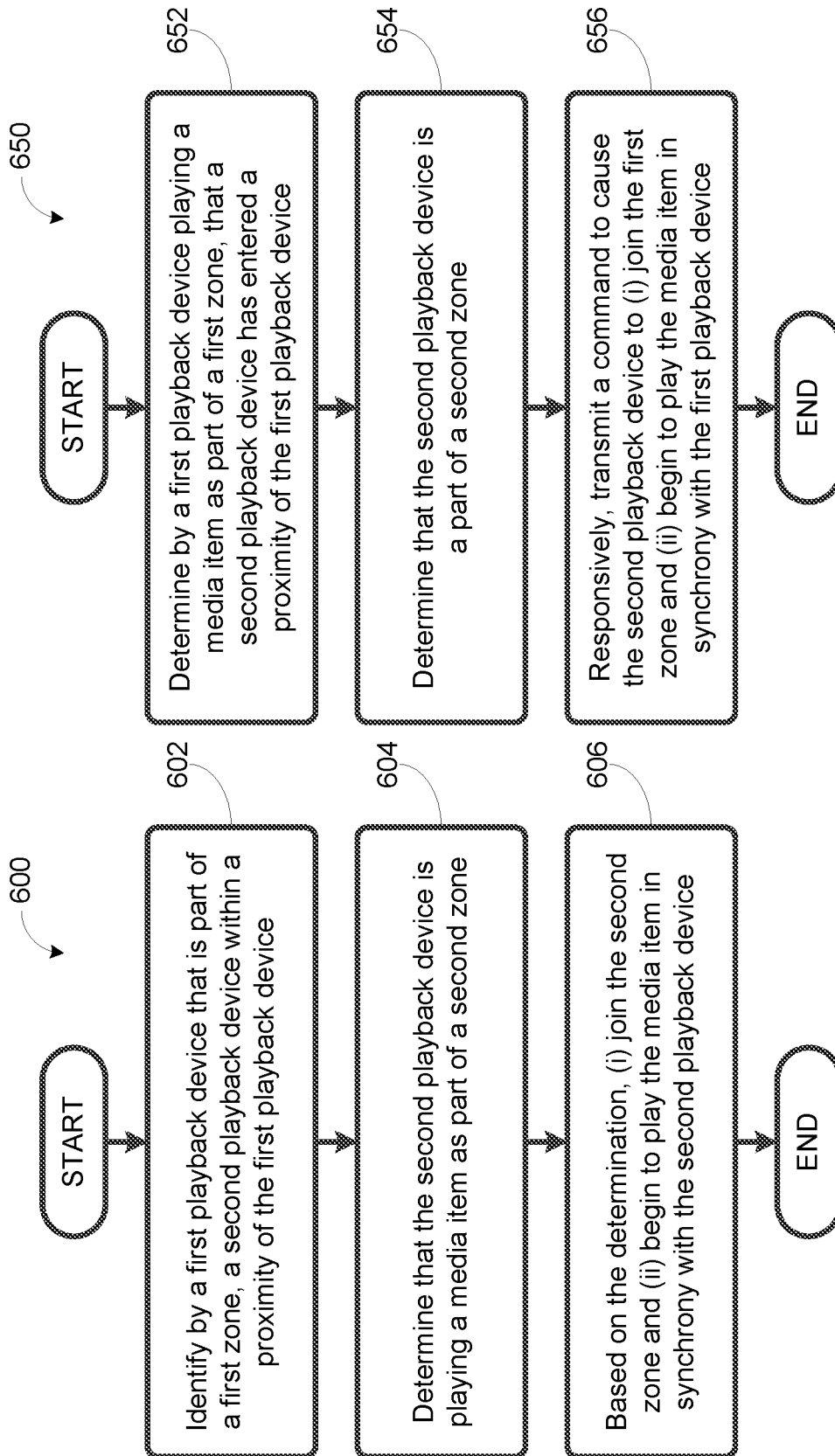


FIGURE 6A

FIGURE 6B

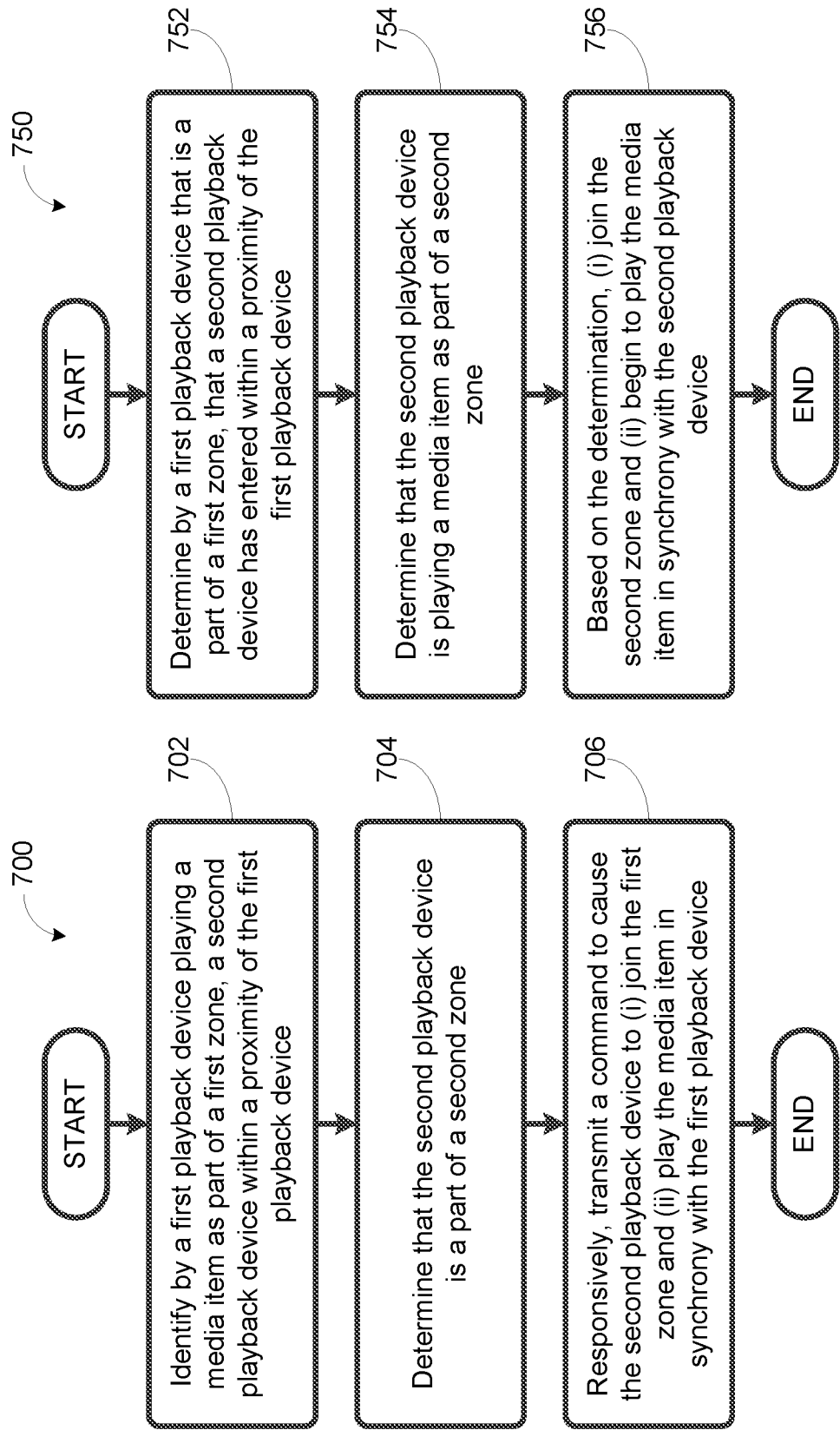


FIGURE 7A

FIGURE 7B

INTERNATIONAL SEARCH REPORT

International application No
PCT/US2016/019325

A. CLASSIFICATION OF SUBJECT MATTER
INV. H04R27/00
ADD. H04W76/04 G06F3/01

According to International Patent Classification (IPC) or to both national classification and IPC

B. FIELDS SEARCHED

Minimum documentation searched (classification system followed by classification symbols)
H04R H04W G06F

Documentation searched other than minimum documentation to the extent that such documents are included in the fields searched

Electronic data base consulted during the international search (name of data base and, where practicable, search terms used)

EPO-Internal, WPI Data

C. DOCUMENTS CONSIDERED TO BE RELEVANT

Category*	Citation of document, with indication, where appropriate, of the relevant passages	Relevant to claim No.
X	EP 2 180 727 A2 (RESEARCH IN MOTION LTD [CA]) 28 April 2010 (2010-04-28) paragraphs [0039], [0046] - [0049], [0055] - [0057]; claim 1; figures 3 - 6 -----	1,3, 5-15, 17-19
X	US 2014/323036 A1 (DALEY MICHAEL J [US] ET AL) 30 October 2014 (2014-10-30) paragraphs [0022] - [0025], [0040] - [0045], [0057], [0064]; figures 1, 4 -----	1-3, 6-15, 17-19 4,16
Y	US 2013/316686 A1 (SUBBARAMOO SHOBHA M [US] ET AL) 28 November 2013 (2013-11-28) paragraphs [0007], [0046], [0120]; figure 15 ----- -/-	4,16



Further documents are listed in the continuation of Box C.



See patent family annex.

* Special categories of cited documents :

"A" document defining the general state of the art which is not considered to be of particular relevance

"E" earlier application or patent but published on or after the international filing date

"L" document which may throw doubts on priority claim(s) or which is cited to establish the publication date of another citation or other special reason (as specified)

"O" document referring to an oral disclosure, use, exhibition or other means

"P" document published prior to the international filing date but later than the priority date claimed

"T" later document published after the international filing date or priority date and not in conflict with the application but cited to understand the principle or theory underlying the invention

"X" document of particular relevance; the claimed invention cannot be considered novel or cannot be considered to involve an inventive step when the document is taken alone

"Y" document of particular relevance; the claimed invention cannot be considered to involve an inventive step when the document is combined with one or more other such documents, such combination being obvious to a person skilled in the art

"&" document member of the same patent family

Date of the actual completion of the international search

13 May 2016

Date of mailing of the international search report

25/05/2016

Name and mailing address of the ISA/

European Patent Office, P.B. 5818 Patentlaan 2
NL - 2280 HV Rijswijk
Tel. (+31-70) 340-2040,
Fax: (+31-70) 340-3016

Authorized officer

Lörch, Dominik

INTERNATIONAL SEARCH REPORT

International application No

PCT/US2016/019325

C(Continuation). DOCUMENTS CONSIDERED TO BE RELEVANT		
Category*	Citation of document, with indication, where appropriate, of the relevant passages	Relevant to claim No.
X	US 2005/286546 A1 (BASSOLI ARIANNA [IT] ET AL) 29 December 2005 (2005-12-29) paragraphs [0008], [0011] - [0014], [0037] - [0057]; figures 1 - 3 -----	1,3,6,7, 9,11-15, 17-19
X	US 2014/270284 A1 (LUNA MICHAEL EDWARD SMITH [US]) 18 September 2014 (2014-09-18) paragraphs [0003], [0016], [0020] - [0027], [0042], [0048], [0056] - [0065]; figures 1 -7B -----	1-4,6-9, 11-19

INTERNATIONAL SEARCH REPORT

Information on patent family members

International application No

PCT/US2016/019325

Patent document cited in search report	Publication date	Patent family member(s)	Publication date
EP 2180727	A2	28-04-2010	AT 463104 T 15-04-2010
		EP 1981213 A1	15-10-2008
		EP 1981214 A1	15-10-2008
		EP 2180727 A2	28-04-2010
		EP 2393258 A2	07-12-2011
US 2014323036	A1	30-10-2014	EP 2992630 A2 09-03-2016
		US 2014323036 A1	30-10-2014
		WO 2014179155 A2	06-11-2014
US 2013316686	A1	28-11-2013	CN 104521224 A 15-04-2015
		EP 2853080 A1	01-04-2015
		JP 2015519024 A	06-07-2015
		KR 20150018824 A	24-02-2015
		US 2013316686 A1	28-11-2013
		WO 2013177013 A1	28-11-2013
US 2005286546	A1	29-12-2005	NONE
US 2014270284	A1	18-09-2014	AU 2014243765 A1 05-11-2015
		CA 2906548 A1	02-10-2014
		EP 2974296 A2	20-01-2016
		US 2014270284 A1	18-09-2014
		WO 2014160472 A2	02-10-2014