



(22) **Date de dépôt/Filing Date:** 2005/06/01

(41) **Mise à la disp. pub./Open to Public Insp.:** 2005/12/29

(45) **Date de délivrance/Issue Date:** 2020/06/23

(62) **Demande originale/Original Application:** 2 569 516

(30) **Priorité/Priority:** 2004/06/10 (US60/578,712)

(51) **Cl.Int./Int.Cl.** *H04W 28/04* (2009.01),  
*H04L 1/18* (2006.01)

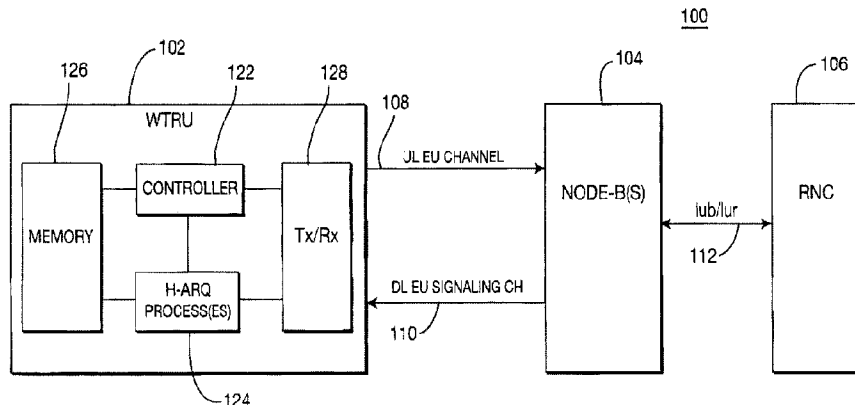
(72) **Inventeur/Inventor:**  
TERRY, STEPHEN E., US

(73) **Propriétaire/Owner:**  
INTERDIGITAL TECHNOLOGY CORPORATION, US

(74) **Agent:** RIDOUT & MAYBEE LLP

(54) **Titre : PROCÉDÉ ET APPAREIL D'AFFECTATION DYNAMIQUE DES PROCESSUS H-ARQ**

(54) **Title: METHOD AND APPARATUS FOR DYNAMICALLY ALLOCATING HYBRID-AUTOMATIC REPEAT REQUEST PROCESSES**



(57) **Abrégé/Abstract:**

A method and apparatus for dynamically allocating hybrid automatic repeat request (H-ARQ) processes (124) in a wireless transmit/receive unit (WTRU) (102) for supporting enhanced uplink (EU) (108) transmissions. The H-ARQ processes (124) in the WTRU (102) are reserved for specific transport channels (TrCHs), dedicated channel medium access control (MAC-d) flows or logical channels associated with different data transmission priority classes. The WTRU (102) allocates H-ARQ processes (124) from those reserved H-ARQ processes that are available.

## ABSTRACT

A method and apparatus for dynamically allocating hybrid automatic repeat request (H-ARQ) processes (124) in a wireless transmit/receive unit (WTRU) (102) for supporting enhanced uplink (EU) (108) transmissions. The H-ARQ processes (124) in the WTRU (102) are reserved for specific transport channels (TrCHs), dedicated channel medium access control (MAC-d) flows or logical channels associated with different data transmission priority classes. The WTRU (102) allocates H-ARQ processes (124) from those reserved H-ARQ processes that are available.

## METHOD AND APPARATUS FOR DYNAMICALLY ALLOCATING HYBRID-AUTOMATIC REPEAT REQUEST PROCESSES

[0001] This application is a divisional of Canadian patent application Serial No. 2569516 filed internationally on June 1, 2005 and entered nationally in Canada on December 4, 2006.

### [0002] FIELD OF INVENTION

[0003] The present invention is related to a hybrid-automatic repeat request (H-ARQ) operation in a wireless communication system including at least one wireless transmit/receive unit (WTRU), at least one Node-B and a radio network controller (RNC). More particularly, the present invention is a method and system for dynamically allocating H-ARQ processes in the WTRU for supporting enhanced uplink (EU) transmissions.

### [0004] BACKGROUND

[0005] An EU operation reduces uplink (UL) latency, improves throughput, and provides more efficient use of physical radio resources. During EU operation, an H-ARQ process is used to support EU transmissions between a WTRU and a Node-B including the facilitation of a feedback process for reporting successful or unsuccessful EU data transmissions.

[0006] A number of EU H-ARQ processes are defined for each WTRU, and each WTRU supports multiple instances of H-ARQ processes simultaneously. Since a feedback cycle for each EU data transmission is relatively long when compared to UL transmission time, and a different number of transmissions may be required to achieve a successful transmission for each EU transmission, a WTRU is required to operate several H-ARQ processes simultaneously to provide increased data rates and reduced latency.

[0007] For any WTRU connection, multiple logical channels exist. These logical channels have different throughput, latency, error rates, and quality of service (QoS) requirements. To satisfy these requirements, the RNC sets a priority for each logical channel known as a medium access control (MAC) logical channel priority (MLP). The MLP is mapped to a dedicated channel MAC (MAC-d) flow which is connected to the EU MAC (MAC-e), which manages the EU H-ARQ processes.

[0008] A similar design exists for high speed downlink packet access

(HSDPA) in a downlink (DL) channel. When higher priority data is required to be transmitted and all H-ARQ processes are already assigned for transmission of lower priority data, it is allowed to preempt the existing H-ARQ transmissions of lower priority with a higher priority transmission. When the preemption occurs, the lower priority data is rescheduled for an H-ARQ transmission at a later time.

[0009] A problem with H-ARQ process preemption is a loss of the benefit of combining. One important advantage of an EU H-ARQ operation is the ability to store received data from previous transmissions and to combine the previous transmissions with subsequent transmissions to increase the probability of a successful data transmission. However, when the H-ARQ processes are preempted, the stored data of the previous transmissions, and thus, the combining advantage of the H-ARQ processes is lost.

[0010] A reason for implementing H-ARQ process preemption is that the number of H-ARQ processes that can be configured in the WTRU is limited. While each H-ARQ process requires considerable memory for reception processing, the amount of memory in the WTRU is limited.

[0011] Because it is common to have a large amount of lower priority data and a small amount of higher priority data, when processing lower priority transmissions, it is necessary to avoid blocking of higher priority transmissions in order to maintain QoS requirements of the higher priority data. If lower priority data monopolizes the H-ARQ processes, it may degrade overall system performance. Moreover, since lower priority data allows greater latency, it can result in greater H-ARQ process holding time.

[0012] H-ARQ process preemption may solve the transmission prioritization problem, but at the expense of the loss of the combining benefit and, correspondingly, the less efficient use of radio resources. It is expected that the best overall performance is achieved in H-ARQ systems when a large percentage of the first and possibly second transmissions fail because a less robust modulation and coding scheme (MCS) requiring far less physical resources can be applied. In this case, when H-ARQ process preemption is employed, these initial transmissions and retransmissions will frequently have to be repeated to

achieve successful transmission, which wastes radio resources utilized for the initial preempted transmissions.

[0013]

#### SUMMARY

[0014] The present invention is a method and apparatus for dynamically allocating H-ARQ processes in the WTRU for supporting EU transmissions. The H-ARQ processes in the WTRU are reserved for specific transport channels (TrCHs), dedicated channel medium access control (MAC-d) flows or logical channels associated with different data transmission priority classes. The WTRU allocates H-ARQ processes from those reserved H-ARQ processes that are available. Optionally, a higher priority channel may be allowed to allocate an H-ARQ process reserved for lower priority channels. Lower priority H-ARQ processes may be preempted. The preemption may be restricted by urgency of data transmission, (for example, close to expiration of lifespan timer), or by RNC configuration of H-ARQ processes. Alternatively, a common pool of H-ARQ processes may be configured and an H-ARQ process may be allocated from the common pool in accordance with a priority of each channel, and lower priority H-ARQ may be preempted.

[0015] In accordance with the present invention, lower priority data may achieve maximum data rates, and higher priority transmissions may be initiated at any time without requiring the need for H-ARQ process preemption. By reserving H-ARQ processes for specific channels and allowing the WTRU to dynamically allocate these H-ARQ processes, the EU data rate and transmission latency for these channels can be better guaranteed to meet their QoS requirements.

[0015A] According to an embodiment of the present disclosure there is provided a method of dynamically allocating a plurality of hybrid-automatic repeat request (H-ARQ) processes in a wireless transmit/receive unit (WTRU), the method comprising: configuring at least one of the H-ARQ processes for use by a transport channel (TrCH), in response to radio resource control (RRC) signaling; reserving H-ARQ processes for transmissions associated with the

TrCH; and mapping transmissions of a data transmission priority class to the TrCH using the configured H-ARQ processes associated with the TrCH.

[0015B] According to another embodiment of the present disclosure there is provided a method for supporting enhanced uplink (EU) transmissions, implemented in a wireless transmit/receive unit (WTRU), the method comprising: providing a set of hybrid-automatic repeat request (H-ARQ) processes for supporting enhanced dedicated channel (E-DCH) transmission; a dedicated channel medium access control (MAC-d) flow, limiting the E-DCH H-ARQ processes used to transmit the MAC-d flow; and scheduling H-ARQ processing of MAC-d flows based on a priority associated with the MAC-d flows.

[0015C] According to another embodiment of the present disclosure there is provided a wireless transmit/receive unit (WTRU), comprising: means for configuring hybrid-automatic repeat request (H-ARQ) processes in the WTRU for a plurality dedicated channel medium access control (MAC-d) flows; means for configuring at least one of the MAC-d flows and at least one associated H-ARQ process to support the transmission of data associated with a highest data transmission priority class; and means for transmitting the data, wherein the data transmission is supported by the at least one configured H-ARQ process associated with the at least one configured MAC-d flow.

[0015D] According to another embodiment of the present disclosure there is provided a method of dynamically allocating a plurality of hybrid-automatic repeat request (H-ARQ) processes a wireless transmit/receive unit (WTRU) for supporting enhanced uplink (EU) transmissions, the method comprising: configuring the H-ARQ processes in the WTRU for a plurality of dedicated channel medium access control (MAC-d) flows; configuring at least one of the MAC-d flows and at least one associated H-ARQ process to support the transmission of data associated with a highest data transmission priority class; and transmitting, by the WTRU, the data, wherein the data transmission is supported by the at least one configured H-ARQ process associated with the at least one configured MAC-d flow.

[0015E] According to another embodiment of the present disclosure there is provided a method of dynamically allocating a plurality of hybrid-automatic repeat request (H-ARQ) processes in a wireless/transmit/receive unit (WTRU), the method comprising: configuring the H-ARQ processes in the WTRU for a plurality of logical channels; and configuring at least one of the logical channels and at least one associated H-ARQ process to support the transmission of data associated with a highest data transmission priority class.

[0015F] According to another embodiment of the present disclosure there is provided a method of dynamically allocating a plurality of hybrid-automatic repeat request (H-ARQ) processes in a wireless transmit/receive unit (WTRU), the method comprising: configuring the H-ARQ processes in the WTRU for a plurality of priority classes such that a predetermined number of H-ARQ processes are reserved for each priority class; selecting data having a highest priority for transmission; determining whether there is an available H-ARQ process in a priority class of the selected data; and allocating an H-ARQ process within the reserved H-ARQ processes for the priority class of the selected data.

[0015G] According to another embodiment of the present disclosure there is provided a wireless transmit/receive unit (WTRU) comprising: means for providing a set of hybrid-automatic repeat request (H-ARQ) processes for supporting enhanced dedicated channel (E-DCH) transmission; a medium access control for dedicated channel (MAC-d) flow, means for limiting the E-DCH H-ARQ processes used to transmit the MAC-d flow; and means for scheduling H-ARQ processing of MAC-d flows based on a priority associated with the MAC-d flows.

#### [0016] BRIEF DESCRIPTION OF THE DRAWINGS

[0017] A more detailed understanding of the invention may be had from the following description of a preferred embodiment, given by way of example and to be understood in conjunction with the accompanying drawing wherein:

[0018] Figure 1 is a block diagram of a wireless communication system in

accordance with the present invention;

[0019] Figure 2 is a flow diagram of a process for allocating H-ARQ processes of the system of Figure 1 in accordance with a first embodiment of the present invention;

[0020] Figure 3 is a flow diagram of a process for allocating H-ARQ processes of the system of Figure 1 in accordance with a second embodiment of the present invention; and

[0021] Figure 4 is a flow diagram of a process for allocating H-ARQ processes of the system of Figure 1 in accordance with a third embodiment of the present invention.

#### [0022] DETAILED DESCRIPTION OF THE PREFERRED EMBODIMENTS

[0023] Hereafter, the terminology "WTRU" includes but is not limited to a user equipment (UE), a mobile station, a fixed or mobile subscriber unit, a pager, or any other type of device capable of operating in a wireless environment. When referred to hereafter, the terminology "Node-B" includes but is not limited to a base station, a site controller, an access point or any other type of interfacing device in a wireless environment.

[0024] The features of the present invention may be incorporated into an integrated circuit (IC) or be configured in a circuit comprising a multitude of interconnecting components.

[0025] Figure 1 is a block diagram of a wireless communication system 100 operating in accordance with the present invention. The system 100 includes at least one WTRU 102, at least one Node-B 104 and an RNC 106. The RNC 106 controls overall EU operation via an Iub/Iur 112 by configuring EU parameters for the Node-B 104 and the WTRU 102, such as configuration of H-ARQ processes 124 in the WTRU 102, initial transmit power level, maximum allowed EU transmit power or available physical resources. An UL EU channel 108 is established between the WTRU 102 and the Node-B 104 for facilitating EU transmissions. The UL EU channel 108 includes an enhanced dedicated channel (E-DCH) for transmission of E-DCH data and may also include a separate UL EU



signaling channel. The UL EU signaling may also be transmitted via the E-DCH.

[0026] The WTRU 102 includes a controller 122, a plurality of H-ARQ processes 124, a memory 126 and a transmitter/receiver 128. The controller 122 controls overall procedures of H-ARQ assignment and E-DCH transmissions. Furthermore, the controller 122 keeps track of the status of each transmission associated with an H-ARQ process. The memory 126 stores E-DCH data for transmission. The H-ARQ processes 124 and the memory 126 may be partitioned to support a plurality of priority classes which will be explained in further detail hereinafter.

[0027] For E-DCH transmissions, the WTRU 102 sends a channel allocation request to the Node-B 104 via the UL EU channel 108. In response, the Node-B 104 sends channel allocation information to the WTRU 102 via a DL EU signaling channel 110. After EU physical resources are allocated for the WTRU 102, the WTRU 102 transmits E-DCH data via the UL EU channel 108. In response to the E-DCH transmissions, the Node-B sends an acknowledge (ACK) or non-acknowledge (NACK) message for H-ARQ operation via the DL EU signaling channel 110.

[0028] The memory requirement for H-ARQ operation is primarily a problem for the receiver. For HSDPA, the number of H-ARQ processes and the memory reserved for each H-ARQ process is minimized. For EU, the memory requirement in the WTRU is not as restricted as is the case for HSDPA. It is a maximum data rate that limits the minimization of the H-ARQ processes and the memory requirements. For each "stop and wait" H-ARQ process transmission, there is a cycle of generating the transmission and waiting for and processing feedback for that transmission. In order to have the ability for continuous transmission, several H-ARQ processes are required to operate in sequence.

[0029] Since the memory requirement of the WTRU 102 is not as much of a concern in EU, the number of H-ARQ processes 124 and the memory 126 reserved for each priority class may exceed the number of H-ARQ processes required to achieve particular data rates for each priority class. The WTRU 102 can be configured for more H-ARQ processes than that can be used at one time.

In accordance with one embodiment, the H-ARQ processes are reserved for specific TrCHs, MAC-d flows or logical channels which can be dynamically allocated by the WTRU 102 at any time so that preemption of an already assigned H-ARQ process and the corresponding loss of the combining benefit can be avoided.

[0030] The H-ARQ operation may be either synchronous or asynchronous between the WTRU 102 and the Node-B 104. In an asynchronous H-ARQ operation, the mechanism for selecting H-ARQ processes at the WTRU 102 are not known to the Node-B 104, therefore, the H-ARQ process should be identified in each transmission. In a synchronous H-ARQ operation, the mechanism for selecting H-ARQ processes at the WTRU 102 are predetermined and known to the Node-B 104. The Node-B 104 may identify the H-ARQ process used at the WTRU 102 based on the predetermined transmission schedule. Each E-DCH transmission includes a new data indicator (NDI) indicating that the transmission is either a "new transmission" or a "retransmission." The initial value of the NDI indicates that the transmission is a "new transmission." A retransmission sequence number of each H-ARQ transmission provides similar information. In a synchronous H-ARQ operation, the Node-B 104 can determine which H-ARQ process was used at the WTRU 102 and what transmissions should be combined with what previous transmissions based on when the transmission is sent.

[0031] Figure 2 is a flow diagram of a process 200 for allocating H-ARQ processes 124 in the WTRU 102 in accordance with a first embodiment of the present invention. The RNC 106 configures the WTRU 102, such as the number of H-ARQ processes 124 and/or memory partitioning associated with each logical channel, MAC-d flow, transport channel (TrCH) or data priority class are configured (step 202). This is preferably performed through layer-3 radio resource control (RRC) signaling procedures.

[0032] For each transmit time interval (TTI), at step 204, the WTRU 102 may dynamically allocate an H-ARQ process associated with the TrCH, MAC-d flow or logical channel being serviced. The WTRU 102 determines whether

physical resources have been allocated by the Node-B 104 (step 206). If physical resources have not been allocated, the process 200 returns to step 204 to wait for the next TTI. If physical resources have been allocated, the WTRU 102 selects data in the highest priority class to transmit in the current TTI (step 208). The WTRU 102 determines what data to transmit using a selected H-ARQ process 124, preferably based on absolute priority. In such case, the data in the highest priority takes precedence over data in a lower priority class each time a new H-ARQ process is assigned.

[0033] If there is no data waiting for transmission, the process 200 returns to step 204 to wait for the next TTI. If there is data to be transmitted and data in the highest priority class is selected in step 208, the WTRU 102 determines whether an H-ARQ process 124 has already been assigned to other data having an "unsuccessful transmission" status (step 210). If an H-ARQ process 124 has been allocated to other data that has not been successfully transmitted, (i.e., feedback information including a NACK message has been received), and is not waiting for data feedback information, the earliest assigned H-ARQ process associated with this priority class is selected at step 212 and the H-ARQ process is transmitted in the current TTI (step 214). The earliest assigned H-ARQ process may be determined by either the lowest transmission sequence number (TSN) or the highest number of retransmissions compared to other H-ARQ processes assigned in the same priority data.

[0034] If there is currently no H-ARQ process assigned to other data having an "unsuccessful transmission" status, the WTRU 102 determines whether there is an H-ARQ process associated with the TrCH, MAC-d flow or logical channel, available for supporting the transmission of data in this priority class (step 216). If there is an available H-ARQ process, the WTRU 102 allocates one of the reserved H-ARQ processes 124 associated with the priority class of the selected data (step 218). The priority class may be mapped to configured H-ARQ processes associated with at least one of a logical channel, a MAC-d flow and a TrCH. If there is no available H-ARQ process for the TrCH, MAC-d flow or logical channel of the selected data, the priority class is marked as being blocked

for the current TTI (step 220). The process 200 then returns to step 208 to select the next highest priority data. The H-ARQ processes associated with the TrCHs, MAC-d flows or logical channels supporting lower priority classes wait for a TTI where physical resources are allocated and all outstanding ready-to-transmit higher priority H-ARQ processes have been serviced.

[0035] It is required to limit the number of H-ARQ processes required to achieve maximum data rates for each logical channel, MAC-d flow or TrCH. The RNC 106 can limit the maximum number of H-ARQ processes reserved for at least one of a logical channel, a MAC-d flow and a TrCH. This effectively limits the maximum data rate of each logical channel, MAC-d flow or TrCH, when lower priority H-ARQ processes are already assigned. High priority data may have a limited number of H-ARQ processes that limits the maximum data rate, but still provides for low transmission latency. For example, signaling radio bearers (SRBs) require low latency, but not high data rates of traffic channels. The SRB TrCH, MAC-d flow, or logical channel may then be configured by the RNC with RRC procedures for a higher priority and one or more H-ARQ processes dedicated for this channel.

[0036] Figure 3 is a flow diagram of a process 300 for allocating H-ARQ processes in the WTRU 102 in accordance with a second embodiment of the present invention. The RNC 106 configures the WTRU 102. For example, the number of H-ARQ processes and/or memory partitioning associated with each logical channel, MAC-d flow, TrCH or data priority class is configured (step 302). This is preferably performed through RRC procedures.

[0037] For each TTI at step 304, the WTRU 102 dynamically allocates H-ARQ processes. The WTRU 102 determines whether physical resources have been allocated by the Node-B 104 (step 306). If physical resources have not been allocated, the process 300 returns to step 304 to wait for the next TTI. If physical resources have been allocated, the WTRU 102 determines the highest priority data to transmit in the current TTI (step 308) each time a new H-ARQ process is assigned.

[0038] If there is no data waiting for transmission, the process 300 returns

to step 304 for the next TTI. If there is data to be transmitted, the WTRU 102 determines whether an H-ARQ process has already been assigned to other highest priority data having an "unsuccessful transmission" status (step 310). If an H-ARQ process has been allocated to other highest priority active data that has not been successfully transmitted, (i.e., status of NACK feedback received) and is not waiting for data feedback information, the earliest assigned H-ARQ process associated with the priority class is selected at step 312 and the H-ARQ process is transmitted in the current TTI (step 314).

[0039] If there are no currently assigned H-ARQ processes for the highest priority data, the WTRU 102 determines whether there is an H-ARQ process available associated with a TrCH, MAC-d flow or logical channel for this priority class (step 316). If there is an available H-ARQ process for the priority class of the selected data, the WTRU 102 allocates one of the reserved H-ARQ processes for this priority class (step 318), and the H-ARQ process is transmitted at step 314.

[0040] If there are no available H-ARQ processes for the priority class of the selected data, the WTRU 102 determines whether there are available H-ARQ processes for lower priority class (step 320). If there are available H-ARQ processes associated with a lower priority class, the process 300 branches to step 318 to allocate the H-ARQ process associated with the lower priority class, and the allocated H-ARQ process is transmitted (step 314). If, at step 320, it is determined that there are no available H-ARQ processes associated with a lower priority class, this priority class is blocked for the current TTI (step 322), and the process 300 returns to step 308 to select the next highest priority data.

[0041] Optionally, the H-ARQ processes allocated for lower priority classes may be preempted if there is no available H-ARQ process associated with a lower priority class. The RNC 106 configures the number of H-ARQ processes reserved for each priority class. If a large number of H-ARQ processes are reserved for higher priority data, there would be less preemption. If fewer H-ARQ processes are reserved for higher priority data, then there would be more preemption.

[0042] Figure 4 is a flow diagram of a process 400 for allocating H-ARQ

processes of the WTRU 102 in accordance with a third embodiment of the present invention. The RNC 106 configures a common pool of H-ARQ processes, the number of which exceeds the maximum number of H-ARQ processes that can be used at any time by the WTRU 102 (step 402).

[0043] For each TTI at step 404, the WTRU 102 dynamically allocates H-ARQ processes. The WTRU 102 determines whether physical resources have been allocated by the Node-B 104 (step 406). If physical resources have not been allocated, the process 400 returns to step 404 to wait for the next TTI. If physical resources have been allocated, the WTRU 102 selects data in the highest priority class to transmit in the current TTI (step 408).

[0044] If there is no data waiting for transmission, the process 400 returns to step 404 to wait for the next TTI. If there is data to be transmitted and the highest priority data is selected, the WTRU 102 determines whether an H-ARQ process has already been assigned to other highest priority data having an "unsuccessful transmission" status (step 410). If an H-ARQ process has been allocated to other highest priority active data that has not been successfully transmitted, (i.e., status of NACK feedback received), and is not waiting for data feedback information, the earliest assigned H-ARQ process associated with the priority class is selected at step 412 and the H-ARQ process is transmitted in the current TTI (step 414).

[0045] If there are no currently assigned H-ARQ processes for other highest priority data, the WTRU 102 determines whether there is an available H-ARQ process (step 416). If there is an available H-ARQ process, the WTRU 102 allocates the available H-ARQ process (step 418), and the allocated H-ARQ process is transmitted at step 414.

[0046] If, at step 416, it is determined that there is no available H-ARQ process, the WTRU 102 determines whether there is an H-ARQ process already allocated for a lower priority class data (step 420). If there is an H-ARQ process already allocated for a lower priority class data, the H-ARQ process allocated for the lowest priority class data is preempted (step 422). The preempted H-ARQ process is allocated for the selected data and the allocated H-ARQ process is

transmitted (steps 418, 414). If there is no H-ARQ process already allocated for a lower priority class data, this priority class is blocked for the current TTI (step 424), and the process 400 returns to step 408 to select the next highest priority data.

[0047] Although the features and elements of the present invention are described in the preferred embodiments in particular combinations, each feature or element can be used alone without the other features and elements of the preferred embodiments or in various combinations with or without other features and elements of the present invention.

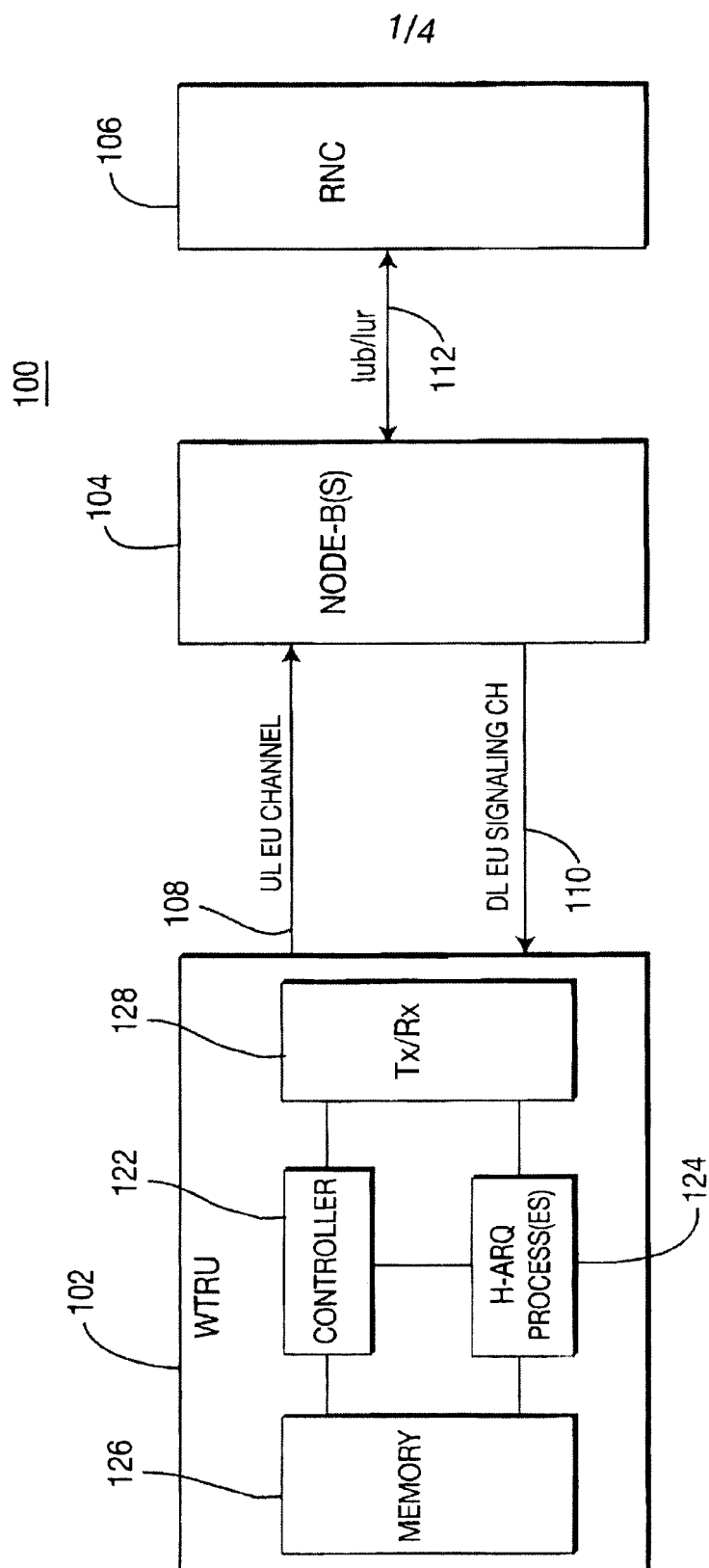
\* \* \*

## CLAIMS

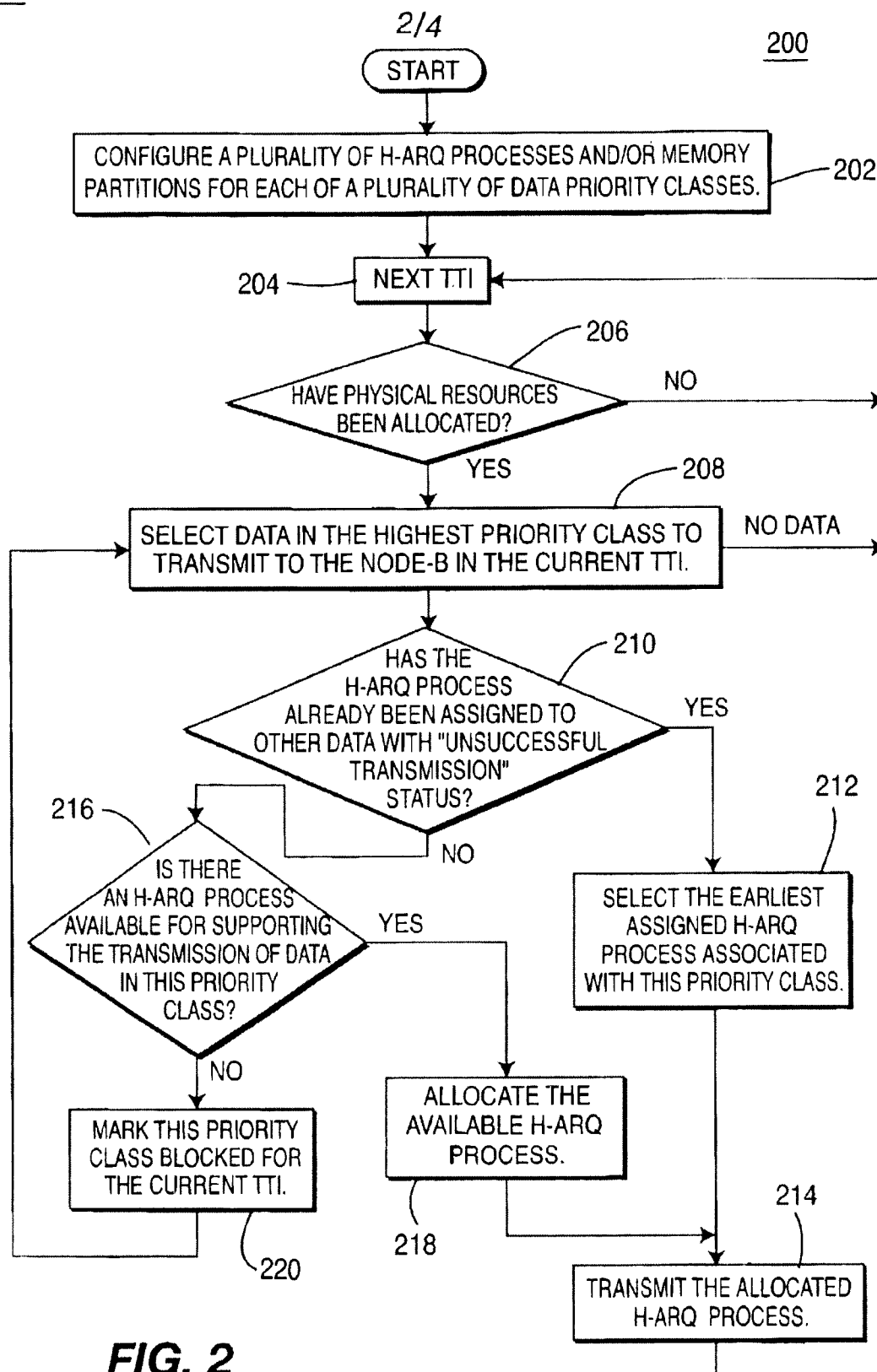
1. A method for supporting enhanced uplink (EU) transmissions implemented by a wireless transmit/receive unit (WTRU), the method comprising:
  - providing hybrid automatic repeat request (H-ARQ) processes for supporting transmission over an EU channel;
  - receiving configuration information, wherein the configuration information indicates which H-ARQ processes are associated with a particular dedicated channel medium access control (MAC-d) flow, wherein the association indicates that data from the particular MAC-d flow is allowed to be transmitted using an associated H-ARQ process;
  - for a transmission time interval (TTI), providing data from the MAC-d flow for transmission using a first H-ARQ process, on a condition that the first H-ARQ process is from one of the associated H-ARQ processes; and
  - transmitting data from the MAC-d flow over the EU channel using the first H-ARQ process.
2. The method of claim 1 wherein configuration information is received for each MAC-d flow configured for the WTRU.
3. The method of claim 1 wherein the configuration information is received via radio resource control (RRC) signaling.
4. The method of claim 1 wherein the configuration information is received from a radio network controller (RNC).
5. The method of claim 1 wherein the configuration information limits the H-ARQ processes associated with a MAC-d flow.
6. The method of claim 1 wherein H-ARQ operation is synchronous between the WTRU and a Node-B.



7. A wireless transmit/receive unit (WTRU) comprising:
  - means for providing hybrid automatic repeat request (H-ARQ) processes for supporting transmission over an enhanced uplink (EU) channel;
  - means for receiving configuration information, wherein the configuration information indicates which H-ARQ processes are associated with a particular dedicated channel medium access control (MAC-d) flow, wherein the association indicates that data from the particular MAC-d flow is allowed to be transmitted using an associated H-ARQ process;
  - means for providing, for a transmission time interval (TTI), data from the MAC-d flow for transmission using a first H-ARQ process, on a condition that the first H-ARQ process is from one of the associated H-ARQ processes; and
  - means for transmitting data from the MAC-d flow over the EU channel using the first H-ARQ process.
8. The WTRU of claim 7 wherein configuration information is received for each MAC-d flow configured for the WTRU.
9. The WTRU of claim 7 wherein the configuration information is received via radio resource control (RRC) signaling.
10. The WTRU of claim 7 wherein the configuration information is received from a radio network controller (RNC).
11. The WTRU of claim 7 wherein the configuration information limits the H-ARQ processes associated with a MAC-d flow.
12. The WTRU of claim 7 wherein H-ARQ operation is synchronous between the WTRU and a Node-B.

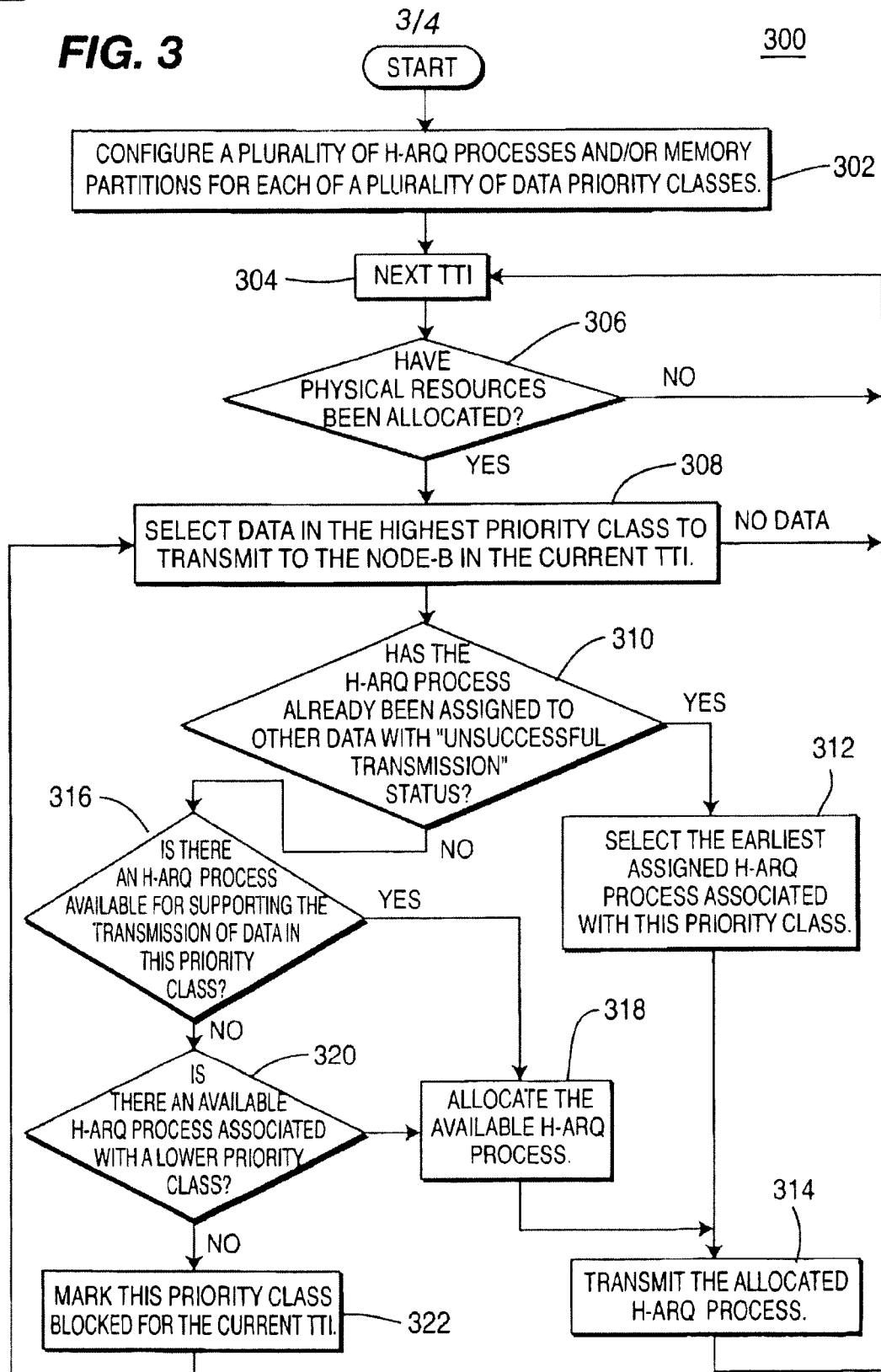


**FIG. 1**



**FIG. 2**

**FIG. 3**



**FIG. 4**

4/4

400

