

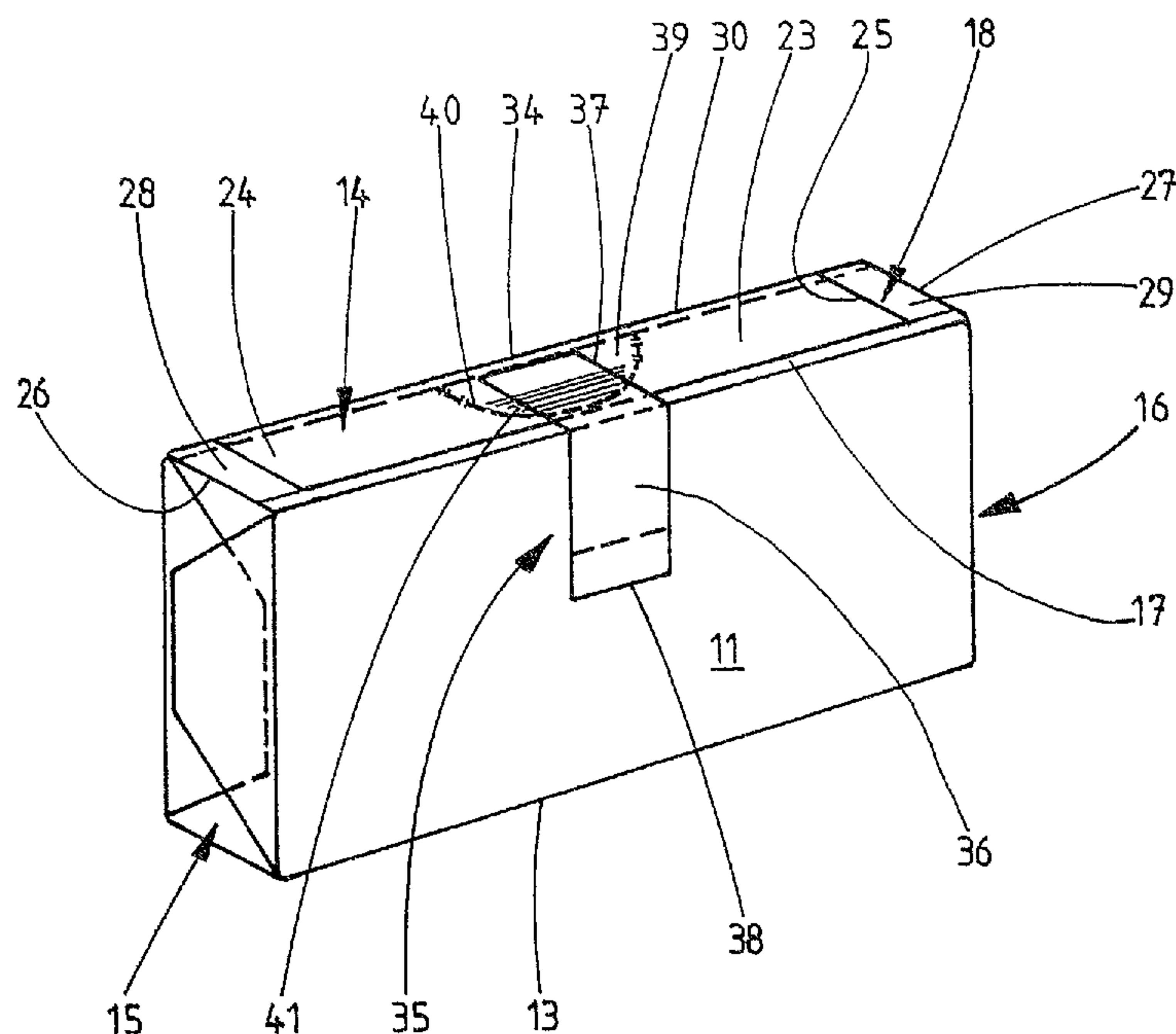
(11) (21) (C) **2,018,224**
(22) 1990/06/04
(43) 1990/12/05
(45) 2000/09/26

(72) Focke, Heinz, DE
(72) Wach, Jürgen, DE
(73) Focke & Co. (G.m.b.H. & Co.), DE

(51) Int.Cl.⁵ B65D 75/18, B65D 65/28
(30) 1989/06/05 (P 39 18 325.4) DE

(54) **CONDITIONNEMENT SOUPLE EN PARTICULIER DE
MOUCHOIRS EN PAPIER**

(54) **SOFT PACK, ESPECIALLY PAPER TISSUE PACK**



(57) 1. Soft pack, especially paper tissue pack. 2.1. Stacks of folded paper tissues are usually wrapped with a thin foil, thus forming a soft pack. Lately these packs are provided with a reclosable opening aid. This opening aid can be arranged in the region of a narrow longitudinal face of the pack, with an outer folding flap (18) at the same time serving as closing flap (23). 2.2. In order to facilitate handling and to ensure a higher stability of the pack, the opening aid is designed such that only a portion of the outer folding flap (18) is formed as a closing flap (23), while the inner continuous folding flap (17) remains in the original pack position even when the pack is opened. The ends of the folding flap (17) are anchored to marginal side cross-strips (28, 29) of the outer folding flap (18). 2.3. A recess (29) arranged preferably central in the region of the inner folding flap (17) and being open towards the free edge expediently enlarges the extraction opening (30) for the paper tissues.



2018224

A b s t r a c t :
(referring to fig. 1)

1. Soft pack, especially paper tissue pack.
 - 2.1. Stacks of folded paper tissues are usually enwrapped with a thin foil, thus forming a soft pack. Lately these packs are provided with a reclosable opening aid. This opening aid can be arranged in the region of a narrow longitudinal face of the pack, with an outer folding flap (18) at the same time serving as closing flap (23).
 - 2.2. In order to facilitate handling and to ensure a higher stability of the pack, the opening aid is designed such that only a portion of the outer folding flap (18) is formed as a closing flap (23), while the inner continuous folding flap (17) remains in the original pack position even when the pack is opened. The ends of the folding flap (17) are anchored to marginal side cross-strips (28, 29) of the outer folding flap (18).
 - 2.3. A recess (29) arranged preferably central in the region of the inner folding flap (17) and being open towards the free edge expediently enlarges the extraction opening (30) for the paper tissues.

Soft pack, especially paper tissue pack

D e s c r i p t i o n :

1 The invention relates to a soft pack, especially a paper
tissue pack, consisting of a wrapping surrounding the pack
content made of plastics foil or the like, by means of
which the front wall, rear wall, side walls, end wall and
5 bottom wall are formed, with a reclosable opening aid being
formed in the region of a narrow pack face, preferably in
the region of an elongated side wall, said opening aid con-
sisting of two folding flaps (partially) overlapping one
another in closing position, the outer folding flap of
10 which forming a closing flap for an extraction opening and
having an adhesive tape or adhesive label, a portion of
which being releasably connected to an adjoining pack face
(front wall).

1 Stacks of folded paper tissues are generally enwrapped with thin plastics foil. Lately such paper tissue packs are provided with a reclosable opening aid.

5 FR-A 2 334 584 shows and describes different embodiments of such paper tissue packs. One of these known packs is formed such that the opening aid is disposed in the region of one of the two elongated narrow side walls. Because the wrapping surrounding the tissues is folded in a tubular
10 manner, this side wall consists of two folding flaps overlapping one another. Both of these folding flaps have a transversely oriented severance cut at their ends adjacent to the end wall and the bottom wall, which extends across the full width of the side wall. Both folding flaps
15 therefore serve as closing flaps.

In the region of the closing flaps formed by the two folding flaps, these folding flaps are joined to one another with an easily releasable seal. For this purpose, at least
20 one side of the folding flaps to be joined is provided with a coating which guarantees an easily openable sealing or welding of the two closing flaps.

An adhesive tape serves for opening and reclosing the pack.
25 One portion of this adhesive tape is connected to the outer closing flap and another portion is releasably connected to the adjoining front wall of the pack. The latter end of the adhesive strip is provided with an adhesive-free grip tab.

30 The invention is based on the object to improve packs of the aforementioned type, especially with respect to the handling of the pack as regards easier extraction of the tissues while maintaining or rather improving the dimensional stability of the pack.

35 In order to attain this object, the soft pack according to the invention is characterized in that only the outer folding flap is serving as a closing flap which is extending

1 across a (center) portion of the (outer) folding flap and
which is limited from lateral portions (side cross-strips)
of said folding flap by severance cuts which are extended
as perforation lines in the region of the pack wall (rear
5 wall) joined to the outer folding flap.

The formation of the reclosable opening aid as taught by
the invention ensures a facilitated handling of the pack,
since only one closing flap has to be operated to get to
10 the pack content. Because of the extension or continuation
of the closing flap into the region of an adjoining pack
wall (rear wall), a portion of the side faces of the tissue
pack is also uncovered when the pack is open, so that the
foremost tissue can be comfortably grasped with two
15 fingers. The process of opening and reclosing the pack is
facilitated as well, because only one closing flap - with
the aid of the adhesive tape affixed to the closing flap -
has to be operated for each process.

20 The opening aid is preferably arranged in the region of an
elongated side wall of the pack. According to the in-
vention, the closing flap is smaller in length than the
outer folding flap, out of which the closing flap is formed
by means of two spaced out severance cuts or perforation
25 lines. The remnant cross-strips or side cross-strips remain-
ing at the ends of the outer folding flaps - adjacent to
the end or bottom wall - are tightly joined to end portions
of the inner folding flap, especially by sealing the foil.
This ensures a box-shaped and consequently very stable
30 formation in the area of the end and bottom face next to
the extraction opening.

A further independent feature of the invention is that for
enlarging the extraction opening, the inner folding flap is
35 provided with a recess open towards the free edge and there-
with towards the extraction opening, especially with curved
limitation. Thus, a larger extraction opening is exposed
when the closing flap is opened.

1

The recess is formed by a foil piece being removed, i.e. torn away, said foil piece being joined to the inner face of the closing flap and being torn out of the recess on the first opening of the closing flap.

5

The soft pack according to the invention can be mass produced with conventional machines. The specific construction guarantees an increased stability, so that even very thin foil can be used. The opening aid is designed for easy and trouble-free handling.

10

Details of an embodiment of the invention are described below with reference to the drawings which show:

15

Fig. 1 a perspective view of a pack for holding a stack of folded paper tissues with closed flap,

Fig. 2 a section of a web of material for forming blanks for packs as shown in fig. 1,

20

Fig. 3 a perspective view of a pack similar to fig. 1 with opened flap.

25

The pack shown in figs. 1 and 3 serves for holding a stack of folded paper tissues 43. The pack content is enwrapped by a rectangular blank 10 (fig. 2) made of thin plastics foil. The wrapping is closed all round and forms a front wall 11, an oppositely situated rear wall 12, elongated narrow side walls 13 and 14 and a small end wall 15 and opposite a bottom wall 16.

30

The pack is formed in the known way by folding the blank in a U-shaped manner around the cuboidal pack content such that folding flaps 17, 18 nearly completely overlap one another (socalled tubular folding) for forming the side wall pointing upwards in fig. 1. The folding flaps 17, 18 are joined to one another in a suitable way.

35

1
End wall 15 and bottom wall 16 are formed by folding flaps
projecting from the pack content, namely by end flaps 19
and end side flaps 20 and bottom flaps 21 and bottom side
5 flaps 22, respectively. The aforesaid folding flaps are
folded envelope-like against the pack content, such that
the end flaps 19 and the bottom flaps 21 take on a trape-
zoidal shape (figs. 1 and 3).

10 The pack is provided with a reclosable opening aid which in
the present embodiment is in the region of the narrow
elongated side wall 14. The folding flaps 17 and 18 of said
side wall 14 take part in forming the opening aid.

15 The outer folding flap 18 - which is overlapping and thus
resting on the inner folding flap 17 - forms a closing flap
23. For this purpose, the folding flap 18 which is nearly
extending across the full width of the side wall 14 is pro-
vided with transverse severance cuts 24, 25 near the ends,
20 i.e. adjacent to the end wall 15 and the bottom wall 16.
Said cuts extend at a distance from transverse edges 26, 27
between side wall 14 on the one hand and end wall 15 and
bottom wall 16 on the other. Thus, side cross-strips 28, 29
being part of the folding flap 18 are formed adjacent to
25 end and bottom wall.

In order to open the pack, the closing flap 23 can be lift-
ed as a part of the folding flap 18 into an upright po-
sition (fig. 3) or back against the rear wall 12. Herewith,
30 an extraction opening 30 is exposed which essentially ex-
tends next to a free edge of the inner folding flap 17. A
foremost or upper tissue 43 can be extracted at a time via
this extraction opening.

35 Fig. 2 reveals that means are provided for enlarging the ex-
traction opening 30. For this reason, the closing flap 23
formed by the folding flap 18 is extended into the region
of the rear wall 12, i.e. said closing flap is provided

1 with a flap extension 31. This flap extension is limited by lateral punch or perforation lines 32, 33 in the rear wall 12. These perforation lines 32, 33 extend the severance cuts 24, 25 across a longitudinal edge 34.

5 When the pack is opened by lifting the closing flap 18 and by severing the perforation lines 32, 33, an extraction opening 30 is formed extending into a portion of the rear wall 12, which ensures an easy extraction of the paper tissues 43.

10 The side cross-strips 28, 29 of the outer folding flaps 18 are tightly sealed or glued to the upper face of the inner folding flap 17. In this region there is a durable connection between the marginal side cross-strips 28, 29 and the inner folding flap 17, in this case by sealing strips 44.

15 In the region of the closing flap 23, there is a releasable connection - before the pack is put into use - with the inner folding flap 17 which ensure that the closing flap 23 can be lifted in order to open the pack. For this purpose, the upper face of the inner folding flap 17 is provided with a coating (lacquer or print coating) by means of which the folding flaps 17 and 18 can be connected by thermal sealing such that the connection is of low durability and can thus be removed by pulling off the outer folding flap 18.

20 An adhesive tape 35 is assigned to the closing flap 23 for opening and reclosing the pack. This tape is connected - in closing position - to the front wall 11 with a leg 36 in closing position and to the side wall 14 or the outer face of the closing flap 23 with a second leg 37. Leg 36 is provided with an adhesive-free grip end 38 for grasping the adhesive tape 35.

25 When opening the pack, the adhesive strip 35 is grasped at the grip end 38. The leg 36 is pulled off the front wall

1 11. Further upward movement releases the closing flap from
the inner folding flap 17, the connection of the adhesive
tape 35 with the closing flap 23 being maintained. Finally
the closing flap 23 is pulled into complete opening
5 position, herewith severing the perforation lines 32, 33.
For reclosing the pack the steps are performed in reverse
order.

10 In order to improve or enlarge the extraction opening 30, a
recess 39 is formed in the shown embodiments in the inner
folding flap 17 which is open towards the free edge of the
folding flap 17 and therewith towards the extraction open-
ing 30. The recess 39 extends in a center region of the
15 folding flap 17, so that edges pointing up or to the side
of a number of paper tissues 43 are exposed, thus facili-
tating the grasping of a tissue for extraction.

20 In the embodiment of fig. 1 and fig. 2, the recess 39 is
formed by a curved, specifically semicircular perforation
40 in the region of the folding flap 17. It is limited by a
foil piece 41 which is severed out of the connection with
the folding flap 17 on the first opening of the pack. For
this purpose, said foil piece 41 is tightly connected to
25 the bottom face of the closing flap 23, particularly by
thermal sealing. Expediently, the coating preventing a
tight seal and being disposed at the top face of the fold-
ing flap 17 in the region of the closing flap 23 is not
applied in the region of the foil piece 41, so that this
30 coating-free piece can be sealed directly and tightly with
the closing flap 23. When the pack is opened via the ad-
hesive tape 35, the foil piece 41 is severed out of the
folding flap 17 when the folding flap 18 is lifted, thus
forming the recess 39.

35 The designs of the recess 39 and the foil piece 41 of the
embodiment as shown in fig. 3 are different to those of the
embodiment as shown in figs. 1 and 2. Firstly, the recess
39 and therewith the foil piece 41 extend up into the

1 region of the longitudinal edge 34 facing the front wall
11. This provides an access to the paper tissues 43 across
the full height or width of the side wall 14. Furthermore,
the perforation 40 for delimiting the foil piece 41 is form-
5 ed approximately like the end segment of an ellipse, i.e.
slightly curved with a rounded part 46 at the free end, so
that the foil piece 41 and correspondingly the recess 39
have a tongue-like shape.

10 Moreover, the seal for fixing the foil piece 41 on the fold-
ing flap 18 is in the form of a sealing strip 45, in
analogy to the sealing strips 44 for attaching the side
cross-strips 28, 29.

15 The perforation 40 for limiting the foil piece 41 is formed
such that in a center region there is a continuous se-
verance cut 42 from which extend end portions formed as per-
forations.

20 The opening aid formed this way can alternatively also be
arranged in the region of the end face 15 if the form of
the folding flaps is appropriately altered to suit such a
design.

25

30

35

What is claimed is:

1. A soft pack, especially a paper tissue pack, consisting of a wrapping surrounding the pack content made of plastics foil or the like, by means of which the front wall, rear wall, side wall, end wall and bottom wall are formed, with a reclosable opening aid being formed in the region of a narrow pack face, preferably in the region of an elongated side wall, said opening aid consisting of two folding flaps overlapping one another in closing position, the outer folding flap of which forming a closing flap for an extraction opening and having an adhesive tape or adhesive label, a portion of which being connected to the outer folding flap and another portion of which being releasably connected to the adjoining front wall, wherein only the outer folding flap (18) is serving as a closing flap (23) which is extending across a center portion of the outer folding flap (18) and which is separated from lateral portions of said outer folding flap (18) by severance cuts (24, 25) which are extended as perforation lines (32, 33) in the region of the rear wall (12) joined to the outer folding flap (18).
2. The pack according to claim 1, wherein said inner folding flap (17) has a recess (39) forming an extension of the extraction opening in the region covered by said closing flap (23).
3. The pack according to claim 2, wherein said recess (39) is formed in said inner folding flap (17) by an especially curved perforation (40) which is limiting a foil piece (41) of said inner folding flap (17), said foil piece (41) being tightly joined to the inner face of said closing flap (23) by thermal sealing or glueing.
4. The pack according to claim 3, wherein the outer face of said inner folding flap (17) is provided with a coating in the region of the closing flap (23), except in the area of the recess (39), which ensures an easily releasable thermal welding or sealing and wherein on the other hand

- 10 -

lateral portions and the foil piece (41) are free of this coating.

5. The pack according to any one of claims 1 to 4, wherein, at the end portions, adjacent to the end wall (15) and the bottom wall (16), the inner folding flap (17) being free of cut and perforation lines is tightly anchored by being joined to side cross-strips (28, 29) of said outer folding flap (18) beyond the region of said closing flap (23).

6. The pack according to claim 5, wherein the inner folding flap is sealed or glued to the side cross-strips of the outer folding flap.

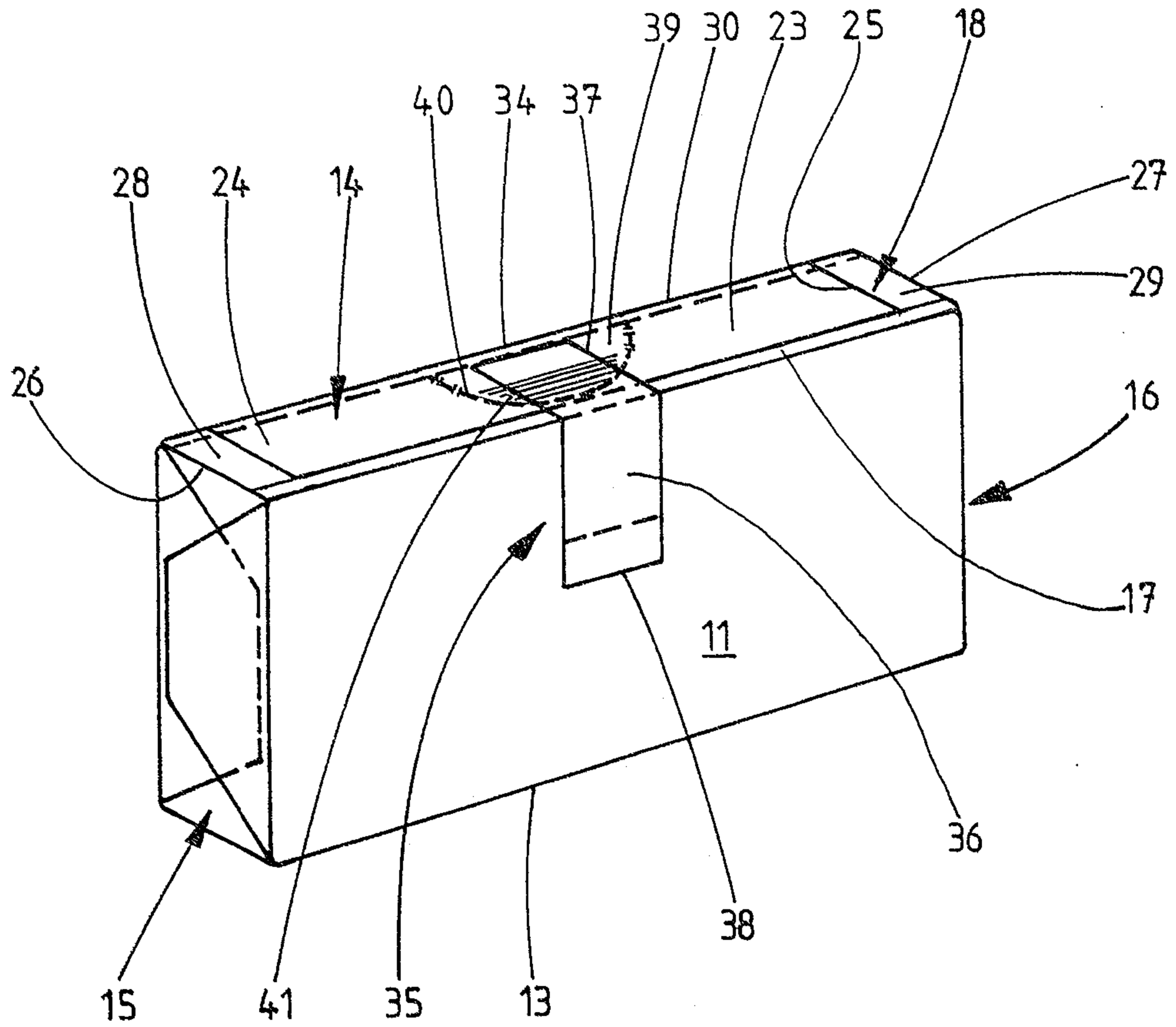


Fig. 1

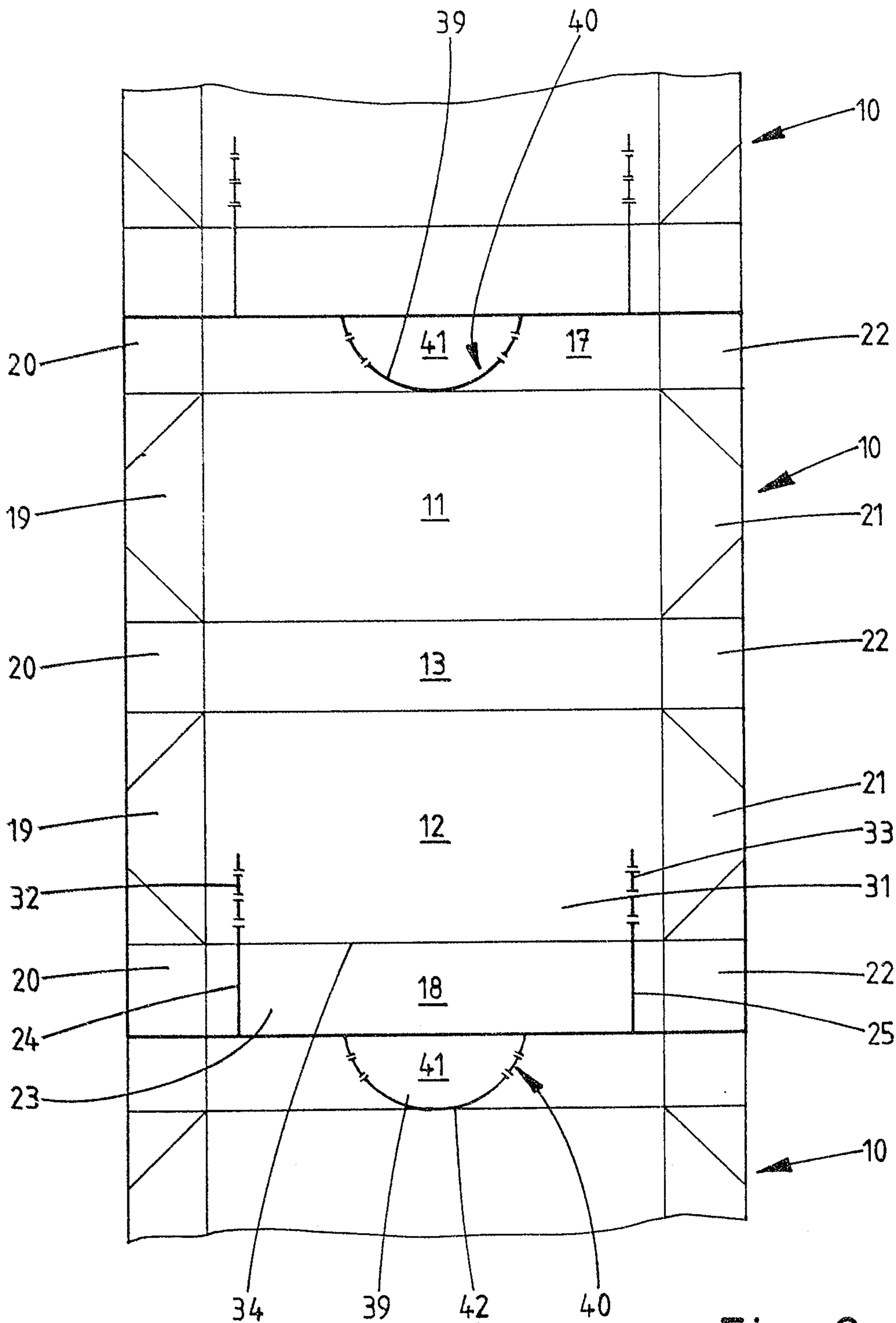


Fig. 2

Widout & Mayber
PATENT AGENTS

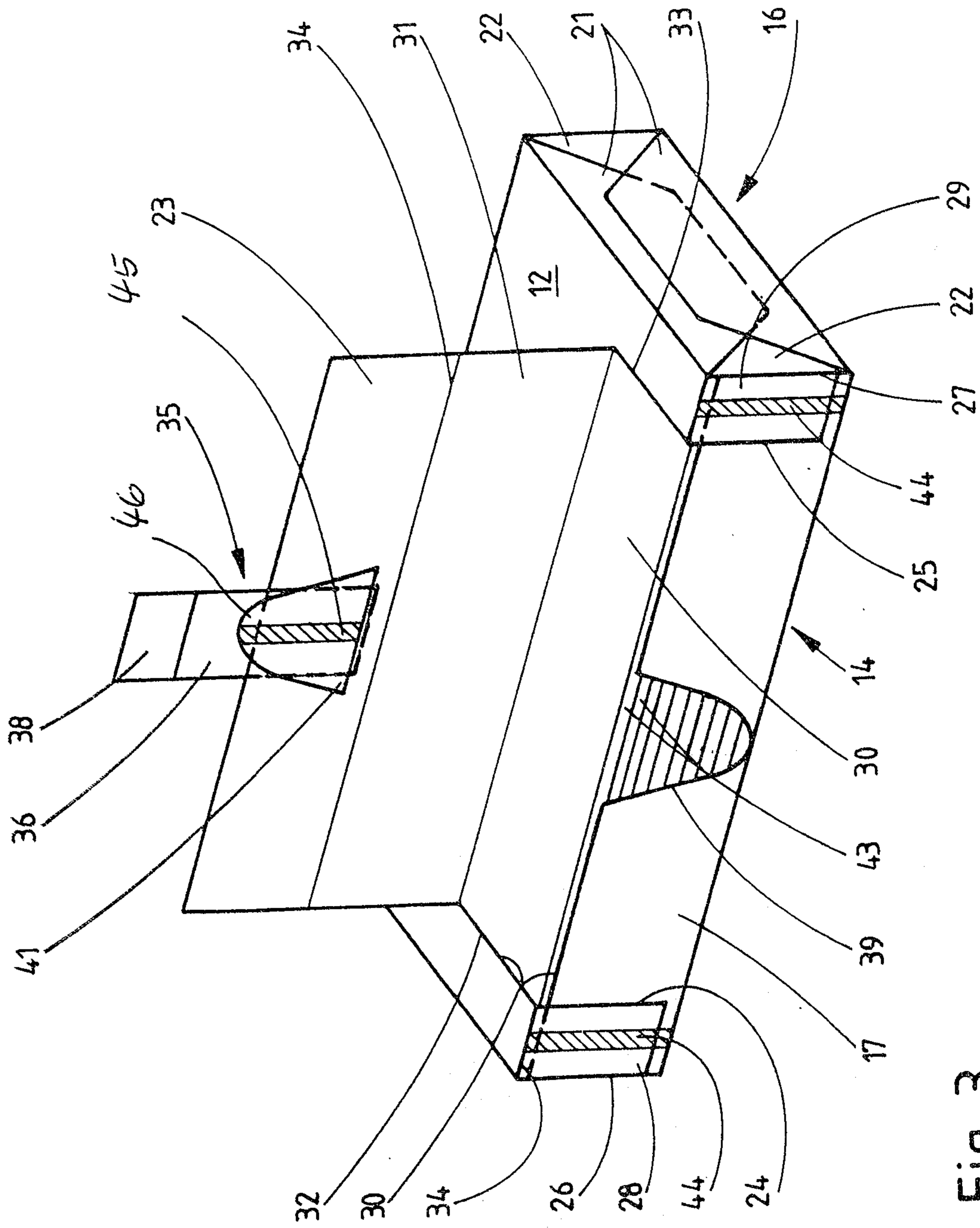


Fig. 3

Ridout & Maybee
PATENT AGENTS

