



US00D347317S

United States Patent [19]

[11] Patent Number: Des. 347,317

Avar

[45] Date of Patent: ** May 31, 1994

[54] SHOE UPPER

[75] Inventor: Eric P. Avar, Beaverton, Oreg.

[73] Assignee: Nike, Inc., Beaverton, Oreg.

[**] Term: 14 Years

[21] Appl. No.: 12,416

[22] Filed: Sep. 1, 1993

[52] U.S. Cl. D2/970; D2/902

[58] Field of Search D2/896, 902, 907, 909-911, D2/969, 970; 36/45, 50.1, 83, 84, 89, 100-107, 112-114, 136, 132

[56] References Cited

U.S. PATENT DOCUMENTS

- D. 265,521 7/1982 Vermonet .
- D. 266,968 11/1982 Railton .
- D. 278,186 4/1985 Michaeli .
- D. 278,758 5/1985 Michaeli D2/969
- D. 283,364 4/1986 Gamm .
- D. 293,159 12/1987 Sacre .
- D. 294,422 3/1988 Gamm .
- D. 296,606 7/1988 Sorofman .
- D. 297,588 9/1988 Gerber et al. .
- D. 303,452 9/1989 Swett .
- D. 304,519 11/1989 Miller .
- D. 308,745 1/1990 Brown .
- D. 319,722 9/1991 Hatfield .
- D. 322,878 1/1992 Hatfield .
- D. 331,829 12/1992 Kittle .
- 2,147,197 2/1939 Glidden 36/45 X
- 3,138,880 1/1963 Kunzli 36/105 X
- 4,616,432 10/1986 Bunch et al. 36/50.1
- 5,184,378 2/1993 Batra 36/50.1 X

FOREIGN PATENT DOCUMENTS

1017946 10/1957 Fed. Rep. of Germany 36/50.1

OTHER PUBLICATIONS

- Nike Fall 1988 Catalog, p. 36, Dec. 1987.
- U.S. Trademark Reg. No. 1,029,423 Jan. 1976.
- U.S. Trademark Reg. No. 1,537,834, May 1989.
- U.S. Trademark Reg. No. 1,550,230, Aug. 1989.
- U.S. Trademark Reg. No. 1,564,027, Oct. 1989.
- U.S. Trademark Reg. No. 1,580,868, Jan. 1990.
- U.S. Trademark Reg. No. 1,683,845, Apr. 1992.
- Exhibits A-E, photographs of Adidas shoe, undated.

Primary Examiner—Louis S. Zarfaz
Attorney, Agent, or Firm—Banner, Birch, McKie & Beckett

[57] CLAIM

The ornamental design for a shoe upper, as shown and described.

DESCRIPTION

FIG. 1 is a right side elevational view of a shoe upper according to my new design;
 FIG. 2 is a left side elevational view of the shoe upper shown in FIG. 1;
 FIG. 3 is a top plan view of the shoe upper shown in FIG. 1;
 FIG. 4 is a front elevational view of the shoe upper shown in FIG. 1; and,
 FIG. 5 is a rear elevational view of the shoe upper shown in FIG. 1.
 The broken line showing of a shoe sole in FIGS. 1-2 and 4-5 is for illustrative purposes only and forms no part of the claimed design.

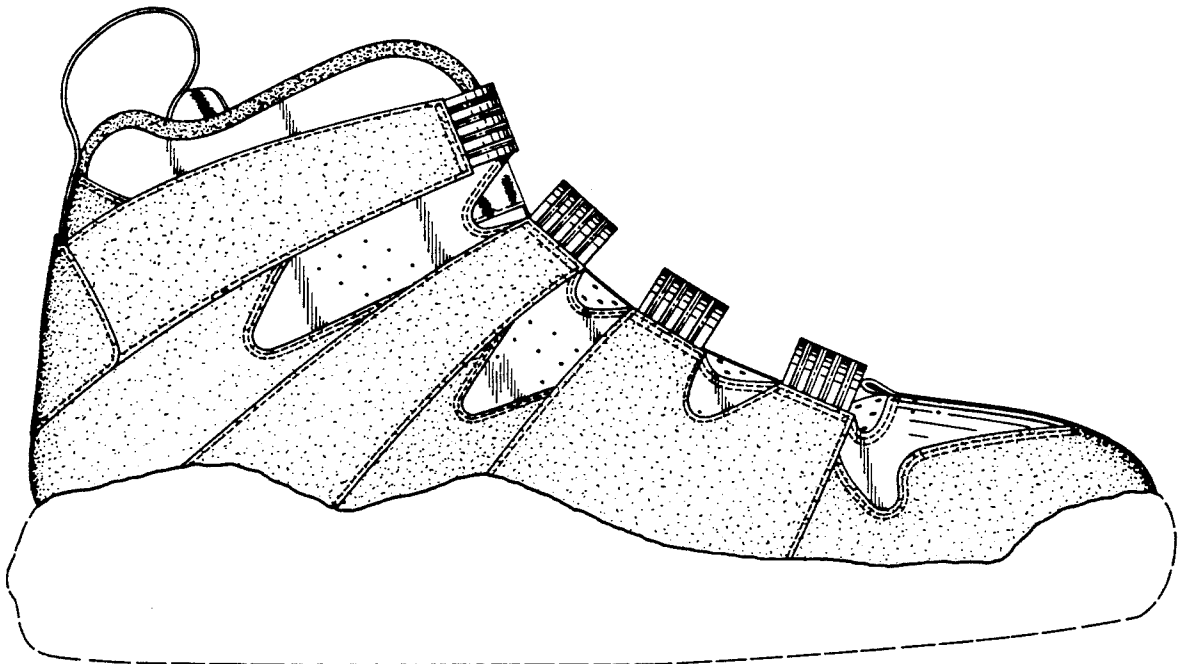
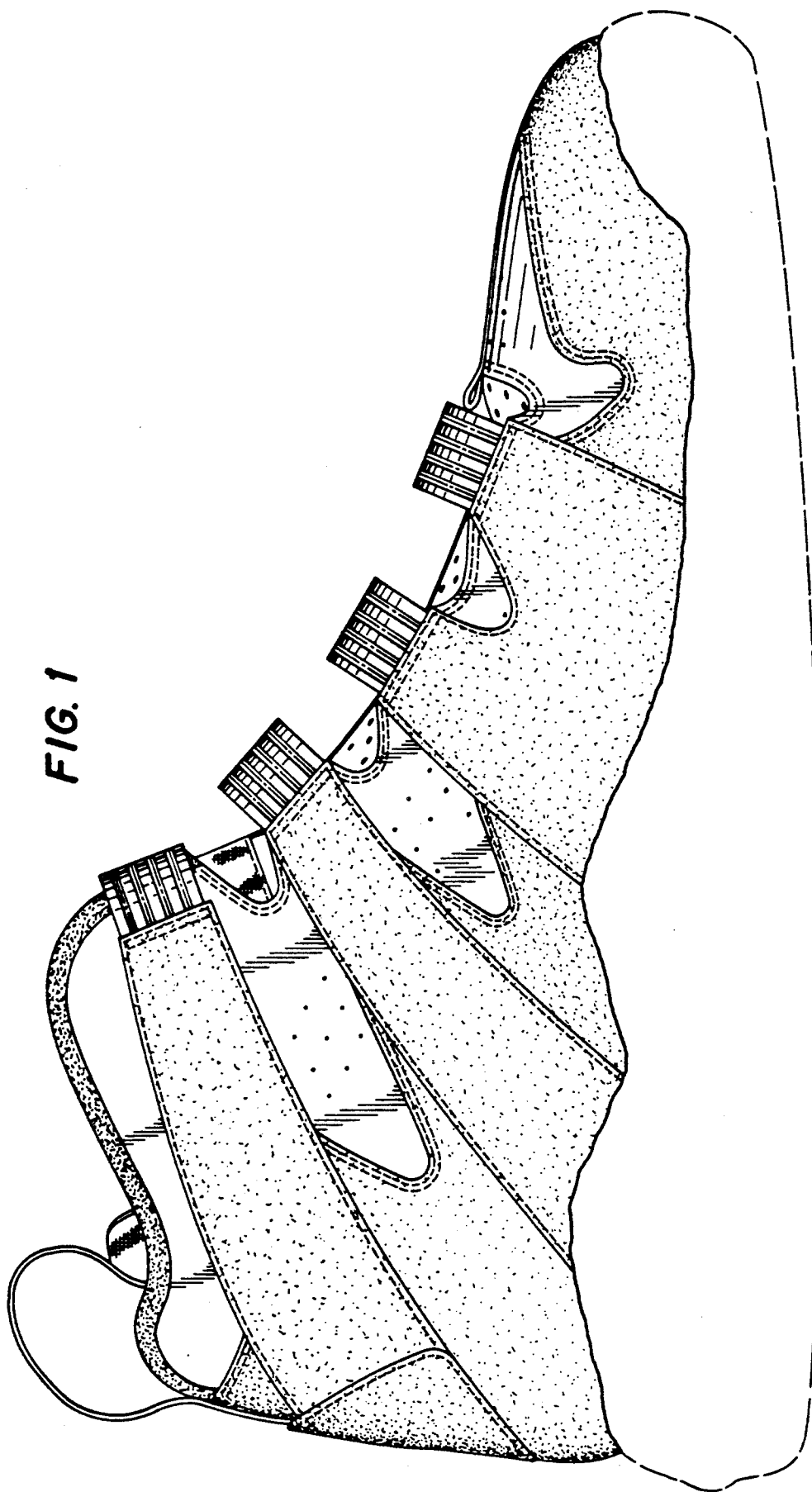


FIG. 1



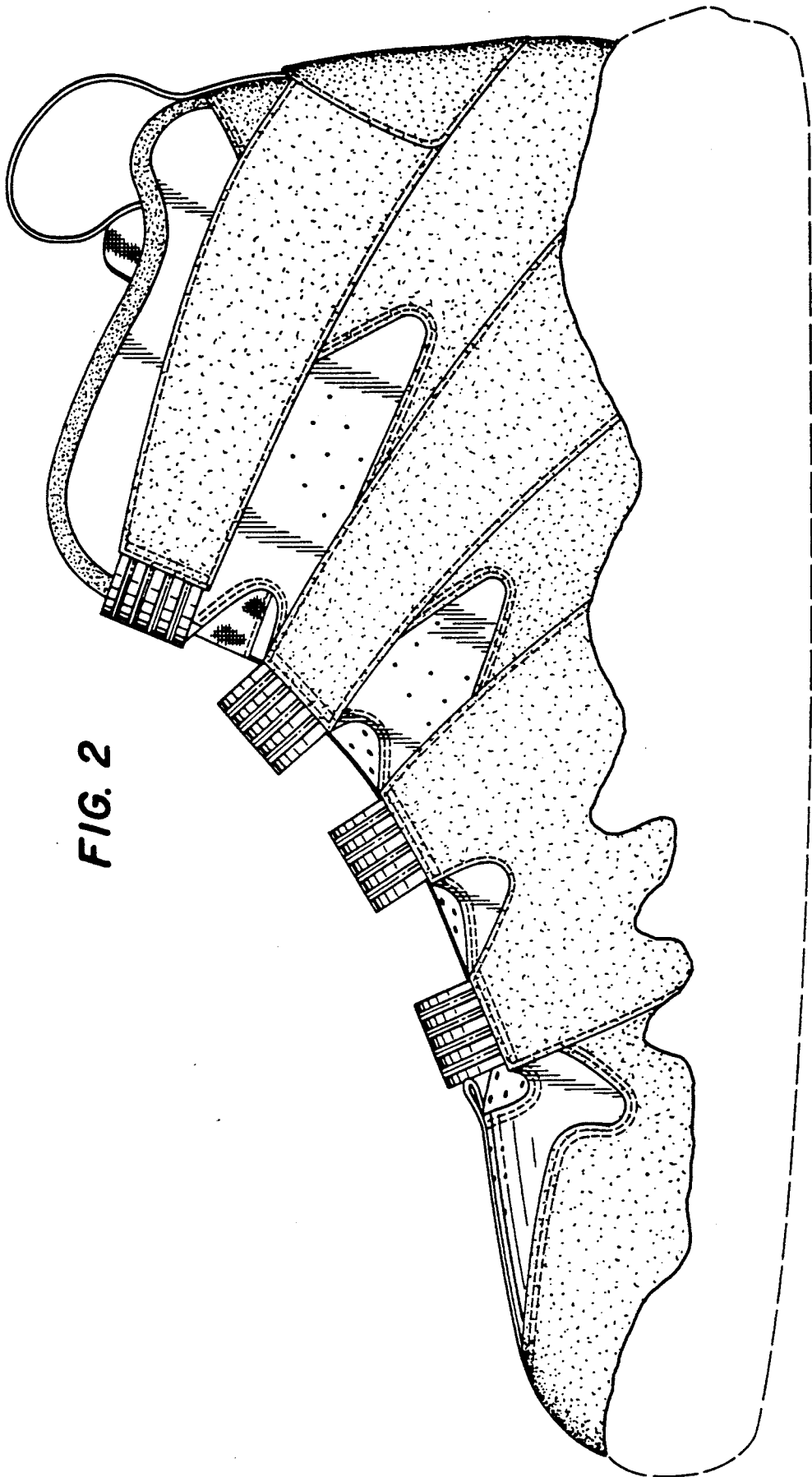


FIG. 2

FIG. 3

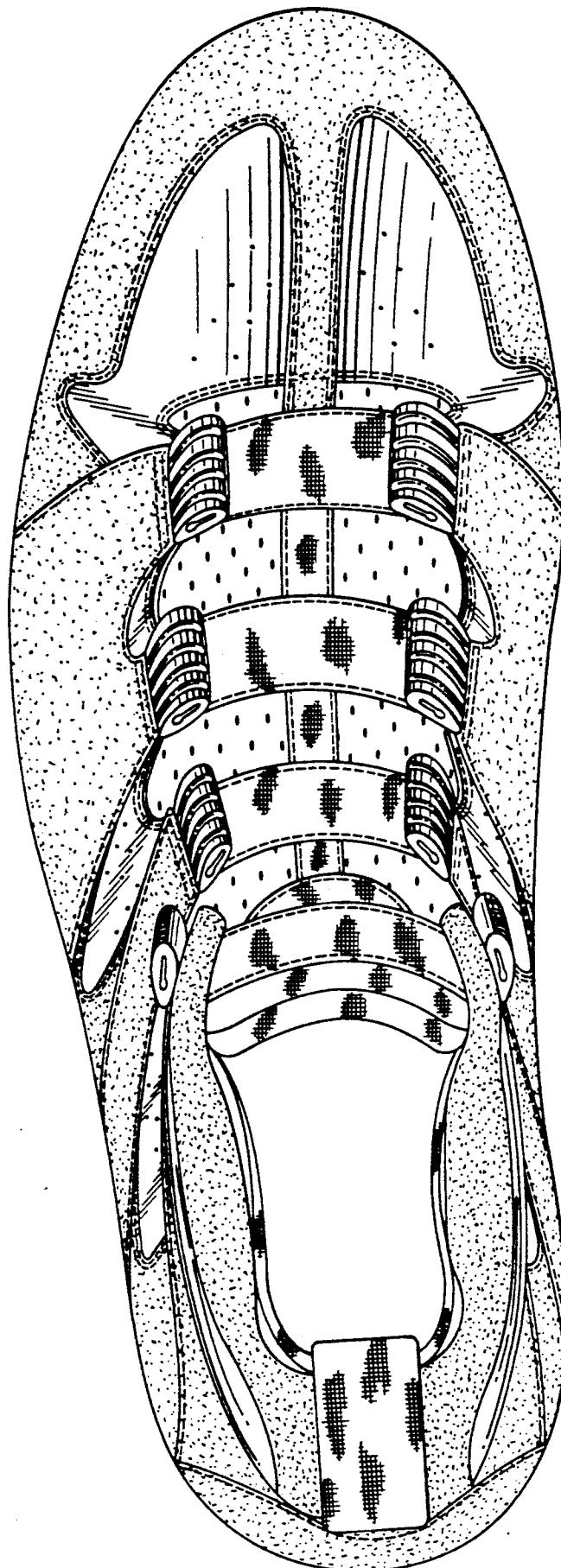


FIG. 5

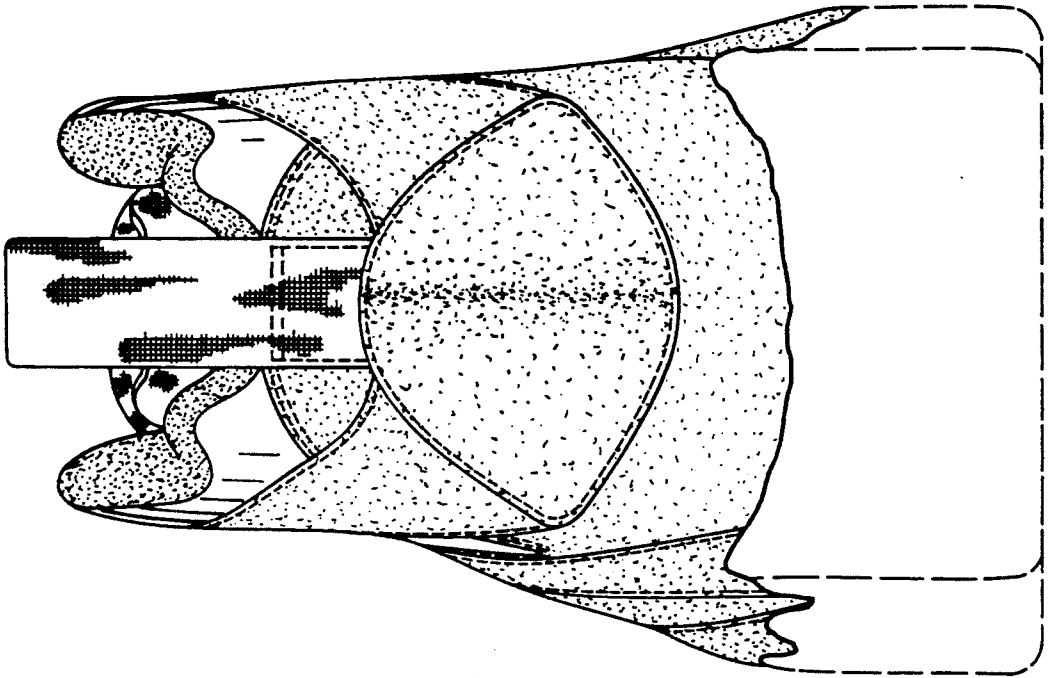


FIG. 4

