



US00D766627S

(12) **United States Design Patent**
Wheedleton

(10) **Patent No.:** **US D766,627 S**

(45) **Date of Patent:** **** Sep. 20, 2016**

(54) **COLLECTIBLE DISPLAY STAND**

(71) Applicant: **Bradley Lewis Wheedleton**, Ashburn, VA (US)

(72) Inventor: **Bradley Lewis Wheedleton**, Ashburn, VA (US)

(**) Term: **15 Years**

(21) Appl. No.: **29/505,333**

(22) Filed: **Sep. 17, 2015**

(51) **LOC (10) Cl.** **06-06**

(52) **U.S. Cl.**
USPC **D6/683**

(58) **Field of Classification Search**
USPC D6/672, 673, 675, 678, 680.2, 682, D6/682.1, 683; D9/418, 432; D3/304, 315
CPC A47F 3/00; A47F 3/08; A47F 3/004; A47F 7/0057; A47F 2007/0092
See application file for complete search history.

(56) **References Cited**

U.S. PATENT DOCUMENTS

D129,825 S *	10/1941	Simon	D6/683.1
D154,025 S *	6/1949	Crull	D6/661.2
3,141,555 A *	7/1964	Funke	A47F 5/116 211/135
3,608,705 A *	9/1971	Moshel	B65D 5/12 206/461
D229,394 S *	11/1973	de Givenchy	D9/739
D279,442 S *	7/1985	Silver	D6/683.1
5,100,052 A *	3/1992	Vajtay	B65D 5/14 229/125.17
D325,307 S *	4/1992	Cojan	D6/661.3
D426,092 S *	6/2000	Neustadt	D6/683.1
D536,964 S *	2/2007	Smith	D9/430

D550,554 S *	9/2007	Ledbetter	D9/418
D556,566 S *	12/2007	Steele, IV	D9/418
D605,035 S *	12/2009	Altonen	D9/432
D610,304 S *	2/2010	Hong	D28/9
D658,882 S *	5/2012	Cullen	D3/313
D689,718 S *	9/2013	Puckett	D6/683
D702,065 S *	4/2014	Moore	D6/682.4
D731,308 S *	6/2015	Tussy	D9/432

* cited by examiner

Primary Examiner — Kelley Donnelly

(57) **CLAIM**

The ornamental design for a collectible display stand, as substantially shown and described.

DESCRIPTION

The present design application may be deemed related to design application Ser. No. 29/474,906 and Ser. No. 29/505,088.

FIG. 1 is a perspective view of the collectible display stand design;

FIG. 2 is a front view of the collectible display stand design.

FIG. 3 is a right side view of the collectible display stand design;

FIG. 4 is a left side view of the collectible display stand design;

FIG. 5 is a top view of the collectible display stand design;


FIG. 6 is a bottom view of the collectible display stand design;

FIG. 7 is a rear view of the collectible display stand design; and,

FIG. 8 is another perspective view of the collectible display stand design.

The broken lines showing are included for the purpose of illustrating environment of the article and forms no part of the claimed design.

1 Claim, 8 Drawing Sheets



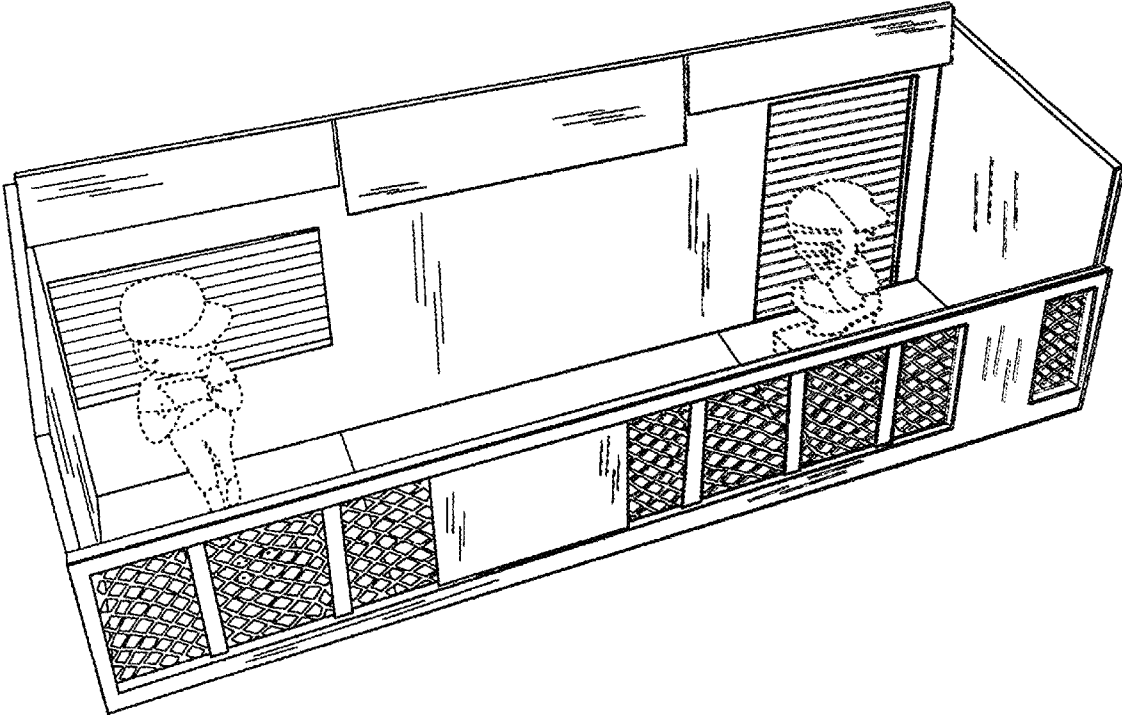


FIG. 1

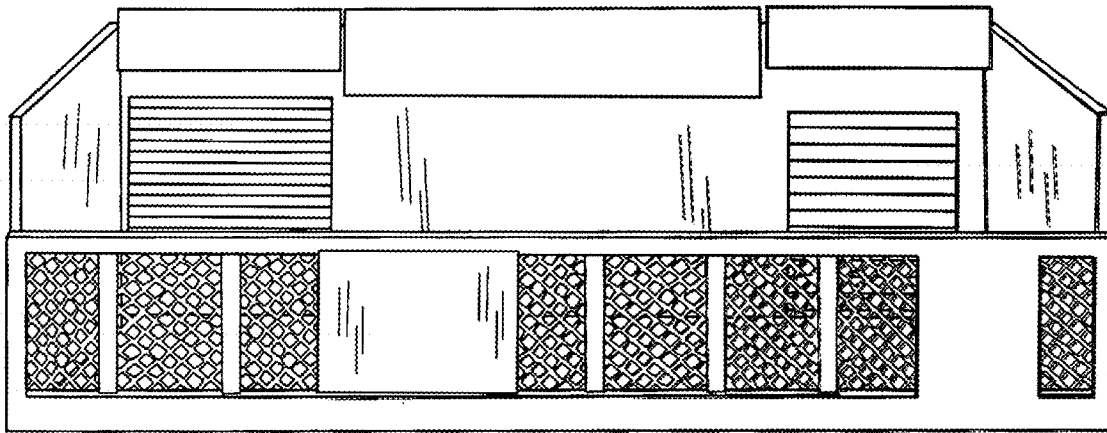


FIG. 2

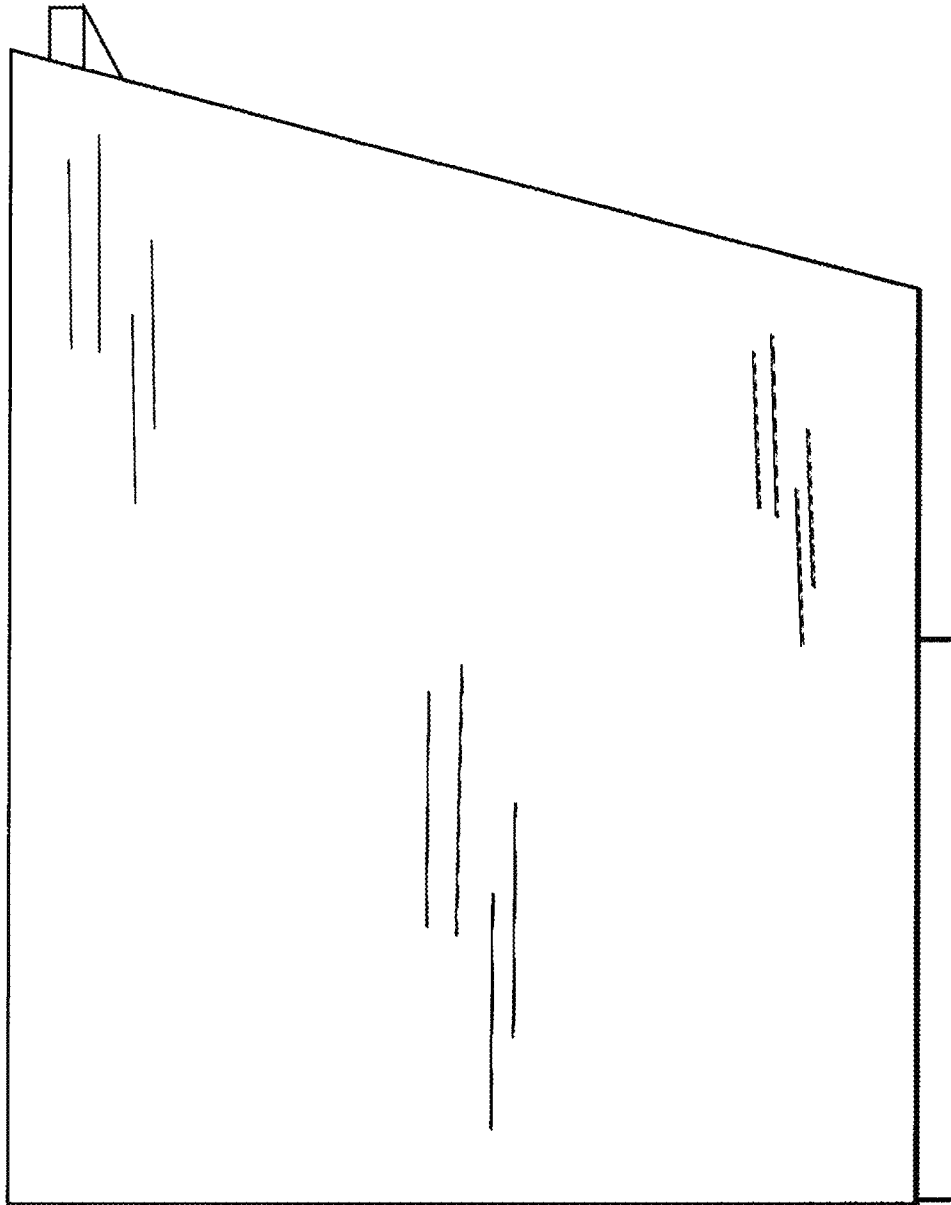


FIG. 3

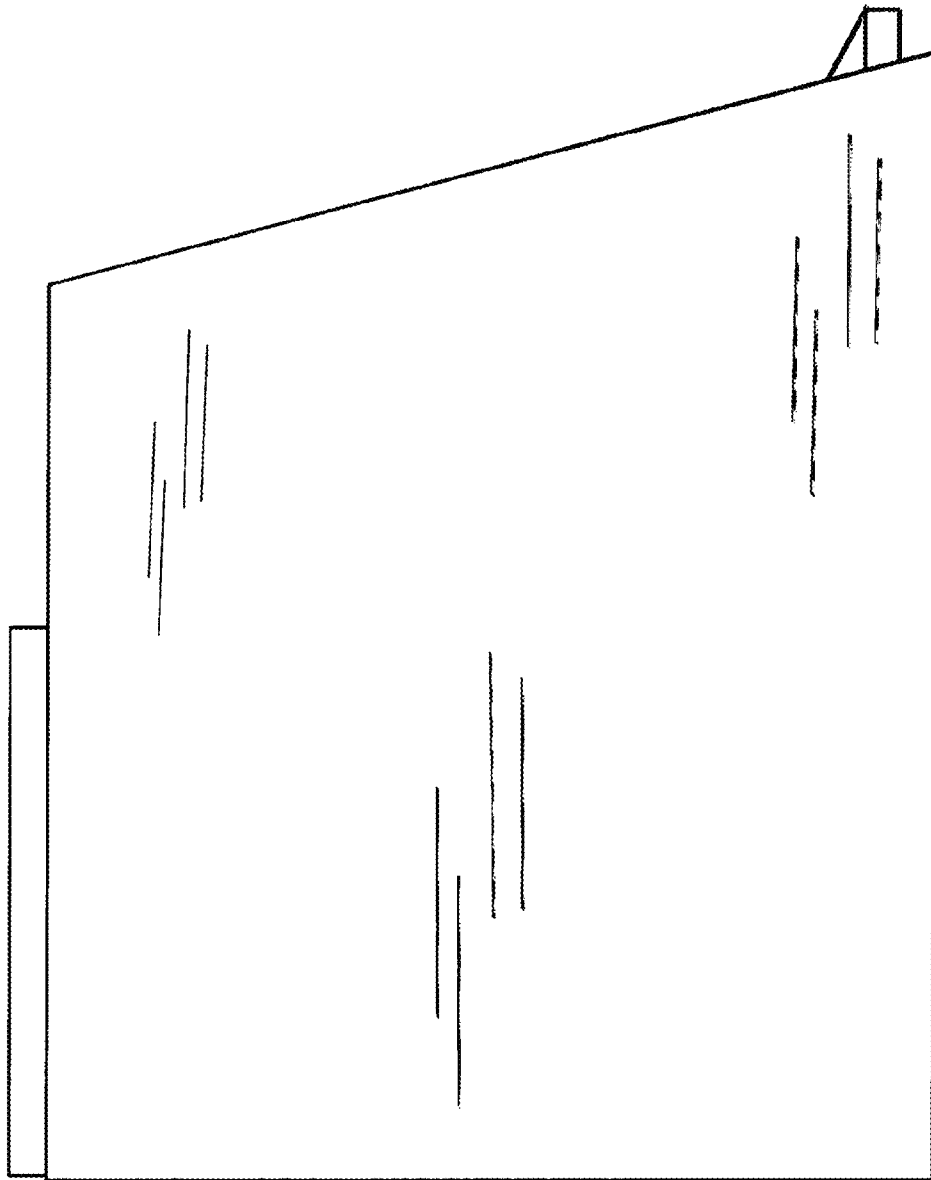


FIG. 4

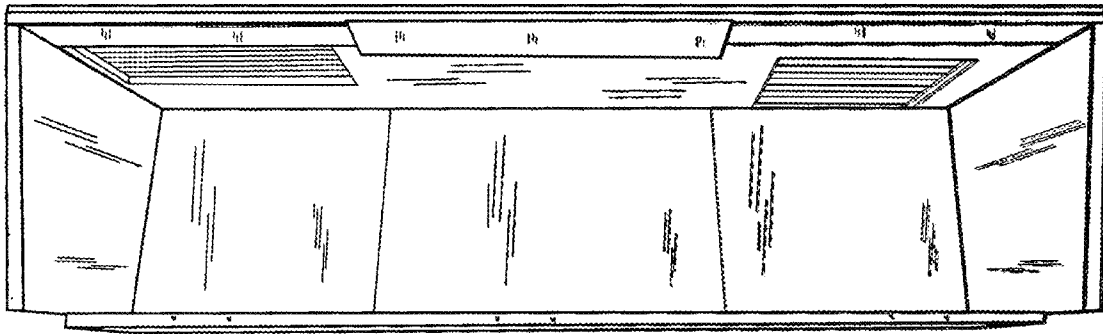


FIG. 5

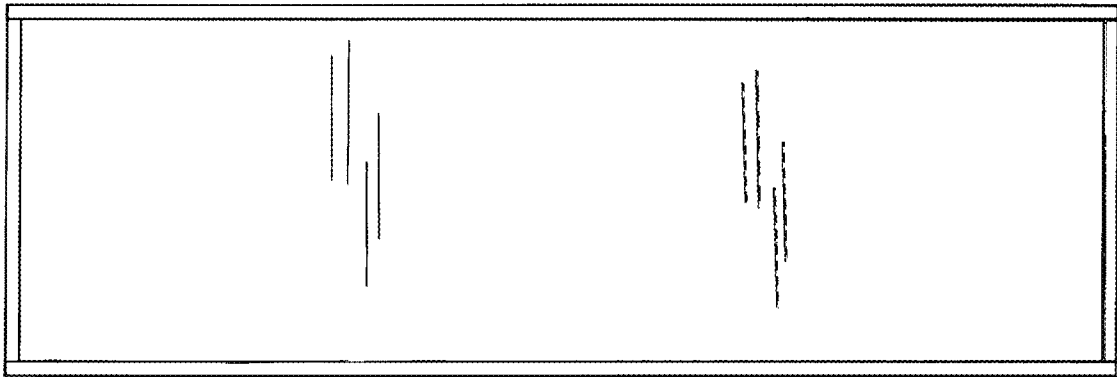


FIG. 6




FIG. 7

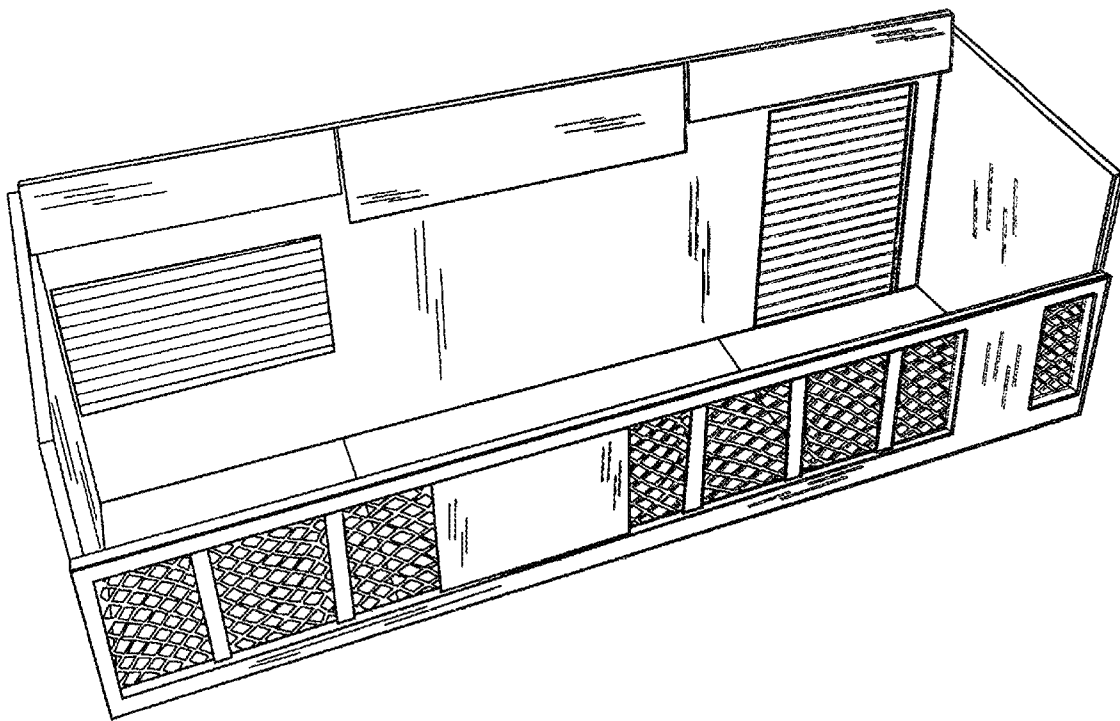


FIG. 8