



INTERNATIONAL APPLICATION PUBLISHED UNDER THE PATENT COOPERATION TREATY (PCT)

(51) International Patent Classification ⁷ : H04Q 7/38	A1	(11) International Publication Number: WO 00/14989 (43) International Publication Date: 16 March 2000 (16.03.00)
<div style="display: flex; justify-content: space-between;"> <div style="width: 48%; vertical-align: top;"> <p>(21) International Application Number: PCT/SE99/01495</p> <p>(22) International Filing Date: 31 August 1999 (31.08.99)</p> <p>(30) Priority Data: 09/148,224 4 September 1998 (04.09.98) US</p> <p>(71) Applicant: TELEFONAKTIEBOLAGET LM ERICSSON (publ) [SE/SE]; S-126 25 Stockholm (SE).</p> <p>(72) Inventors: ESMAILZADEH, Riaz; 1-1-25-111 Ooka, Mi-jami-ku, Yokohama 232-0061 (JP). JAMAL, Karim; Ryttnästärvägen 84, S-162 70 Stockholm (SE). ROOBOL, Christiaan; Gartnerstigen 29, S-165 70 Hässelby (SE).</p> <p>(74) Agent: ERICSSON RADIO SYSTEMS AB; Common Patent Department, S-164 80 Stockholm (SE).</p> </div> <div style="width: 48%; vertical-align: top;"> <p>(81) Designated States: AE, AL, AM, AT, AU, AZ, BA, BB, BG, BR, BY, CA, CH, CN, CR, CU, CZ, DE, DK, DM, EE, ES, FI, GB, GD, GE, GH, GM, HR, HU, ID, IL, IN, IS, JP, KE, KG, KP, KR, KZ, LC, LK, LR, LS, LT, LU, LV, MD, MG, MK, MN, MW, MX, NO, NZ, PL, PT, RO, RU, SD, SE, SG, SI, SK, SL, TJ, TM, TR, TT, UA, UG, UZ, VN, YU, ZA, ZW, ARIPO patent (GH, GM, KE, LS, MW, SD, SL, SZ, UG, ZW), Eurasian patent (AM, AZ, BY, KG, KZ, MD, RU, TJ, TM), European patent (AT, BE, CH, CY, DE, DK, ES, FI, FR, GB, GR, IE, IT, LU, MC, NL, PT, SE), OAPI patent (BF, BJ, CF, CG, CI, CM, GA, GN, GW, ML, MR, NE, SN, TD, TG).</p> <p>Published <i>With international search report.</i></p> </div> </div>		
(54) Title: RANDOM ACCESS IN A MOBILE TELECOMMUNICATIONS SYSTEM		
(57) Abstract <p>A method is disclosed for processing mobile-originated random access requests (RA₁, RA₂, RA₃) in a mobile telecommunications system (10) that randomly selects new signatures (102) for re-transmissions in the event that collisions have occurred. As such, the random access re-transmissions (RA₁, RA₂, RA₃) are randomized over the signature domain instead of just over the time domain. Consequently, the disclosed invention significantly shortens random access delays caused by collisions or erroneous arrivals at base station receivers (14), and also significantly reduces the interval between random access re-transmissions (T_d).</p>		

FOR THE PURPOSES OF INFORMATION ONLY

Codes used to identify States party to the PCT on the front pages of pamphlets publishing international applications under the PCT.

AL	Albania	ES	Spain	LS	Lesotho	SI	Slovenia
AM	Armenia	FI	Finland	LT	Lithuania	SK	Slovakia
AT	Austria	FR	France	LU	Luxembourg	SN	Senegal
AU	Australia	GA	Gabon	LV	Latvia	SZ	Swaziland
AZ	Azerbaijan	GB	United Kingdom	MC	Monaco	TD	Chad
BA	Bosnia and Herzegovina	GE	Georgia	MD	Republic of Moldova	TG	Togo
BB	Barbados	GH	Ghana	MG	Madagascar	TJ	Tajikistan
BE	Belgium	GN	Guinea	MK	The former Yugoslav Republic of Macedonia	TM	Turkmenistan
BF	Burkina Faso	GR	Greece			TR	Turkey
BG	Bulgaria	HU	Hungary	ML	Mali	TT	Trinidad and Tobago
BJ	Benin	IE	Ireland	MN	Mongolia	UA	Ukraine
BR	Brazil	IL	Israel	MR	Mauritania	UG	Uganda
BY	Belarus	IS	Iceland	MW	Malawi	US	United States of America
CA	Canada	IT	Italy	MX	Mexico	UZ	Uzbekistan
CF	Central African Republic	JP	Japan	NE	Niger	VN	Viet Nam
CG	Congo	KE	Kenya	NL	Netherlands	YU	Yugoslavia
CH	Switzerland	KG	Kyrgyzstan	NO	Norway	ZW	Zimbabwe
CI	Côte d'Ivoire	KP	Democratic People's Republic of Korea	NZ	New Zealand		
CM	Cameroon			PL	Poland		
CN	China	KR	Republic of Korea	PT	Portugal		
CU	Cuba	KZ	Kazakstan	RO	Romania		
CZ	Czech Republic	LC	Saint Lucia	RU	Russian Federation		
DE	Germany	LI	Liechtenstein	SD	Sudan		
DK	Denmark	LK	Sri Lanka	SE	Sweden		
EE	Estonia	LR	Liberia	SG	Singapore		

-1-

RANDOM ACCESS IN A MOBILE TELECOMMUNICATIONS SYSTEM

RELATED APPLICATIONS

5 This application is a continuation-in-part of, and claims priority from, U.S. Patent Application Serial No. 08/847,655 to Esmailzadeh et al., which was filed April 30, 1997 and is incorporated herein in its entirety.

 This application is also related by subject matter to commonly-assigned U.S. Patent Application Serial No. 08/733,501, which was filed October 18, 1996.

10 BACKGROUND OF THE INVENTION

Technical Field of the Invention

 The present invention relates generally to the mobile telecommunications field and, in particular, to a method for processing multiple random access mobile-originated calls.

15 Description of Related Art

 The next generation of mobile communications systems will be required to provide a broad selection of telecommunications services including digital voice, video and data in packet and channel circuit-switched modes. As a result, the number of calls being made is expected to increase significantly, which will result in much higher traffic density on random access channels (RACHs).
20 Unfortunately, this higher traffic density will also result in increased collisions and access failures. Consequently, the new generation of mobile communications systems will have to use much faster and flexible random access procedures, in order to increase their access success rates and reduce their access request processing times.
25

 In most mobile communications systems, such as, for example, the European joint development referred to as the "Code Division Testbed" (CODIT), a mobile station can gain access to a base station by first determining that the RACH is available for use. Then, the mobile station transmits a series of access request

-2-

preambles (e.g., single 1023 chip symbols) with increasing power levels, until the base station detects the access request. In response, the base station starts the process of controlling the mobile station's transmitted power via a downlink channel. Once the initial "handshaking" between the mobile station and base station has been completed, the mobile user transmits a random access message.

5 More specifically, in a CODIT-based Code Division Multiple Access (CDMA) system, a mobile station will attempt to access the base station receiver by using a "power ramping" process that increases the power level of each successive transmitted preamble symbol. As soon as an access request preamble is detected, the base station activates a closed loop power control circuit, which
10 functions to control the mobile station's transmitted power level in order to keep the received signal power from the mobile station at a desired level. The mobile station then transmits its specific access request data. The base station's receiver "despreads" the received (spread spectrum) signals using a matched filter, and
15 diversity-combines the despread signals to take advantage of antenna diversity.

In an IS-95 CDMA system, a similar random access technique is used. However, the primary difference between the CODIT and IS-95 process is that the IS-95 mobile station transmits a complete random access packet instead of just the preamble. If the base station does not acknowledge the access request, the IS-95
20 mobile station re-transmits the access request packet at a higher power level. This process continues until the base station acknowledges the access request.

In a mobile communications system using a slotted ALOHA (S-ALOHA) random access scheme, such as the method disclosed in the above-described U.S. Patent Application Serial No. 08/733,501 (hereinafter, "the '501 Application"), a
25 mobile station generates and transmits a random access packet. A diagram that illustrates a frame structure for such a random access packet is shown in FIGURE 1. The random access packet ("access request data frame") comprises a preamble and a data field portion. The preamble contains a unique signature (bit) pattern, which is "L" symbols long. The signature pattern is randomly selected from a set
30 of patterns that are, but not necessarily, orthogonal to each other. Note that although the random access request packet shown in FIGURE 1 is described herein

-3-

as including a preamble with a signature field, this description is exemplary and for illustrative purposes only, but not intended as a limitation. As such, the unique signature patterns can be transmitted in a different way (e.g., not within a preamble, integrated into the control channel, in parallel with a data field, etc.). As such, the use of this unique signature pattern feature, as described and claimed in the '501 Application, provides a significantly higher throughput efficiency than prior random access schemes.

As described in the '501 Application, the data field of the random access packet includes certain random access information, including mobile (user) identity information, required service number (number of services to be provided), required air time (time needed to complete a message), short packet data message (to increase transmission efficiency), and an error detection redundancy field (cyclic redundancy code). For reasons elaborated in the '501 Application, the spreading ratio (spread spectrum modulation) of the preamble is selected to be longer than the spreading ratio of the data field portion. However, situations may be envisioned in which this is not necessarily so.

The random access packet (e.g., such as the packet shown in FIGURE 1) is transmitted by the mobile station at the beginning of the next available slot. A block diagram of an apparatus that can be used in a mobile station to generate and transmit the random access packet illustrated in FIGURE 1 is shown in FIGURE 2. Essentially, as illustrated by FIGURE 2, the preamble and data field of the random access packet are generated and spread separately (with respective spreading codes) and then multiplexed and transmitted by the mobile station.

Next, the random access packet transmitted by the mobile station is received and demodulated at the target base station with a matched filter-based receiver. FIGURE 3 is a block diagram of a detection section (for one antenna) of a base station's random access receiver, which functions primarily to estimate the timing of the received signal rays. The matched filter, which is used only during the preamble period, is tuned to the preamble's spreading code. The matched filter is used to detect the presence of the random access request, and despread the preamble part of the random access packet and feed it to the accumulator unit. The

-4-

accumulator (signatures 1- I) is a unique feature used for the '501 Application's random access method to sum the signals at the output of the matched filter during the preamble's (M) symbol periods, in order to increase the received signal-to-interference (S/I) power ratio. Since each received preamble comprises a unique signature pattern, the accumulation operation is carried out with a plurality of accumulators (1- I), with each accumulator tuned to one of the possible signature patterns to be received.

FIGURE 4 is a simple block diagram of an accumulator that can be used for the I channel (quadrature detection) in the random access detector section shown in FIGURE 3. A similar accumulator can be used for the Q channel. Referring to FIGURES 3 and 4, the output of each accumulator (signature 1- I) is coupled to a peak detection unit. At the end of the preamble period, each peak detection unit searches the output of its respective matched filter for each signal peak that exceeds a predetermined detection threshold. Each peak detection unit then registers (detects and stores) the magnitude and relative phase of each of those peak signals, and thereby determines the number of significant signal rays available for demodulation in the receiver. As such, the timing of each peak is estimated and used to set the receiver's "Rake" parameters (Rake receiver sections 1- I). FIGURE 5 is a block diagram of a random access demodulator that can be used to demodulate the data field portion of the random access packet. Essentially, the random access demodulator section decodes the data information in the received data field and checks for transmission errors.

Notably, although the random access apparatus and method described above with respect to FIGURES 1-5 has numerous advantages over prior random access schemes, a number of problems still exist that remain to be solved. For example, a large number of packet collisions may occur if mobile stations in all of the cells use the same spreading codes during the preamble or data field processing stage. As a consequence, an excessive number of the random access requests will have to be re-transmitted, which can lead to system instability. Moreover, using the random access apparatus and method described above, since the random access requests are transmitted at the beginning of the next time slot, the base station's matched filter

-5-

receiver is not utilized as efficiently as it can be, because the matched filter receiver is idle for the complete period subsequent to the preamble reception stage. Additionally, since the length of the random access packet used with the above-described scheme is fixed, the size of the short data packets is restricted by the extent of use of the remainder of the packet. For all of these reasons, a more flexible random access request procedure is needed to resolve these problems. As described below with respect to FIGURES 6-8, U.S. Patent Application Serial No. 08/847,655 (hereinafter, the "655 Application") successfully resolves the above-described problems.

Nevertheless, other random access problems still exist that need to be solved. For example, FIGURE 9 is a time sequence diagram that illustrates how two or more random access requests can collide when they arrive simultaneously at a base station receiver. In order to minimize the number of collisions occurring during re-transmissions, the mobile station's time-out period (time elapsed before re-transmitting a request) can be randomly selected from within a relatively long time interval $\{0, T_d\}$, where T_d is the maximum allowable time delay. The use of a relatively long time interval between re-transmissions reduces the probability of collisions. However, the average delay encountered waiting for a successful random access transmission can be rather long. Furthermore, although use of the random access methods in the above-described patent applications are highly advantageous over prior methods, random access collisions can still occur when two or more random access requests that contain the same signature pattern arrive simultaneously at the base station receiver. Nevertheless, as described in detail below with respect to FIGURE 10, the present invention successfully resolves these and other related random access problems.

SUMMARY OF THE INVENTION

It is, therefore, an object of the present invention to utilize random access channels more efficiently.

It is another object of the present invention to be capable of receiving a significantly higher number of random access requests per matched filter than

-6-

received by conventional means.

It is yet another object of the present invention to reduce the probability of collisions between random access requests and also minimize their loss.

5 It is still another object of the present invention to be capable of selecting the length of a data field in a random access request packet to allow increased flexibility in selecting the length of a short packet field.

It is yet another object of the present invention to provide a random access packet that can be used to quickly establish long data or voice calls.

10 It is still another object of the present invention to maintain a low level of cross-correlation between random access attempts made from neighboring sectors/cells.

Still another object of the present invention is to significantly shorten random access delays caused by random access request collisions or erroneous random access request arrivals at base station receivers.

15 Yet another object of the present invention is to significantly reduce the time interval between random access re-transmissions and thereby increase throughput efficiency.

In accordance with the invention described and claimed in the '655 Application, the foregoing and other objects are achieved by a method that assigns
20 each sector in a cell a unique preamble spreading code and a unique long-code which is concatenated with a short spreading code associated with a randomly selected signature, and is used to spread the data part of a random access packet. The period selected for the long-code can be relatively long in duration (e.g., up to hours or days in length). Also, the widths of the transmission time slots are set
25 equal to the length of the preambles. Consequently, the mobile station's random access requests can be timed to start at the beginning of the slots, and detected during the preamble periods by the matched filter in the base station's random access receiver. The data field of the mobile station's random access request is transmitted in the slots following the preamble and received by the rake receiver at
30 the base station. However, subsequent to the preamble period, the matched filter is still enabled to receive the preambles of other random access requests. Therefore,

-7-

the matched filter can be utilized continuously and more efficiently, and a significantly larger number of random access requests can be processed in comparison with prior random access schemes. As such, the communications throughput and efficiency of a random access system using the present method are substantially higher than the throughput and efficiency of prior random access systems.

Additionally, the length of the data field is not restricted. The method of concatenated spreading of the data field portion of the random access packet allows a user to generate a packet which is as long as desired. Moreover, the concatenated spreading removes the danger that the resulting packet will collide with other random access request packets, since the spreading pattern and/or its phase are unique.

In accordance with the present invention, the foregoing and other objects are achieved by a method that randomly selects new signatures for random access re-transmissions when collisions have occurred. As such, the present invention randomizes the re-transmission of random access requests over a signature domain instead of just over the time domain. Consequently, the present invention significantly shortens the random access delays caused by collisions or erroneous arrivals of random access requests at base station receivers, and also significantly reduces the time interval between random access re-transmissions. The present invention thus increases random access system throughput efficiency in comparison to prior random access approaches.

BRIEF DESCRIPTION OF THE DRAWINGS

A more complete understanding of the method and apparatus of the present invention may be had by reference to the following detailed description when taken in conjunction with the accompanying drawings wherein:

FIGURE 1 is a diagram that illustrates a frame structure for a random access packet;

FIGURE 2 is a block diagram of an apparatus that can be used in a mobile station to generate and transmit the random access packet illustrated in FIGURE 1;

-8-

FIGURE 3 is a block diagram of a detection section (for one antenna) of a base station's random access receiver, which functions primarily to estimate the timing of the received signal rays;

5 FIGURE 4 is a simple block diagram of an accumulator that can be used for the I channel (quadrature detection) in the random access detector section shown in FIGURE 3;

FIGURE 5 is a block diagram of a random access demodulator that can be used to demodulate the data field portion of a random access packet;

10 FIGURE 6 is a block diagram of a pertinent section of a cellular communications system, which can be used to implement the method of the invention described and claimed in the '655 Application;

FIGURE 7 is a diagram that illustrates the structure and timing of a plurality of random access request packets that can be transmitted by different mobile stations, in accordance with the preferred embodiment of the invention
15 described and claimed in the '655 Application;

FIGURE 8 is a simple block diagram of an apparatus that can be used to implement the method for use with a mobile station to generate and transmit a random access packet such as the random access packets shown in FIGURE 7, in accordance with the preferred embodiment of the invention described and claimed
20 in the '655 Application;

FIGURE 9 is a time sequence diagram that illustrates how two or more random access requests can collide when they arrive simultaneously at a base station receiver; and

25 FIGURE 10 is a time sequence diagram that illustrates how random access collisions and delays can be significantly reduced by randomly selecting signatures for re-transmissions, in accordance with a preferred embodiment of the present invention.

DETAILED DESCRIPTION OF THE DRAWINGS

30 The preferred embodiment of the present invention and its advantages are best understood by referring to FIGURES 1-10 of the drawings, like numerals being used

for like and corresponding parts of the various drawings.

Essentially, in accordance with the invention described and claimed in the '655 Application, the method assigns each sector in a cell a unique preamble spreading code, and also a unique long-code which is concatenated with the data field's (signature-associated) short spreading code. The period selected for the long-code can be relatively long in duration (e.g., up to hours or days in length). Consequently, it can be said that the data field of the random access packet is transmitted in a dedicated channel, because no two messages can have the same spreading sequence and phase unless they have chosen the same signature and transmitted their preambles at the same time. This results in a collision of the packets, and renders these random access attempts unsuccessful. However, as described in detail below with respect to FIGURE 10, this problem is solved by the present invention. Notably, this method of assigning sector/cell-unique spreading codes and long-codes provides a significantly low probability of collision between multiple access random attempts in neighboring sectors or cells.

Also in accordance with the invention in the '655 Application, the method sets the widths of the transmission time slots equal to the length of the preamble (minus, for practical purposes, a predefined guard time). Consequently, the mobile station's random access request can be timed to start at the beginning of the slot, and detected during the preamble period by the matched filter in the base station's random access receiver. The data field of the mobile station's random access request is transmitted in the slots succeeding that of the preamble and received by the rake receiver at the base station. However, with the present method, subsequent to the preamble period, the matched filter is enabled to receive the preambles of other random access requests made by other mobile stations. Therefore, in accordance with the invention described and claimed in the '655 Application, the matched filter can be utilized continuously and efficiently, and a significantly larger number of random access requests can be processed in comparison with prior random access schemes. As such, the communications throughput and efficiency of a random access system using that method are significantly higher than the throughput and efficiency of prior random access systems.

-10-

Furthermore, in accordance with the method described and claimed in the '655 Application, the length of the data field is not restricted. In other words, the method of concatenated spreading of the data field portion of the random access packet allows a user to generate a packet which is as long as desired. Moreover, in using this concatenated spreading approach, there is less danger that the resulting packet will collide with other random access request packets.

In accordance with the present invention, a method for processing random access requests in a mobile telecommunications system is provided that randomly selects new signatures for re-transmissions when collisions have occurred. As such, the present invention randomizes the random access re-transmissions over a signature domain instead of just over the time domain. Consequently, the present invention significantly shortens the random access delays caused by the re-transmission delays after collisions or erroneous arrivals of random access requests at base station receivers, and also significantly reduces the interval between random access re-transmissions.

Referring now to FIGURE 6 for a description of the invention in the '655 Application, a pertinent section of a cellular communications system 10 is shown, which can be used to implement the method of the present invention. System 10 includes a base station transmit/receive antenna 12 and transmitter/receiver section 14, and a plurality of mobile stations 16 and 18. Although only two mobile stations are shown, FIGURE 6 is for illustrative purposes only, and the present invention can be assumed to include more than two mobile stations. Prior to generating and transmitting an access request frame, a mobile station (e.g., 16) acquires synchronization, or synchronizes, with a target base station receiver (14). The mobile station then determines the starting time for each slot from the base station's broadcast/pilot channel information. The mobile station also retrieves the number of the slot being processed from the broadcast/pilot channel information, which is to be used by the base station to tag its acknowledgment (ACK) message reply with the slot number to ensure that the correct mobile station receives the acknowledgment. More details for synchronizing a mobile station to a base station in a random access environment can be found in the '501 Application.

The target base station also transfers to the requesting mobile station(s) (e.g., over the downlink broadcast channel) each unique random access spreading code and long-code associated with each of the sectors and/or cells defined by the base station transceiver. For example, these unique spreading codes and long-codes can be Gold codes or Kasami codes. The mobile station stores the spreading code and long-code information in a memory storage area (not explicitly shown), which is to be retrieved and used by the mobile station to spread the preamble and data field of the random access request packets generated. Finally, the base station also transfers to the requesting mobile station(s) (e.g., in an appropriate broadcast message) the signature patterns associated with the preambles, which can be used to help distinguish between different sectors and/or cells.

For example, as described and claimed in the '501 application, in order to enable the base station receiver to more effectively distinguish between multiple random access requests, a preamble bit or symbol pattern is used. Each requesting mobile station can transmit one of L different preamble bit or symbol patterns ("signatures"). The different signature patterns used are, but not necessarily, orthogonal to each other. At the base station receiver, each of L accumulators is tuned to detect a specific signature coupled from the output of the receiver's matched filter. This signature preamble in a received signal is used by the base station receiver to effectively distinguish between simultaneous, different multiple access attempts made by the mobile stations.

FIGURE 7 is a diagram that illustrates the structure and timing of a plurality of random access request packets that can be transmitted by different mobile stations, in accordance with the preferred embodiment of the invention in the '655 Application. Although only three random access request packets are shown for illustrative purposes, that invention is not intended to be so limited and can include the transmission and reception of more than three such packets. Essentially, for each of the random access request packets shown (20, 22 and 24), the S-ALOHA procedure used with the present method applies only to the preamble portion of the random access request process. The length of each preamble (20, 22 and 24) is set equal to the width of the time slots (n, n+1,..., n+i), minus (for design purposes) a predefined guard time to minimize

-12-

potential interference between slots. For example, in practice, a one symbol guard time can be used. Also, as shown, the lengths of the data field portions of the random access request packets (20, 22 and 24) can be varied according to the desired application, which provides mobile stations with flexibility in transmitting different length data fields.

In order to avoid collisions between any two random access attempts made by mobile stations in two different sectors of a cell, or between two random access attempts made by mobile stations in adjacent cells, the following spreading method can be used. As described earlier, the mobile stations making the random access requests, each generate unique preambles using a cell-sector specific spreading code (e.g., retrieved from a respective internal memory area). In practice, these codes can be reused for other cells which are separated by a sufficient distance.

FIGURE 8 is a simple block diagram of an apparatus that can be used to implement the method for use with a mobile station to generate and transmit a random access packet such as the random access packets shown in FIGURE 7, in accordance with the preferred embodiment of the invention in the '655 Application. In one embodiment, the method can be implemented under the control of a microprocessor (not explicitly shown) located in the mobile station. The random access packet generating apparatus 100 includes a signal mixer 104, which spreads a "signature *i*" 102 (e.g., retrieved from an internal memory area in the mobile station 18) with a specific preamble spreading code for the cell-sector involved (e.g., also retrieved from the internal memory area) to form the cell-sector specific preamble of the random access packet to be transmitted. The data field of the random access packet to be transmitted is generated with a data field generator 110. A mixer 114 spreads the generated data field with a unique short spreading code (112) associated with the "signature *i*". The resulting data field of the random access packet is then spread with a concatenated code, which can be constructed, for example, by a modulo-2 addition (by mixer 118) of the signature-associated short code (112) with a sector-specific long spreading code 116 (e.g., retrieved from an internal memory area). The length of the resulting data field (120) of the random access packet to be transmitted can be flexibly selected at the mobile station (e.g., hours or days long). The length of the resulting

-13-

data field (120) can be varied at the mobile station, which provides an effective and quick way to establish long data or voice calls.

FIGURE 10 is a time sequence diagram that illustrates how random access collisions and delays can be significantly reduced by randomly selecting signatures for re-transmissions, in accordance with a preferred embodiment of the present invention. In this exemplary embodiment, a random access request packet is re-transmitted with a new signature immediately after the originating mobile station has determined that the previously transmitted random access attempt was unsuccessful. For example, as described above with respect to FIGURES 1-8, each requesting mobile station has received from a target base station (e.g., in an appropriate broadcast message) and stored (in local memory) a plurality of signature patterns to be associated with the preambles of the random access request packets to be transmitted. These signature patterns (bits or symbols) can be orthogonal to each other, and are used by the base station receiver to distinguish between the different random access attempts made by the mobile stations. The requesting mobile station randomly selects (e.g., with an internal microprocessor) a signature and transmits a random access request packet with the selected signature included in the preamble of the packet. As illustrated by FIGURE 10, each of four mobile stations have transmitted random access request packets (RA_1 , RA_2 , RA_3 , RA_4). Three of these random access request packets (RA_1 , RA_2 , RA_3) have arrived simultaneously at the base station receiver. Furthermore, all of these three mobile stations have selected the same signature. Therefore, the originating mobile stations for these three random access request packets will not receive an acknowledgment (ACK) message from the target base station indicating a successful access attempt (for this example, the target base station did not receive and detect these packets due to collisions). Consequently, in accordance with the present invention, each of the re-transmitting mobile stations selects a random signature again. In this way, the probability that the collision will occur again is reduced (statistically, each mobile station selects a different signature and re-transmits the original random access request packet with the second selected signature included in the preamble, such as, for example, RA_1' , RA_2' , RA_3').

As shown in FIGURE 10, it can be assumed that a random access attempt

-14-

acknowledgment message has been received by the originating mobile stations for two of the re-transmitted packets (e.g., RA_1' , RA_2'), but no acknowledgment message has been received by the originating mobile station for the third re-transmission (RA_3'). For this example, the target base station did not receive and detect the third re-transmitted packet (RA_3') due to its collision with the fourth random access request packet (RA_4), since both packets used the same signature. Consequently, the originating mobile station for each of these two random access request packets (RA_3' , RA_4) randomly selects another signature from each of the respective stored plurality of signatures, and re-transmits the original request with the new signature included in the preamble (e.g., RA_3'' , RA_4'). These random access requests are then either received successfully at the target base station and thus acknowledged, or the re-transmission process of randomly selecting new signatures is continued.

Notably, as shown in FIGURE 10, the time-out duration (τ_d) between re-transmissions for a particular mobile station can be reduced to the minimum time needed for that particular mobile station to determine that the transmitted random access attempt was unsuccessful. As such, the time-out duration (τ_d) between re-transmissions can be different for each originating mobile station. Accordingly, the present invention randomizes the random access re-transmissions for the mobile stations over the signature domain instead of just over the time domain. Consequently, the present invention significantly shortens the random access delays caused by collisions or erroneous arrivals at base station receivers, and also significantly reduces the interval between random access re-transmissions, which increases the random access system's throughput efficiency.

In another embodiment of the present invention, the random access re-transmissions for the mobile stations are again randomized over the signature domain (as in the above embodiment). However, in this exemplary embodiment, the mobile station attempting to gain access determines just when to re-transmit the random access request packet. For example, an algorithm executed in the mobile station (by a local microprocessor) can determine the elapsed time between the re-transmissions (τ_d), while taking into consideration certain performance factors, such as power control, channel conditions, interference levels at the base station, type of service

-15-

being requested, priority levels, etc. As such, the time-out period for a mobile station can vary according to operational conditions.

5 In yet another embodiment of the present invention, the random access re-transmissions for the mobile stations are randomized over both the signature domain and time domain. Consequently, the maximum time-out period (τ_d) between transmissions is shorter than prior time-out periods. In other words, a signature for a random access request transmission can be selected at random from the set of available signatures provided by the target base station, and the time-out delay (τ_d) can be selected at random from the interval $\{0, T_d\}$. Consequently, the time-out period (τ_d)
10 can be significantly shorter than prior art time-out periods. Preferably, this exemplary embodiment is for those cases where the base station's set of available signatures is relatively small (i.e., relatively few signatures are available for use).

Although a preferred embodiment of the method and apparatus of the present invention has been illustrated in the accompanying Drawings and described in the
15 foregoing Detailed Description, it will be understood that the invention is not limited to the embodiment disclosed, but is capable of numerous rearrangements, modifications and substitutions without departing from the spirit of the invention as set forth and defined by the following claims.

-16-

WHAT IS CLAIMED IS:

1. A method for processing random access requests in a mobile communications system, comprising the steps of:

a mobile station transmitting a first random access request for receipt by a base station;

said mobile station determining if said first random access request has been received by said base station; and

if said mobile station determines that said first random access request has not been received, randomly selecting a signature code from a plurality of signature codes, associating said selected signature code with a signature field for said first random access request, and re-transmitting said first random access request with said signature field including said selected signature code.

2. The method of Claim 1, wherein said selected signature code is orthogonal to at least one of said plurality of signature codes.

3. The method of Claim 1, wherein said determining step comprises the step of waiting a predetermined time for an acknowledgment message from said base station.

4. The method of Claim 3, wherein said predetermined time comprises a predetermined time-out interval.

5. The method of Claim 3, wherein said predetermined time is determined by at least one network performance factor.

6. The method of Claim 3, wherein said predetermined time is randomly selected by said mobile station.

7. The method of Claim 6, wherein said predetermined time is randomly selected from a time-out interval $\{0, T_d\}$.

-17-

8. The method of Claim 1, wherein said signature field comprises a preamble.

9. The method of Claim 1, wherein said mobile communications system comprises a spread spectrum mobile communications system.

5 10. The method of Claim 1, wherein said mobile communications system comprises a Code Division Multiple Access mobile communications system.

11. A system for processing random access requests in a mobile communications system, comprising:

a base station; and

10 a mobile station coupled to said base station by a radio air interface, said mobile station including:

means for transmitting a first random access request for receipt by said base station;

15 means for determining if said first random access request has been received by said base station; and

means for randomly selecting a signature code from a plurality of signature codes, associating said selected signature code with a signature field for said first random access request, and re-transmitting said first random access request with said signature field including said selected signature code, if said mobile station determines
20 that said first random access request has not been received.

12. The system of Claim 11, wherein said selected signature code is orthogonal to at least one of said plurality of signature codes.

13. The system of Claim 11, wherein said means for determining comprises means for waiting a predetermined time for an acknowledgment message from said
25 base station.

-18-

14. The system of Claim 13, wherein said predetermined time comprises a predetermined time-out interval.

15. The system of Claim 13, wherein said predetermined time is determined by at least one network performance factor.

5 16. The system of Claim 13, wherein said predetermined time is randomly selected by said mobile station.

17. The system of Claim 16, wherein said predetermined time is randomly selected from a time-out interval $\{0, T_d\}$.

10 18. The system of Claim 11, wherein said signature field comprises a preamble.

19. The system of Claim 11, wherein said mobile communications system comprises a spread spectrum mobile communications system.

20. The system of Claim 11, wherein said mobile communications system comprises a Code Division Multiple Access mobile communications system

1 / 4

FIG.1

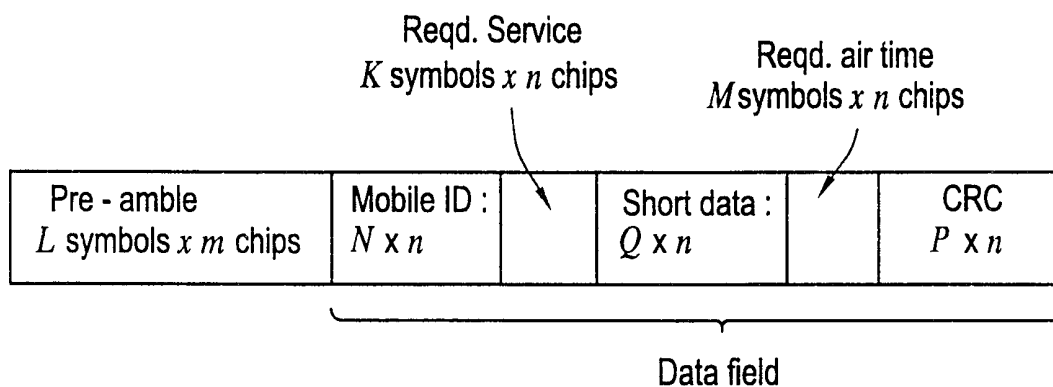


FIG.2

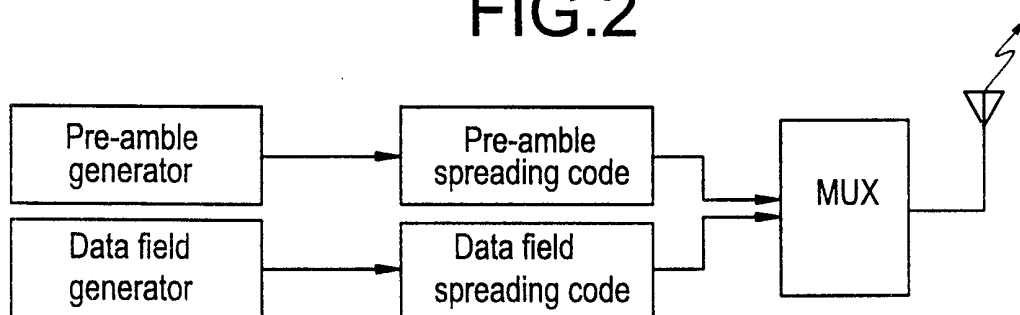
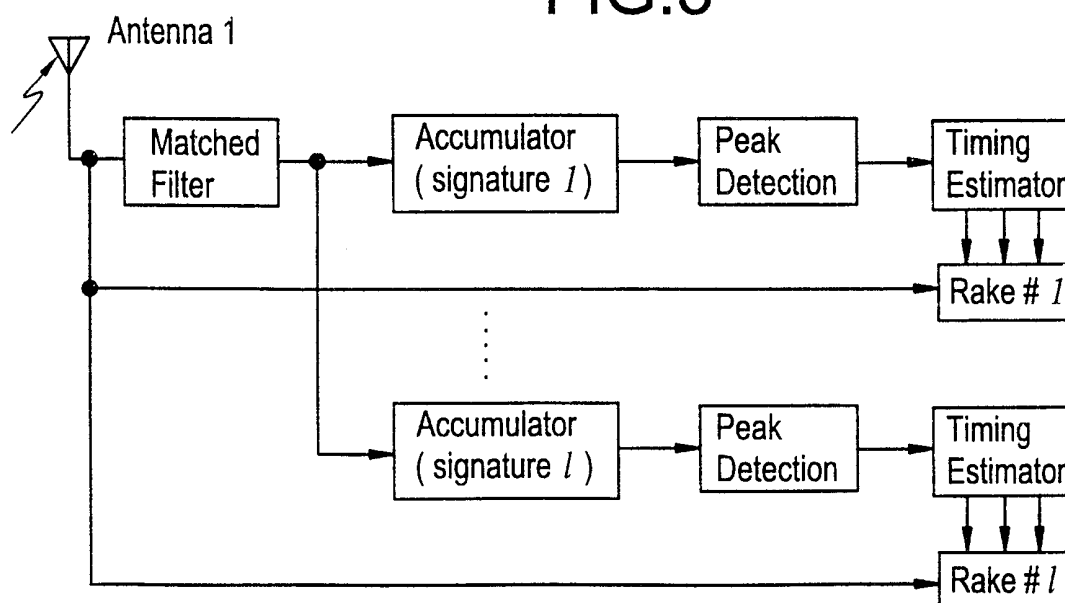


FIG.3



2 / 4

FIG.4

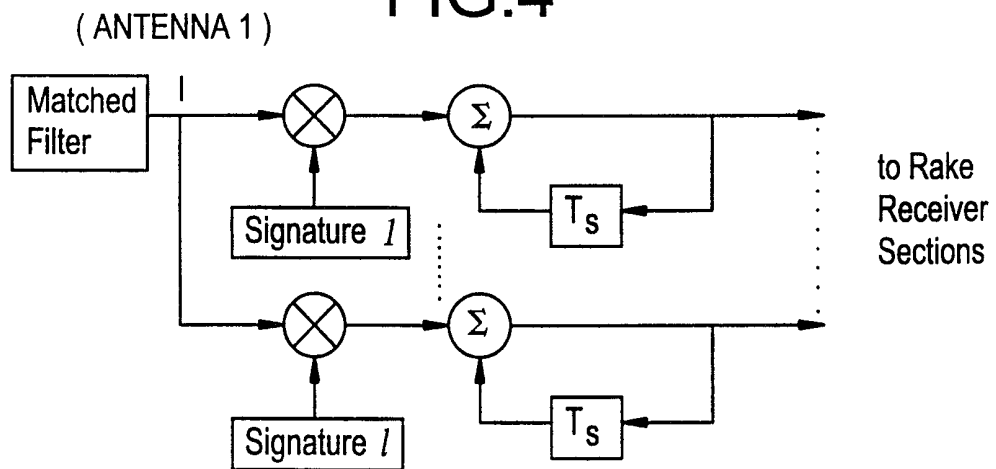


FIG.5

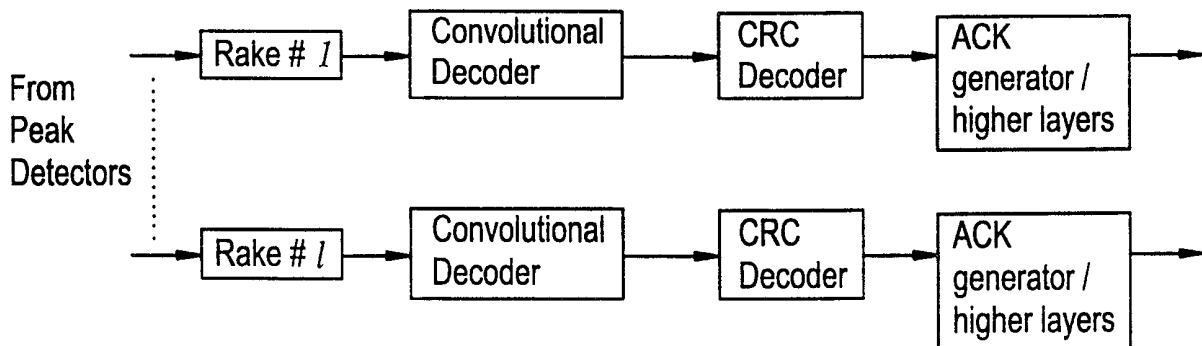
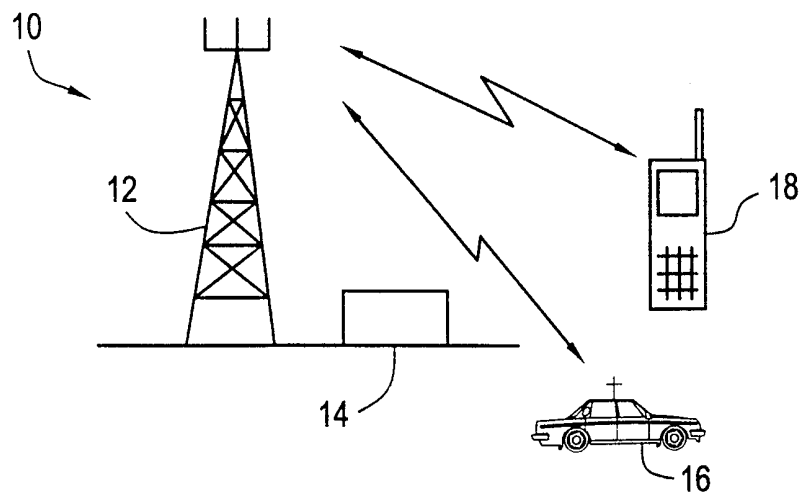


FIG.6



3 / 4

FIG.7

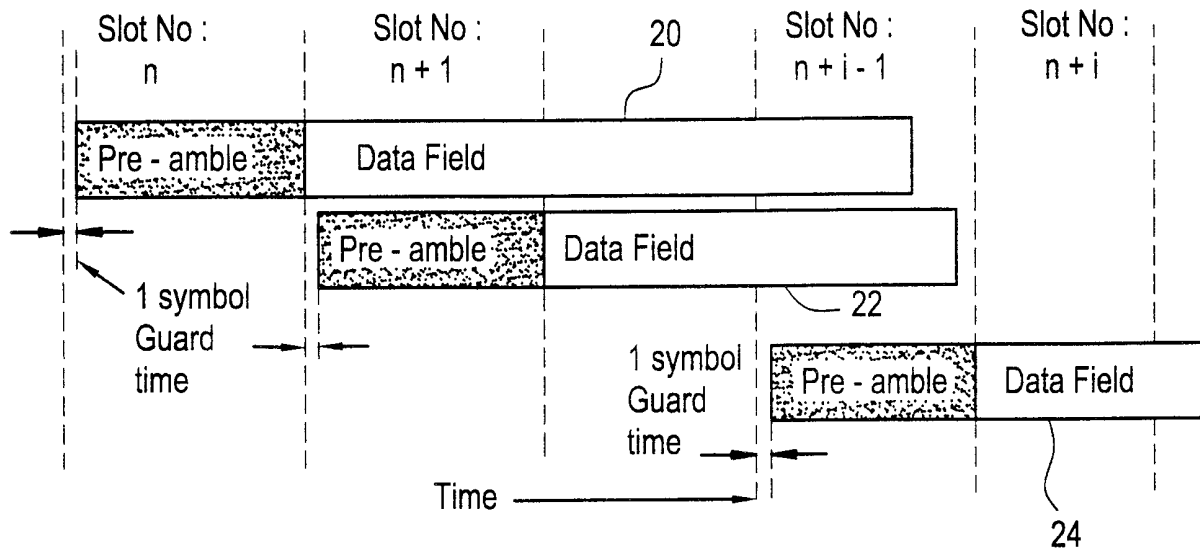
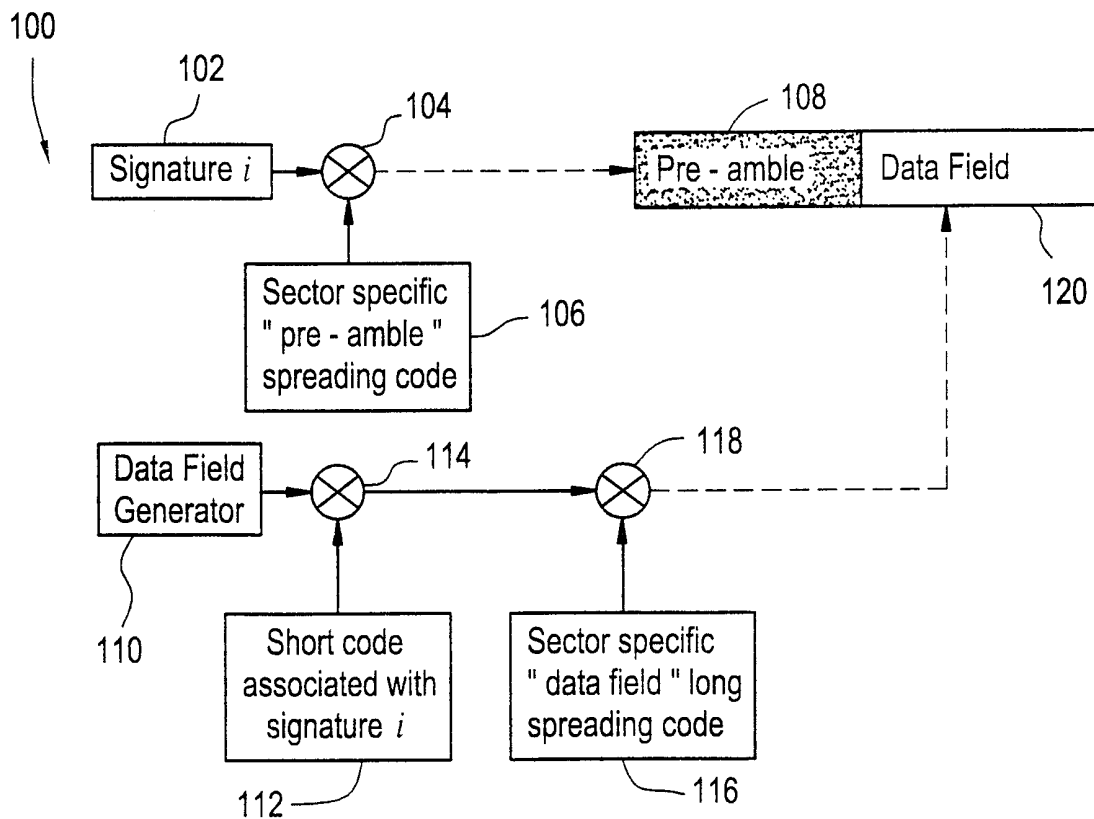
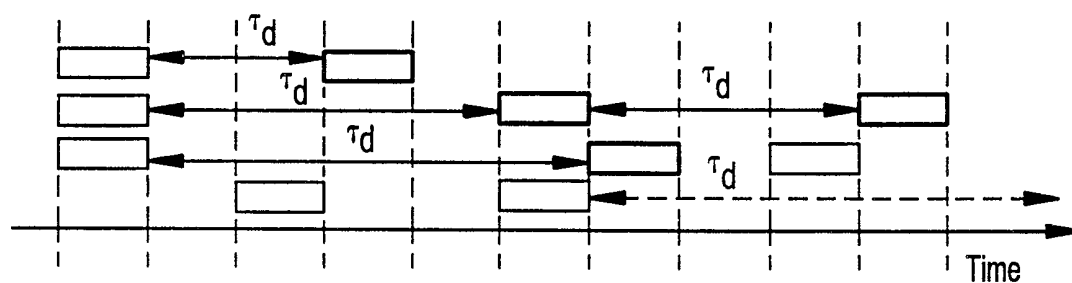


FIG.8



4 / 4

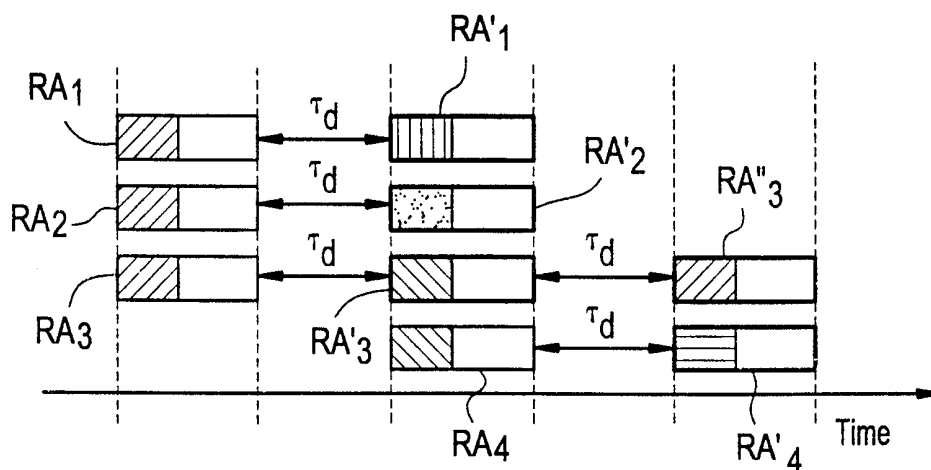
FIG.9



RA packets : Initial RA attempt
 τ_d = Randomly selected time - out period

Re - transmission

FIG.10



RA packets :

Initial RA attempt

Re - transmission

Signature associated with the RA, different shading indicates different signature

τ_d = Time - out period

INTERNATIONAL SEARCH REPORT

Int. l. Application No

PCT/SE 99/01495

A. CLASSIFICATION OF SUBJECT MATTER
IPC 7 H04Q7/38

According to International Patent Classification (IPC) or to both national classification and IPC

B. FIELDS SEARCHED

Minimum documentation searched (classification system followed by classification symbols)

IPC 7 H04Q

Documentation searched other than minimum documentation to the extent that such documents are included in the fields searched

Electronic data base consulted during the international search (name of data base and, where practical, search terms used)

C. DOCUMENTS CONSIDERED TO BE RELEVANT

Category *	Citation of document, with indication, where appropriate, of the relevant passages	Relevant to claim No.
X A	WO 98 18280 A (ERICSSON TELEFON AB L M) 30 April 1998 (1998-04-30) cited in the application page 2, line 14 - line 23 page 3, line 25 -page 4, line 10 page 6, line 22 -page 7, line 8 page 8, line 15 - line 20 page 10, line 4 -page 11, line 15 abstract; claims 1,2,4 -----	1-3,6, 8-13,16, 18-20 4,5,7, 14,15,17
A	EP 0 633 671 A (NOKIA MOBILE PHONES LTD) 11 January 1995 (1995-01-11) column 3, line 45 -column 4, line 10 column 4, line 55 -column 5, line 3 column 6, line 16 - line 57 column 8, line 37 -column 9, line 25 abstract -----	1,2,9,10

☐ Further documents are listed in the continuation of box C.

Patent family members are listed in annex.

* Special categories of cited documents :

"A" document defining the general state of the art which is not considered to be of particular relevance

"E" earlier document but published on or after the international filing date

"L" document which may throw doubts on priority claim(s) or which is cited to establish the publication date of another citation or other special reason (as specified)

"O" document referring to an oral disclosure, use, exhibition or other means

"P" document published prior to the international filing date but later than the priority date claimed

"T" later document published after the international filing date or priority date and not in conflict with the application but cited to understand the principle or theory underlying the invention

"X" document of particular relevance; the claimed invention cannot be considered novel or cannot be considered to involve an inventive step when the document is taken alone

"Y" document of particular relevance; the claimed invention cannot be considered to involve an inventive step when the document is combined with one or more other such documents, such combination being obvious to a person skilled in the art.

"&" document member of the same patent family

Date of the actual completion of the international search

14 December 1999

Date of mailing of the international search report

21/12/1999

Name and mailing address of the ISA

European Patent Office, P.B. 5818 Patentlaan 2
NL - 2280 HV Rijswijk
Tel. (+31-70) 340-2040, Tx. 31 651 epo nl,
Fax: (+31-70) 340-3016

Authorized officer

Coppieters, S

INTERNATIONAL SEARCH REPORT

information on patent family members

International Application No

PCT/SE 99/01495

Patent document cited in search report	Publication date	Patent family member(s)	Publication date
WO 9818280 A	30-04-1998	AU 4732397 A EP 0932996 A	15-05-1998 04-08-1999
EP 0633671 A	11-01-1995	JP 7059161 A US 5577024 A	03-03-1995 19-11-1996