



US00D687308S

(12) **United States Design Patent**  
**Lauret**

(10) **Patent No.:** **US D687,308 S**

(45) **Date of Patent:** **\*\* Aug. 6, 2013**

- (54) **BOTTLE**
- (75) Inventor: **Richard Lauret**, Vienne-en-Arthies (FR)
- (73) Assignee: **Saverglass Inc.**, Ramsey, NJ (US)
- (\*\*) Term: **14 Years**
- (21) Appl. No.: **29/412,083**
- (22) Filed: **Jan. 30, 2012**
- (51) **LOC (9) Cl.** ..... **09-01**
- (52) **U.S. Cl.**  
USPC ..... **D9/558; D9/544; D9/560; D9/574**
- (58) **Field of Classification Search**  
USPC ..... **D9/766-767, 770, 503-505, 529-530, D9/539-546, 549, 552, 558, 660, 571-575; 215/379, 381-382, 384; 220/660, 662, 669, 220/675**

See application file for complete search history.

(56) **References Cited**

**U.S. PATENT DOCUMENTS**

D54,197 S *	11/1919	Connor	.....	D9/767
D60,370 S *	2/1922	Raynor	.....	D9/767
D342,903 S *	1/1994	Ricci	.....	D9/545
D411,460 S *	6/1999	Nobuto	.....	D9/560
D414,426 S *	9/1999	Bakic	.....	D9/544
D431,779 S *	10/2000	Nosella	.....	D9/558 X
D434,331 S *	11/2000	Fling et al.	.....	D9/545
D462,274 S *	9/2002	Potts et al.	.....	D9/558
D474,406 S *	5/2003	Kaposi	.....	D9/505
D531,046 S *	10/2006	Moretti	.....	D9/574
D536,256 S *	2/2007	Nagata	.....	D9/558 X
D540,193 S *	4/2007	Schimminger	.....	D9/766
D545,685 S *	7/2007	Henderson	.....	D9/560
D546,701 S *	7/2007	Henderson	.....	D9/560

D550,080 S *	9/2007	Rica	.....	D9/500
D550,094 S *	9/2007	Henderson	.....	D9/560
D563,233 S *	3/2008	Patzak	.....	D9/574 X
D565,421 S *	4/2008	De Baschmakoff	.....	D9/558
D584,631 S *	1/2009	Van Well	.....	D9/544
D586,659 S *	2/2009	Delbon	.....	D9/546
D587,586 S *	3/2009	Patzak	.....	D9/529
D592,061 S *	5/2009	Rica	.....	D9/500
D594,343 S *	6/2009	Leruste	.....	D9/560
D606,414 S *	12/2009	Rica	.....	D9/544
D622,601 S *	8/2010	Potts	.....	D9/544
D626,423 S *	11/2010	Lauret	.....	D9/574

\* cited by examiner

*Primary Examiner* — Carol P Rademaker

(74) *Attorney, Agent, or Firm* — Fross Zelnick Lehrman & Zissu, P.C.; Charles T. J. Weigell, Esq.

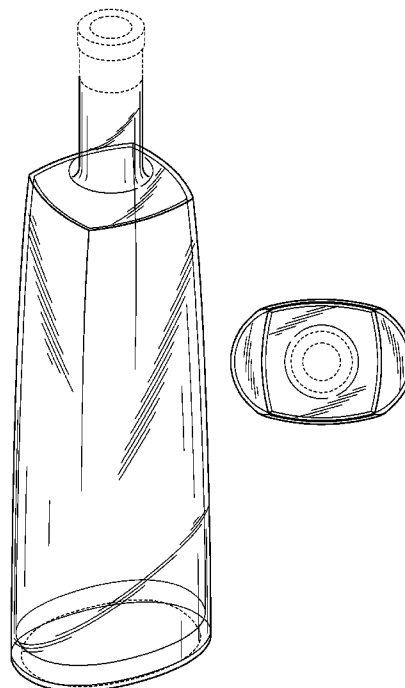
(57) **CLAIM**

The ornamental design for a bottle, as shown and described.

**DESCRIPTION**

FIG. 1 is a top, front, left side perspective view of a bottle showing my new design;  
 FIG. 2 is a front elevational view thereof, the rear elevational view being identical;  
 FIG. 3 is a left side elevational view thereof, the right side elevational view being identical;  
 FIG. 4 is a top plan view thereof; and,  
 FIG. 5 is a bottom plan view thereof.  
 The broken lines shown in the drawings of the upper neck and pour spout portion and of the recessing, central bottom surface portion are included for the purpose of illustrating environmental structure and form no part of the claimed design.

**1 Claim, 3 Drawing Sheets**



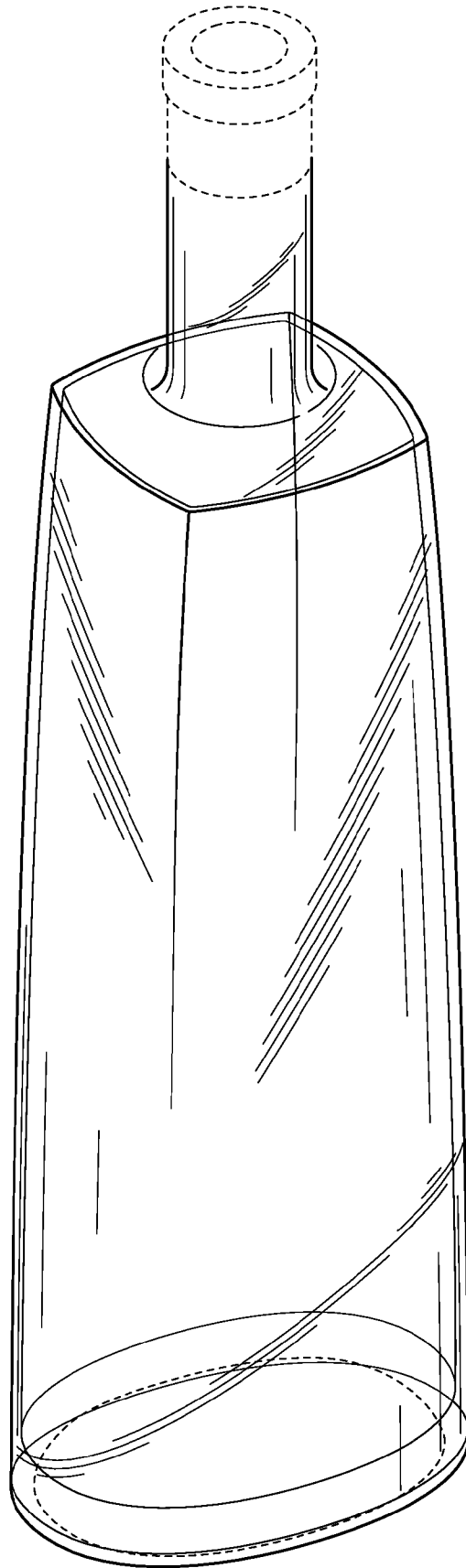


FIG. 1

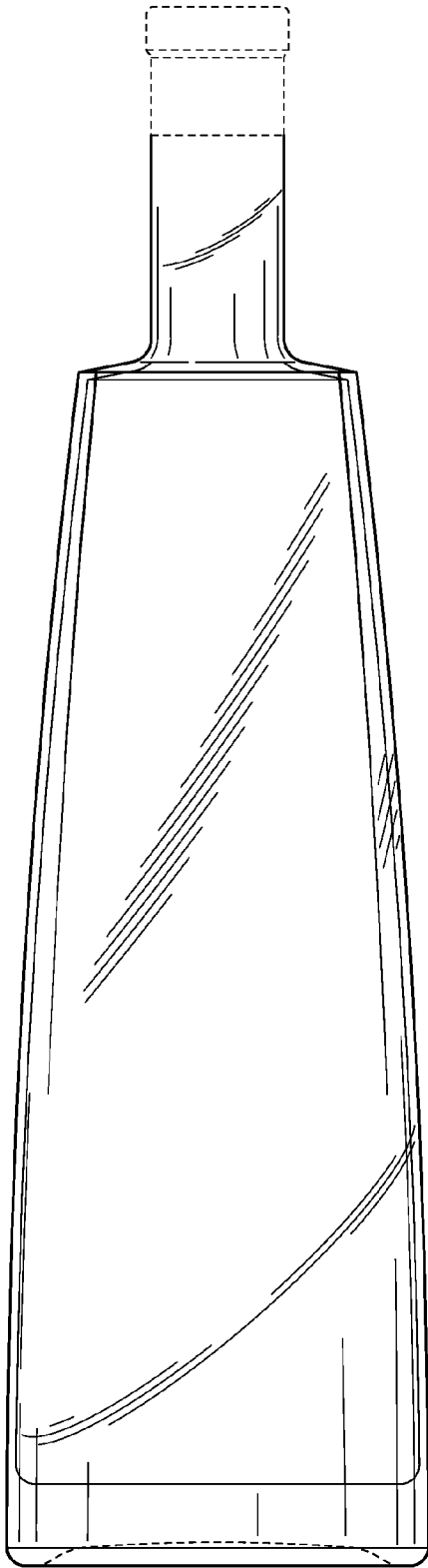


FIG. 2

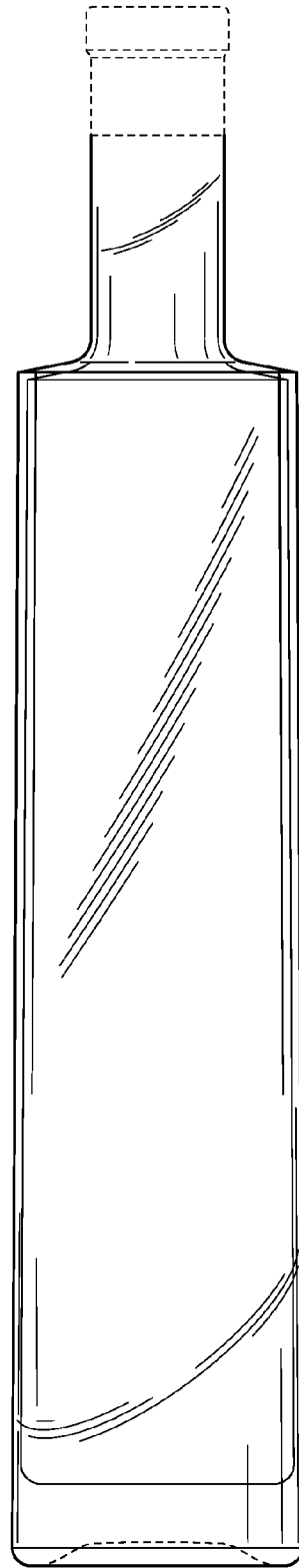


FIG. 3

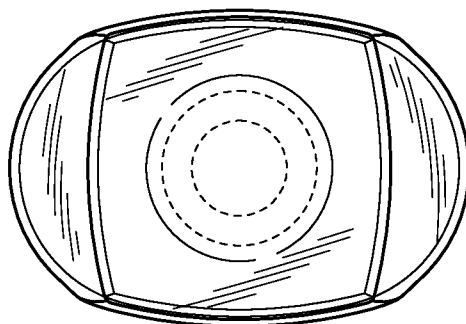


FIG. 4

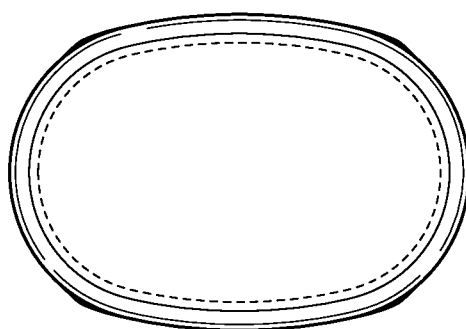


FIG. 5