(No Model.)

R. SEHRKE.

TOY.

No. 456,251. Patented July 21, 1891.

FIG. 1.

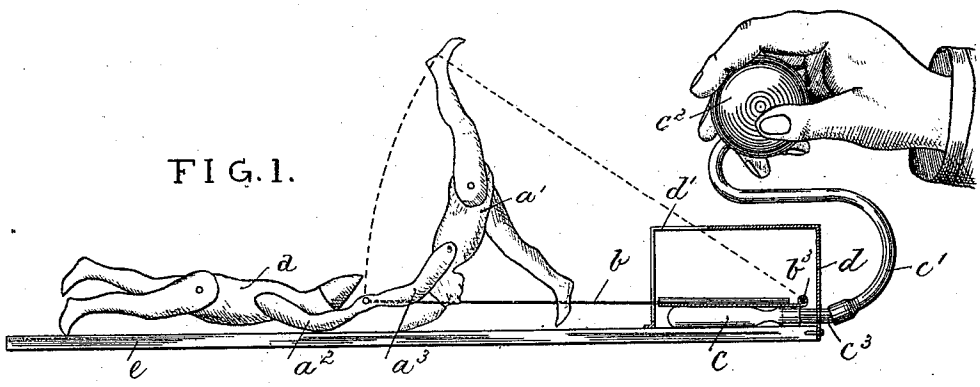

FIG. 2.

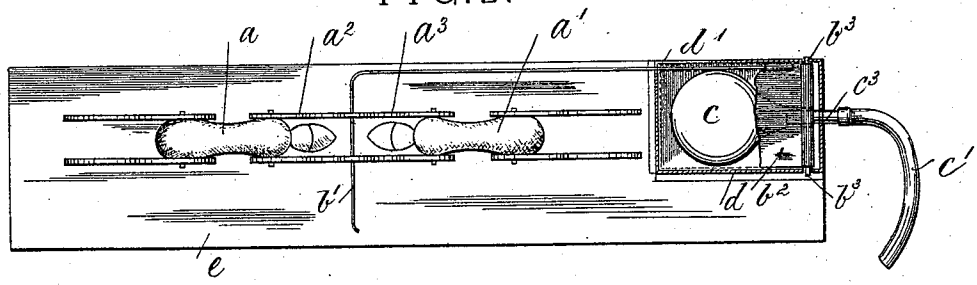

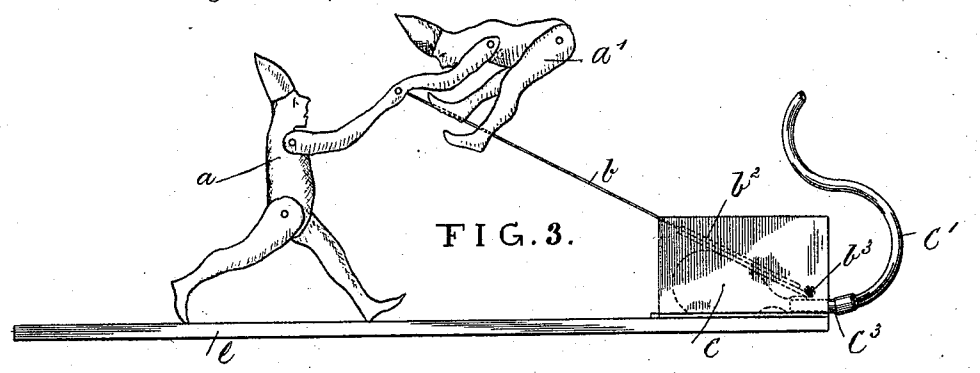

FIG. 3.

FIG. 4.

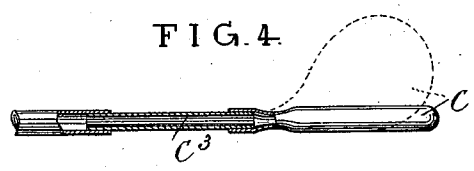

Witnesses:
Eustace W. Hopkins
G. H. Dutton.

Inventor:
Richard Sehrke
By
Edwin A. Brydges
his Attorney

THE NORRIS PETERS CO., PHOTO-LITHO., WASHINGTON, D. C.

UNITED STATES PATENT OFFICE.

RICHARD SEHRKE, OF BERLIN, GERMANY, ASSIGNOR TO RUDOLPH KLEIN AND LOUIS FROMM, BOTH OF SAME PLACE.

TOY.

SPECIFICATION forming part of Letters Patent No. 456,251, dated July 21, 1891.

Application filed December 24, 1890. Serial No. 375,746. (No model.)

To all whom it may concern:

Be it known that I, RICHARD SEHRKE, a subject of the German Emperor, and a resident of Berlin, in the Kingdom of Prussia, German Empire, have invented a certain new and Improved Toy, of which the following is a full, clear, and exact description.

My improved toy consists of two figures, preferably painted as clowns, having the arms of each figure rigidly joined together, but pivoted to the respective bodies. The figures are suspended from a lever operated by an india-rubber bag, into which air is pressed, whereby the bag is expanded, thus raising the lever.

In order to make my invention more clear, I refer to the accompanying drawings, in which similar letters denote similar parts throughout the several views.

Figure 1 is an elevation of the toy, showing the casing covering the bag in section. Fig. 2 is a plan with said casing and lever-plate partially in section. Fig. 3 is a side elevation with the lever in the raised position. Fig. 4 is a detail view of the rubber bag.

$a\,a'$ are the two figures, having the legs and arms pivoted to the bodies, as shown. The arms a^2 a^3 of the said figures are rigidly joined together or made of one piece. The two figures swing on the bent end b' of the lever b, which passes through a hole at that point of the arms where the hands join. The lever b has at its other end a plate b^2, which rests on the rubber bag c, said plate being rigidly attached to the lever and pivoted in the sides of the casing at b^3. The lever b may move freely up and down on its pivot by means of the slit d' in the casing d. The rubber bag c has at its neck a short piece of pipe c^3, by which it is held down on the stand e of the toy by means of a hook-staple or in any other convenient manner. This bag c is further connected to a rubber ball c^2 by means of a rubber or other elastic tube c'.

The toy operates in the following manner: By pressing the ball c^2 air is pressed into the bag c, which swells out, raising the plate b^2 and lever b, thus operating the figures. Thus by pressing the air slowly into the bag c the figures may be raised slowly from a sitting into a standing posture, while on pressing and releasing it from pressure quickly the figures will be caused to make the most extraordinary and amusing evolutions, as illustrated in Figs. 1 and 3.

It is obvious that instead of clowns I can arrange figures of animals, or that, instead of attaching a plate b^2 to the lever b, I can arrange the lever to pass over the center of the bag without a plate and without departing from the nature of my invention.

Having now particularly described and ascertained the nature of my said invention and manner in which the same is to be performed, what I claim, and desire to secure by Letters Patent, is—

1. The expansive bag c, in combination with the swinging lever b, pivoted to the stand e and having suspended at its other end two figures having their arms of one piece or rigidly connected together, in the manner and for the purpose substantially as described.

2. The expansive rubber bag c, attached to the stand e of the toy and connected with the ball c^2 by means of the pipes c' c^3, as described, in combination with the lever b, having plate b^2 pivoted at its one end and having at its other end b' two figures $a\,a'$ suspended thereon, in the manner and for the purpose substantially as described.

In witness whereof I have hereunto signed my name in the presence of two subscribing witnesses.

RICHARD SEHRKE.

Witnesses:
ARTHUR BAERMANN,
RICHARD F. KANTZ.