



US00D926834S

(12) **United States Design Patent** (10) **Patent No.:** **US D926,834 S**  
**Block et al.** (45) **Date of Patent:** **\*\* Aug. 3, 2021**

(54) **CREASING RULE FOR PAPERBOARD  
BLANKS**

OTHER PUBLICATIONS

(71) Applicant: **The C.W. Zumbiel Company**, Hebron,  
KY (US)

Seaga Group, Creasing Rule, web site print out, 1 pg., Feb. 24,  
2017.

(Continued)

(72) Inventors: **Steven J. Block**, Amelia, OH (US);  
**Edward A. Zumbiel**, Union, KY (US)

*Primary Examiner* — Khawaja Anwar  
(74) *Attorney, Agent, or Firm* — Wood Herron & Evans  
LLP

(73) Assignee: **The C.W. Zumbiel Company**, Hebron,  
KY (US)

(57) **CLAIM**

(\*\*) Term: **15 Years**

The ornamental design for a creasing rule for paperboard  
blanks, as shown and described.

(21) Appl. No.: **29/654,271**

**DESCRIPTION**

(22) Filed: **Jun. 22, 2018**

**Related U.S. Application Data**

(62) Division of application No. 29/576,364, filed on Sep.  
2, 2016, now abandoned.

(51) **LOC (13) Cl.** ..... **15-03**

(52) **U.S. Cl.** ..... **D15/127**  
USPC .....

(58) **Field of Classification Search**  
USPC ..... D15/127-129, 122, 138, 139-141;  
D8/44, 51, 68; D19/32, 26-30, 49, 100;  
D18/34.1-34.9, 50, 53, 99

(Continued)

(56) **References Cited**

**U.S. PATENT DOCUMENTS**

1,847,147 A \* 3/1932 Thomas, Jr. .... H02G 3/06  
174/68.3

2,250,156 A \* 7/1941 Ferguson ..... H01R 4/026  
174/84 R

(Continued)

**FOREIGN PATENT DOCUMENTS**

GB 2530723 A 4/2016  
JP H09300299 A 11/1997

FIG. 1 is a front elevation view of a first embodiment,  
showing our new design;  
FIG. 1A is a perspective view of the embodiment of FIG. 1  
shown in a creasing assembly for environment;  
FIG. 2 is a front elevation view of a second embodiment,  
showing our new design;  
FIG. 2A is a perspective view of the embodiment of FIG. 2  
shown in a creasing assembly for environment;  
FIG. 3 is a front elevation view of a third embodiment,  
showing our new design;  
FIG. 3A is a perspective view of the embodiment of FIG. 3  
shown in a creasing assembly for environment;  
FIG. 4 is a front elevation view of a fourth embodiment,  
showing our new design;  
FIG. 4A is a perspective view of the embodiment of FIG. 4  
shown in a creasing assembly for environment;  
FIG. 5 is a front elevation view of a fifth embodiment,  
showing our new design;  
FIG. 5A is a perspective view of the embodiment of FIG. 5  
shown in a creasing assembly for environment;  
FIG. 6 is a front elevation view of a sixth embodiment,  
showing our new design;  
FIG. 6A is a perspective view of the embodiment of FIG. 6  
shown in a creasing assembly for environment;  
FIG. 7 is a front elevation view of a second embodiment,  
showing our new design;

(Continued)

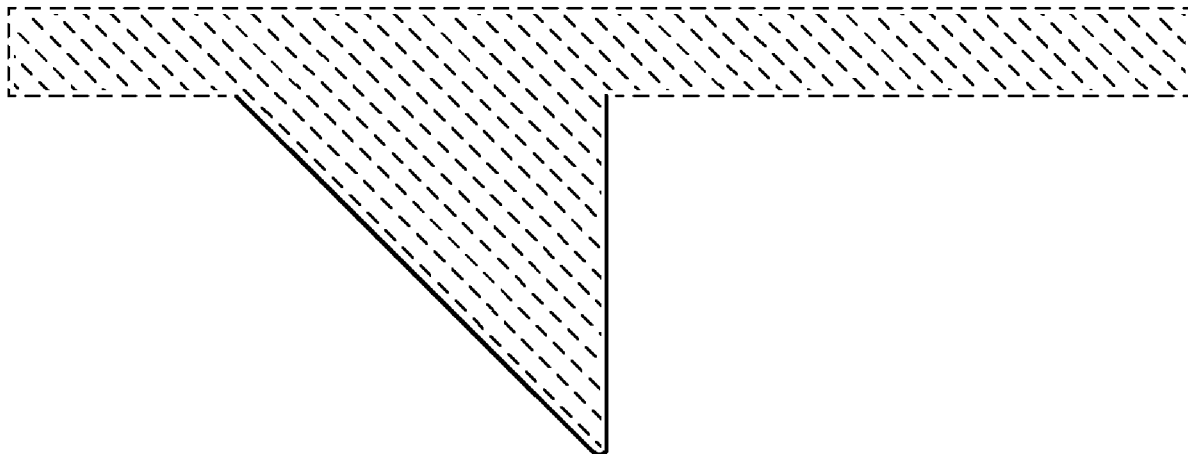


FIG. 7A is a perspective view of the embodiment of FIG. 7 shown in a creasing assembly for environment;  
 FIG. 8 is a front elevation view of a third embodiment, showing our new design;  
 FIG. 8A is a perspective view of the embodiment of FIG. 8 shown in a creasing assembly for environment;  
 FIG. 9 is a front elevation view of a fourth embodiment, showing our new design;  
 FIG. 9A is a perspective view of the embodiment of FIG. 9 shown in a creasing assembly for environment;  
 FIG. 10 is a front elevation view of a fifth embodiment, showing our new design;  
 FIG. 10A is a perspective view of the embodiment of FIG. 10 shown in a creasing assembly for environment;  
 FIG. 11 is a front elevation view of a sixth embodiment, showing our new design;  
 FIG. 11A is a perspective view of the embodiment of FIG. 11 shown in a creasing assembly for environment;  
 FIG. 12 is a front elevation view of a sixth embodiment, showing our new design; and,  
 FIG. 12A is a perspective view of the embodiment of FIG. 12 shown in a creasing assembly for environment.

**1 Claim, 12 Drawing Sheets**

(58) **Field of Classification Search**

CPC ..... B23P 19/04; B23P 15/28; B23P 15/34;  
 B23P 6/00; B23Q 9/0042; B23Q 11/0046;  
 B23Q 11/0057; B23Q 11/1069; B23Q  
 17/2409; B23Q 3/1554; B23Q 7/001;  
 B24D 18/00; B24D 3/00; B24D 3/06;  
 B29C 64/386; B29C 2035/0822; B29C  
 2035/0827; B29C 2035/0833; B29C  
 2035/0838; B29C 2035/0844; B29C  
 2071/022; B29C 2947/92695; B29C  
 2947/92704; B29C 35/0805; B29C 35/16;  
 B29C 47/0002; B29C 47/0004; B29C  
 47/0009; B29C 47/0057; B29C 47/92;  
 B29C 64/00; B29C 64/106; B29C 64/129;  
 B29C 64/135; B29C 64/141; B29C  
 64/165; B29C 64/20; B29C 64/223; B29C  
 64/40; B29C 65/18; B29C 69/001; B29C  
 70/16; B29C 70/28; B29C 70/38; B29C  
 70/545; B29C 71/02

See application file for complete search history.

(56)

**References Cited**

U.S. PATENT DOCUMENTS

3,224,314	A *	12/1965	Wolnez .....	B26D 7/22	83/522.26
3,653,304	A	4/1972	Lenoir		
D245,831	S	9/1977	West et al.		
4,299,575	A *	11/1981	Carrow .....	B60Q 1/26	362/543
4,334,446	A *	6/1982	Field .....	B23B 29/043	407/40
4,458,936	A *	7/1984	Mulholland .....	B62D 35/001	296/180.4
D276,528	S	11/1984	Shaffer		
D277,864	S	3/1985	Hoffman, Jr. et al.		
4,693,535	A *	9/1987	Frode .....	H01M 2/24	429/160
4,831,345	A *	5/1989	Schiavone .....	H01P 5/12	29/846
4,963,126	A	10/1990	Jesch		
D343,398	S	1/1994	Dunn		
6,203,482	B1	3/2001	Sandford		
6,441,338	B1	8/2002	Rabinovich		
D616,317	S	5/2010	Yeh		
D660,365	S *	5/2012	Bengyak .....	D20/33	
D697,137	S *	1/2014	Bengyak .....	D20/33	
D778,353	S *	2/2017	Hamayde .....	D18/34.1	
D795,344	S *	8/2017	Cenzano .....	D19/32	
D818,787	S *	5/2018	Kitago .....	D8/44	
D820,329	S *	6/2018	Kanada .....	D15/139	
2005/0209075	A1	9/2005	Kocherga et al.		
2008/0108490	A1	5/2008	Kocherga et al.		
2010/0257987	A1	10/2010	Palm et al.		
2013/0029823	A1	1/2013	Zoeckler		
2014/0352509	A1	12/2014	Schroder		

OTHER PUBLICATIONS

Advanced Die Supplies, Creasing Rule, web site printout, 3 pgs., Feb. 24, 2017.  
 HD Stahl-Steel-Acier, HD Creasing Rules, web site printout, 3 pgs., Feb. 24, 2017.  
 Ameri-Ken, Steel Rule—Creasing, web site printout, 3 pgs., Feb. 24, 2017.  
 CITO Group, Hinge Crease, web site printout, 5 pgs., Feb. 24, 2017.  
 Rotalaser; Consumable Materials, web site printout, 3 pgs., Feb. 24, 2017.  
 UP Group, Creasing Rule, web site printout, 1 pg., Feb. 24, 2017.  
 FAG Graphic Systems, Creasing, Scoring, Folding, Embossing, Manual, 53 pgs., Undated.  
 Iggesund Paperboard, Die-culling and creasing, Manual, 24 pgs., Feb. 24, 2017.  
 International Searching Authority, PCT/US2017/064171; Search Report and Written Opinion, 12 pgs, dated Dec. 1, 2017.

\* cited by examiner

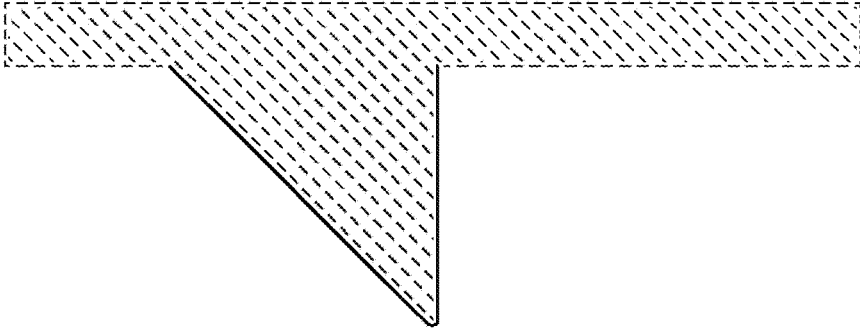


FIG. 1

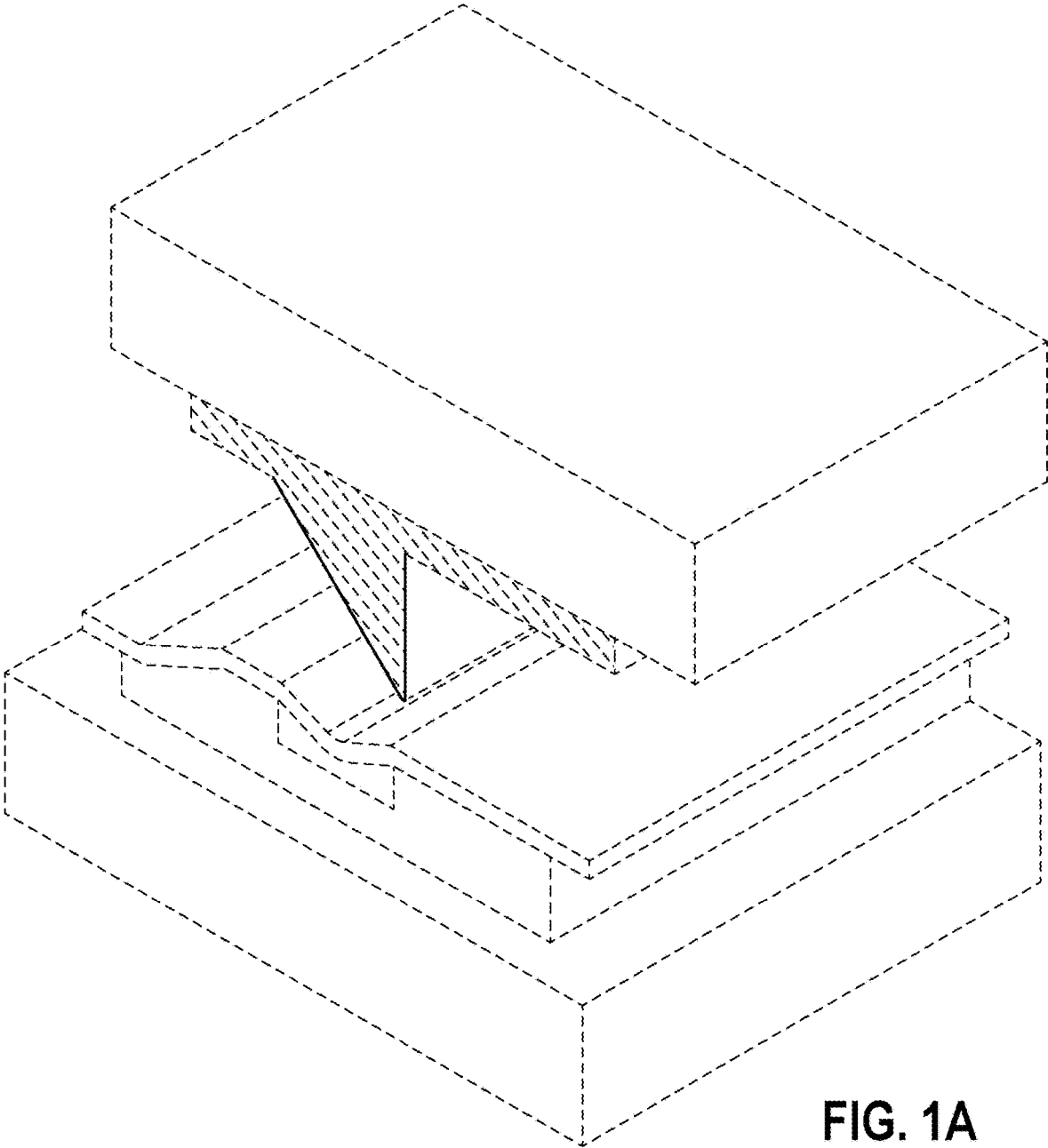


FIG. 1A

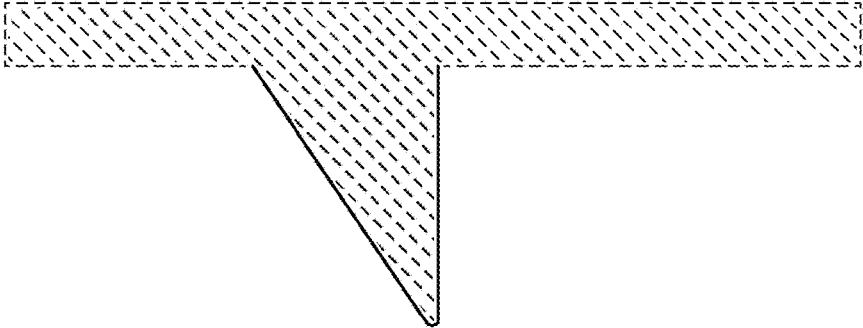


FIG. 2

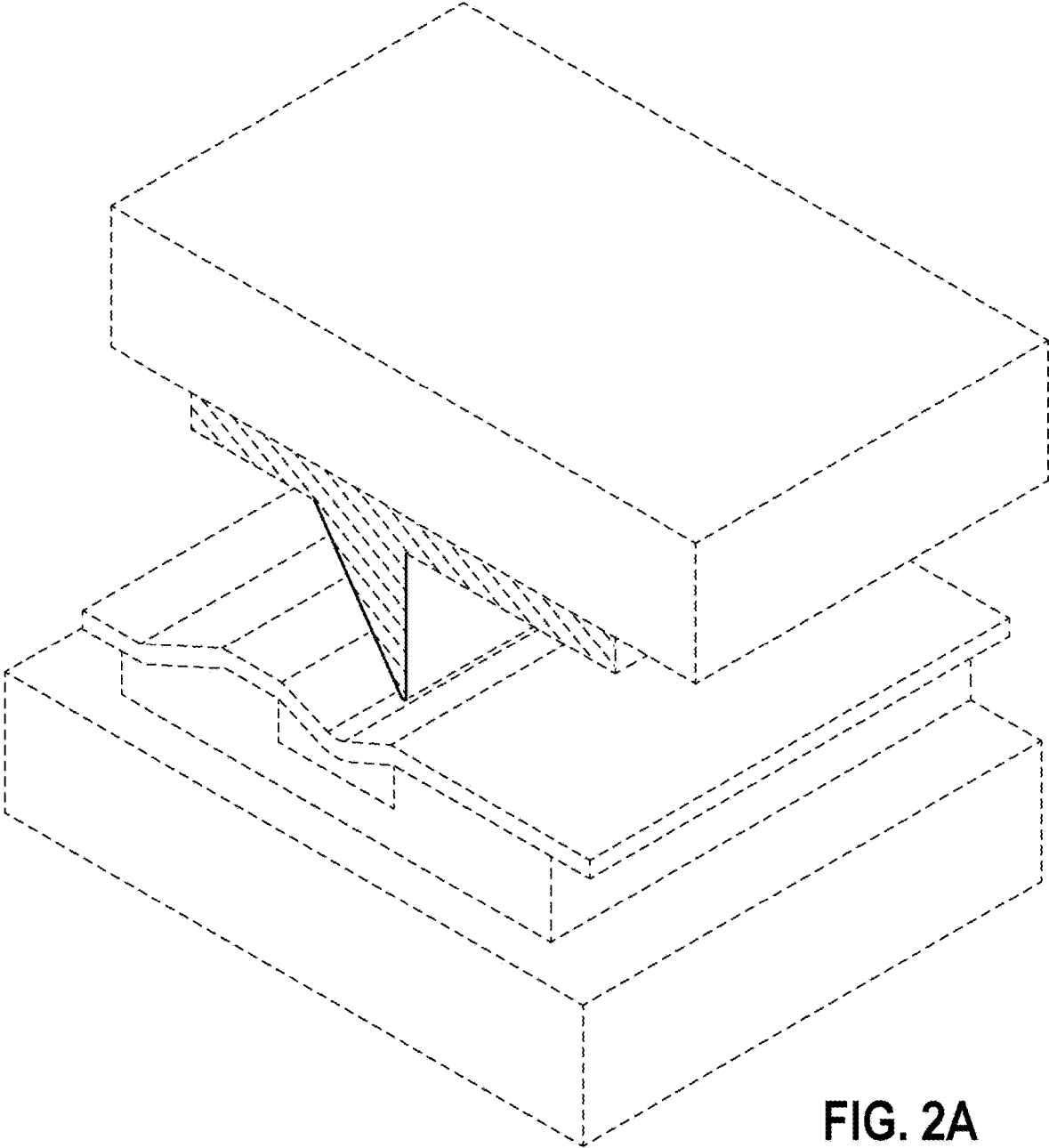


FIG. 2A

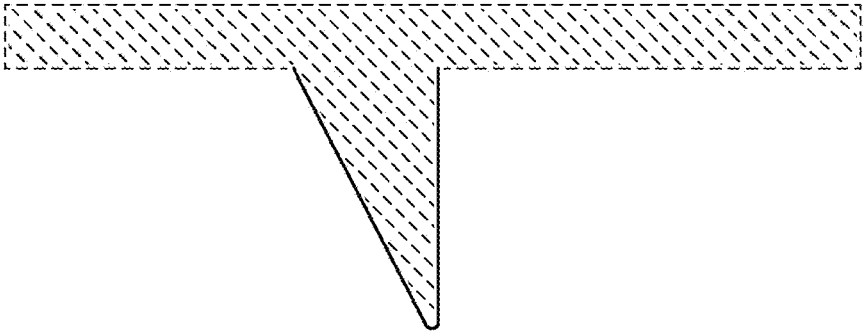


FIG. 3

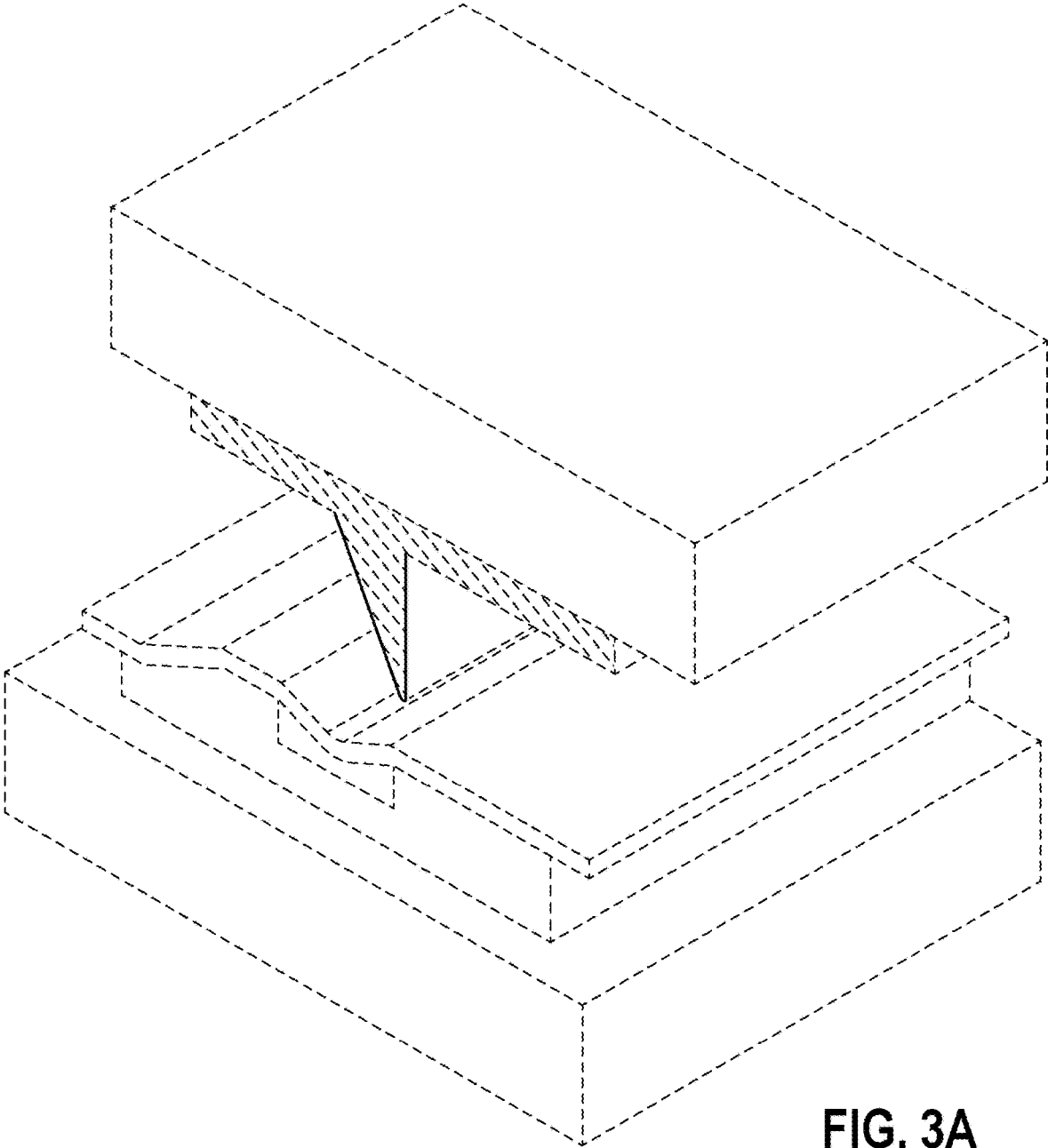


FIG. 3A

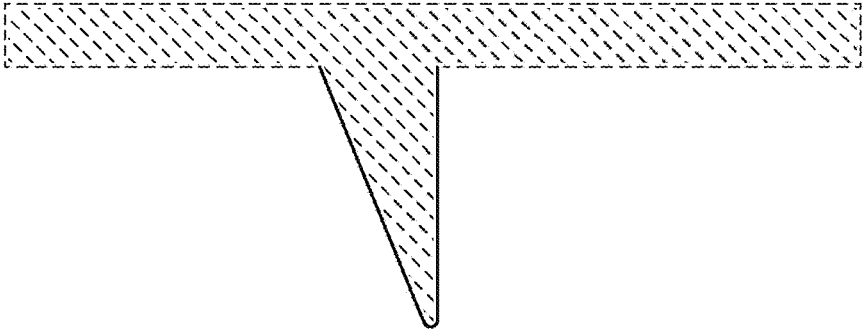


FIG. 4

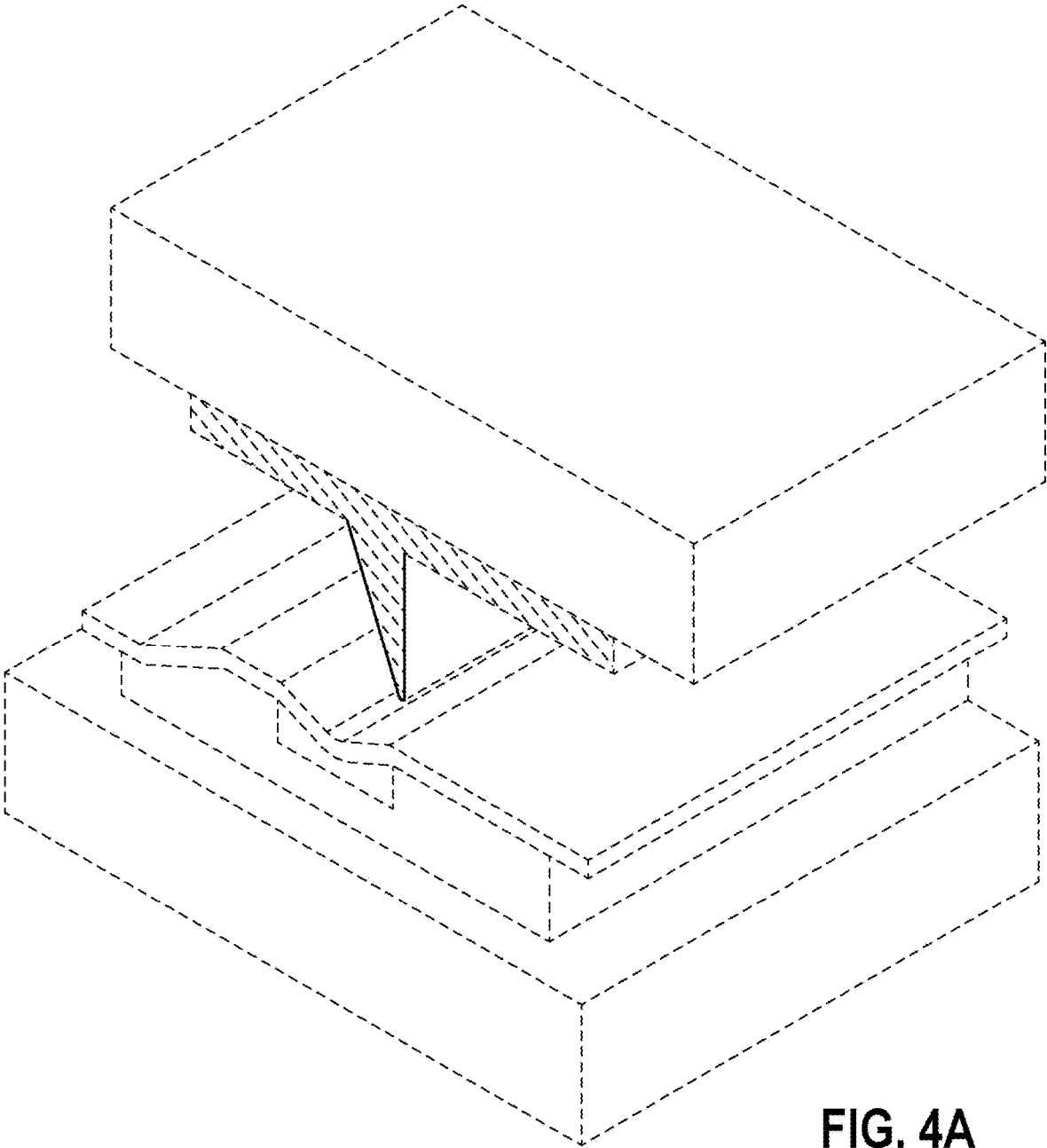


FIG. 4A

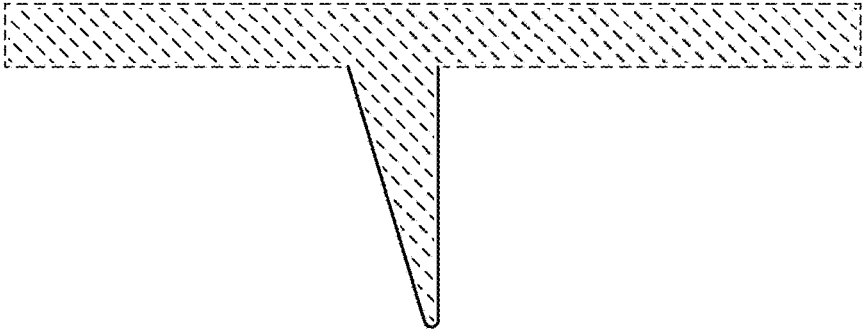


FIG. 5

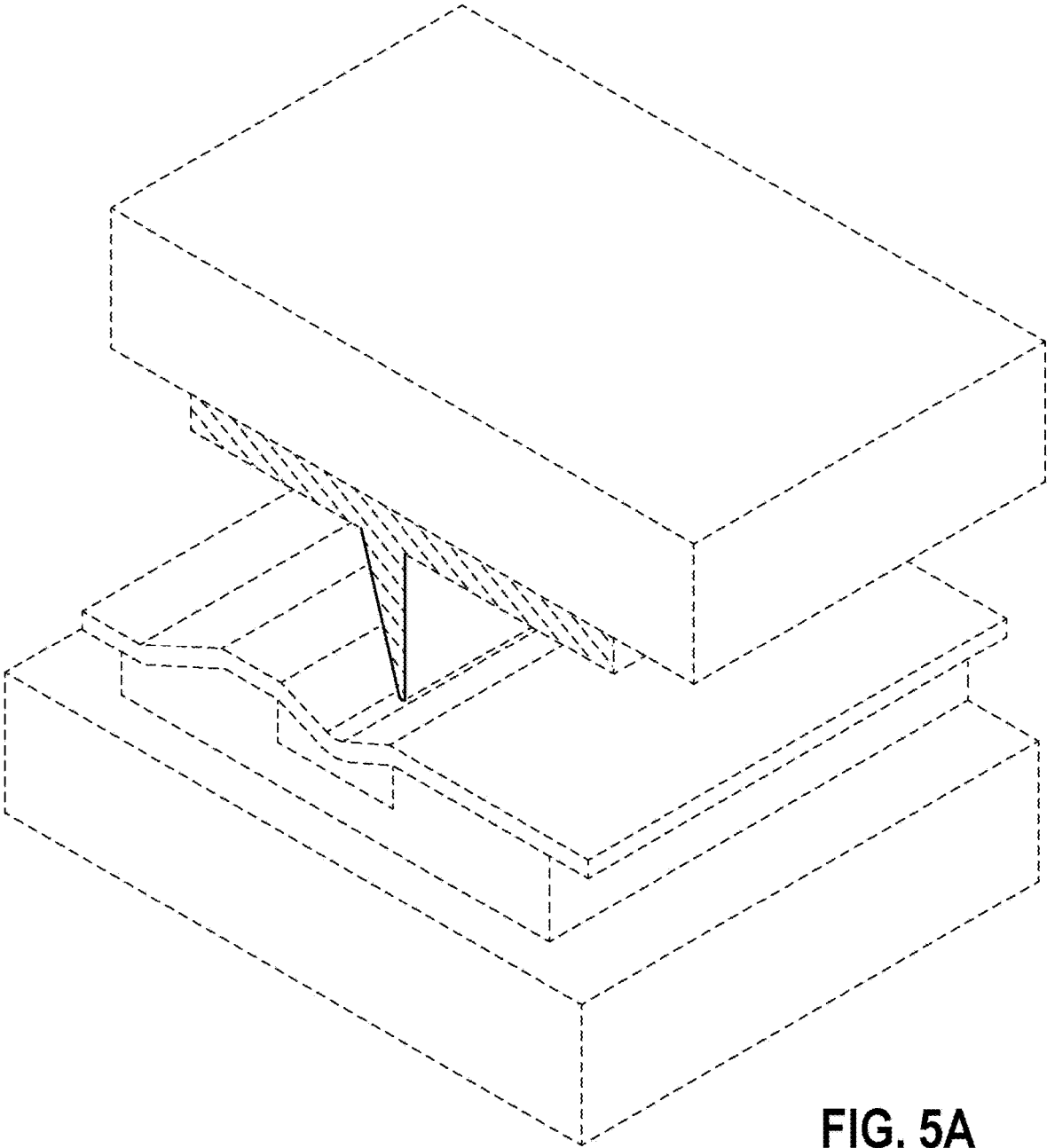


FIG. 5A

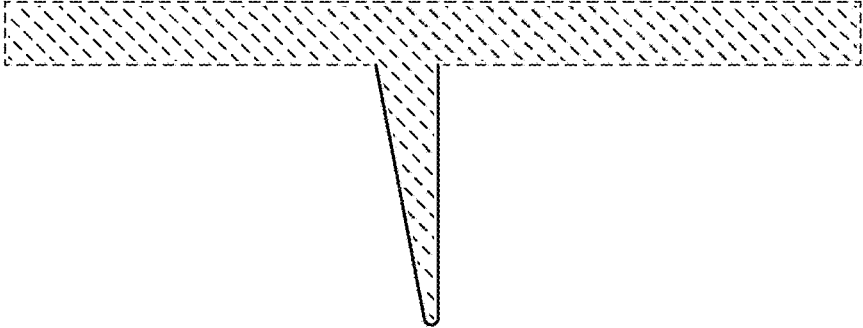


FIG. 6

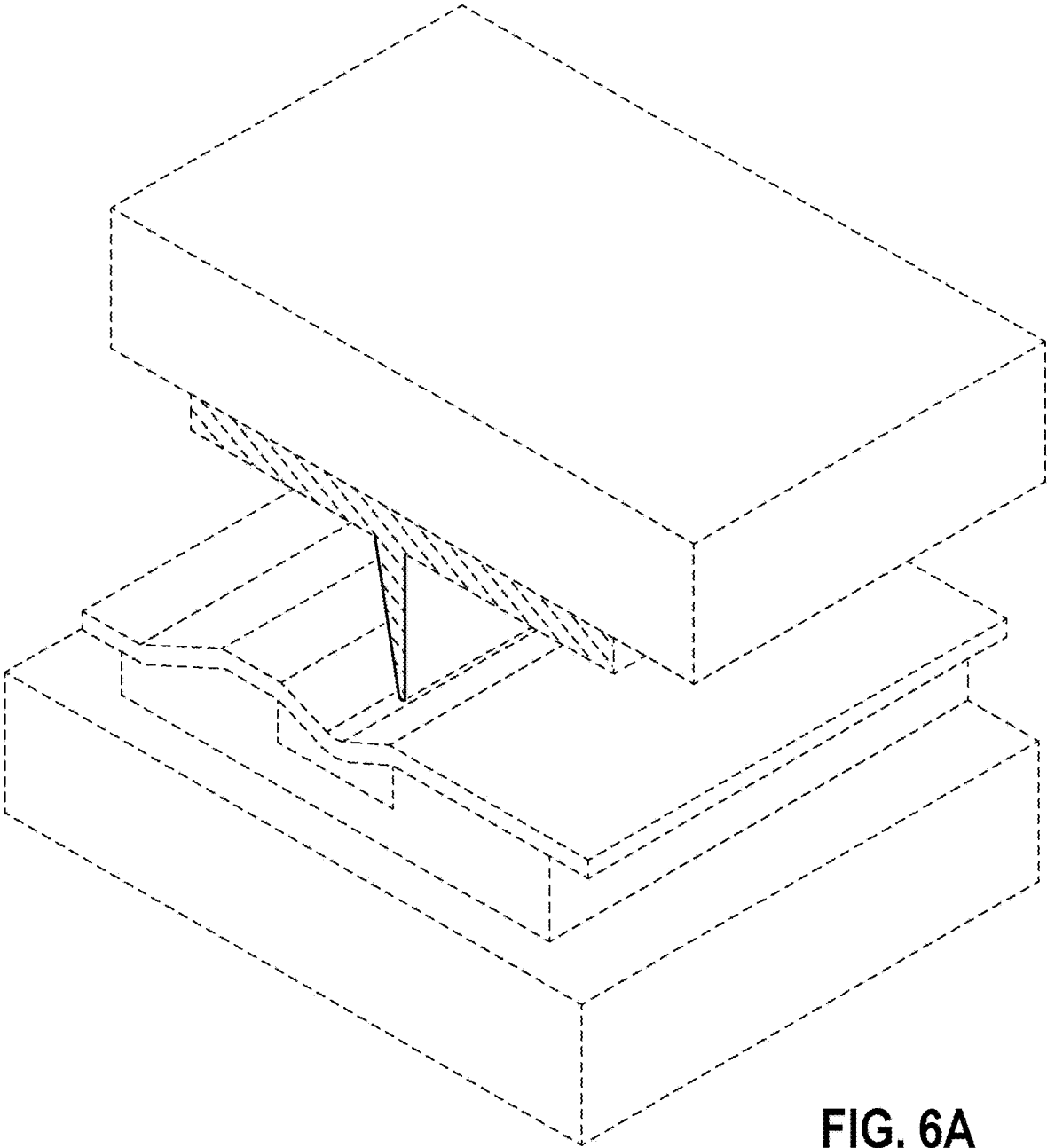


FIG. 6A

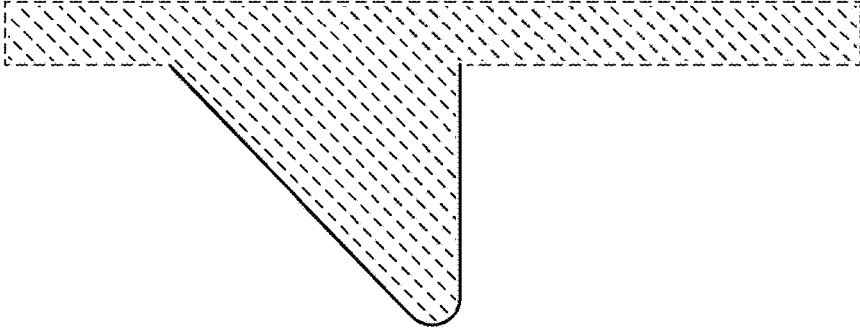


FIG. 7

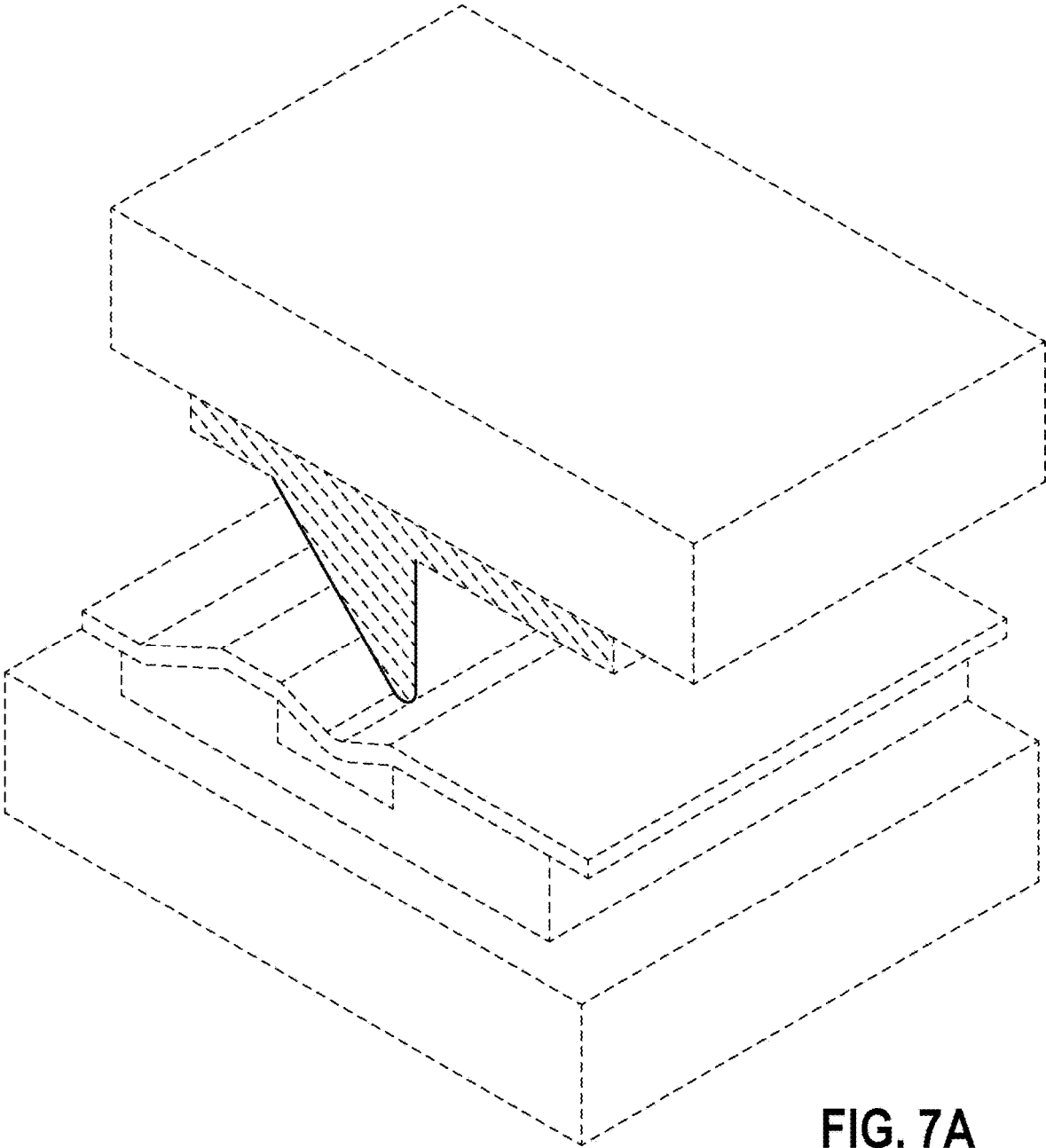


FIG. 7A

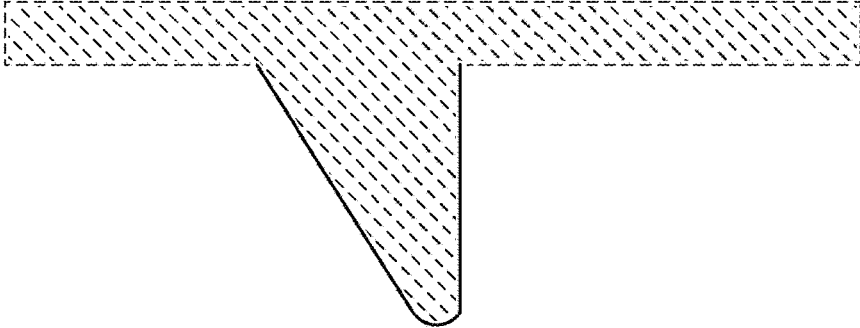


FIG. 8

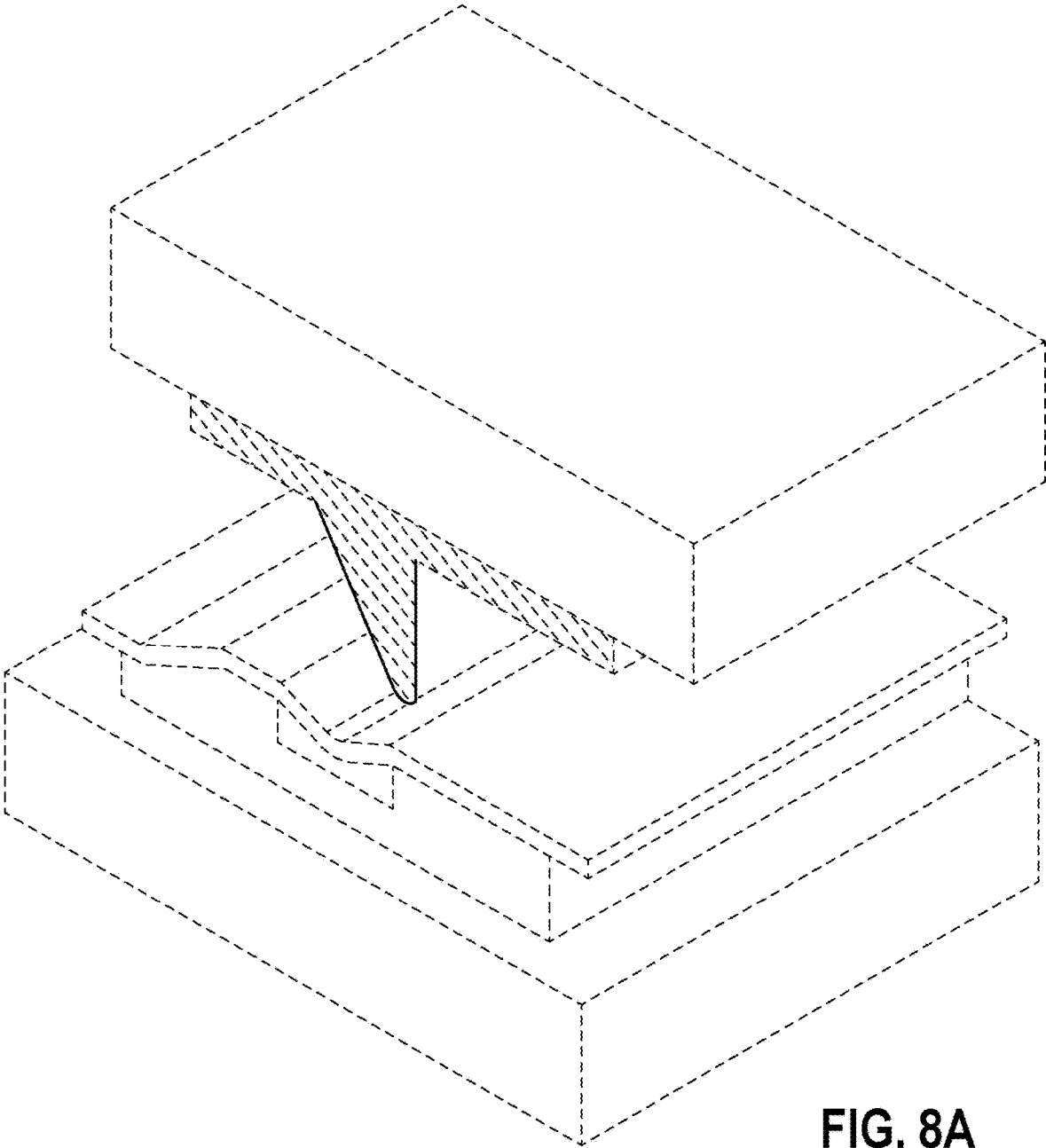


FIG. 8A

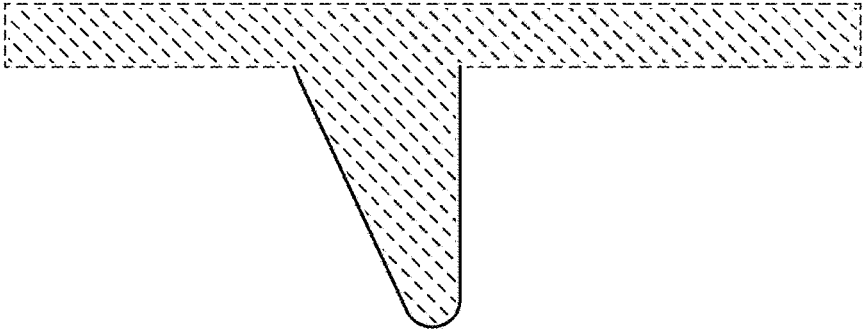


FIG. 9

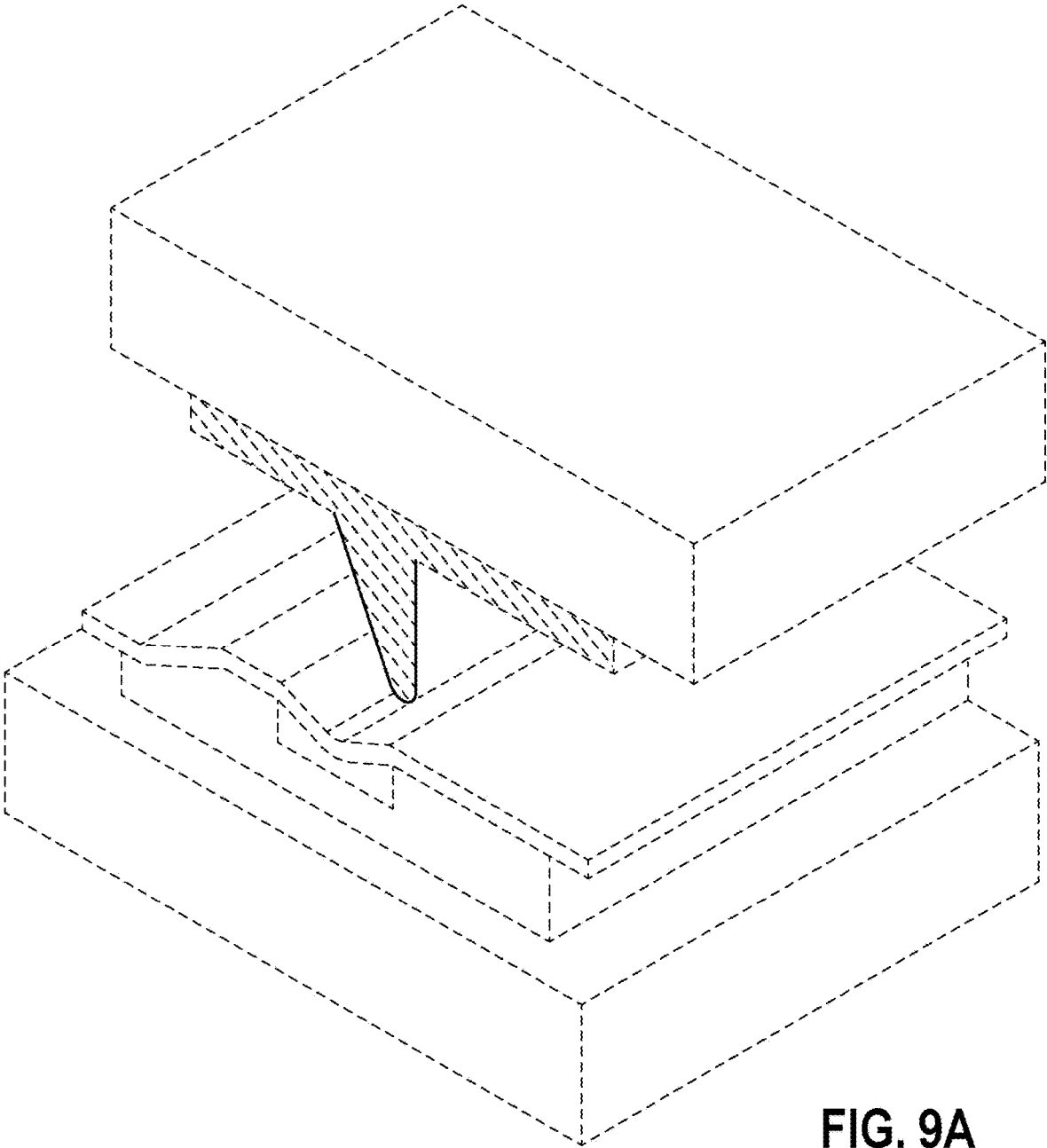


FIG. 9A

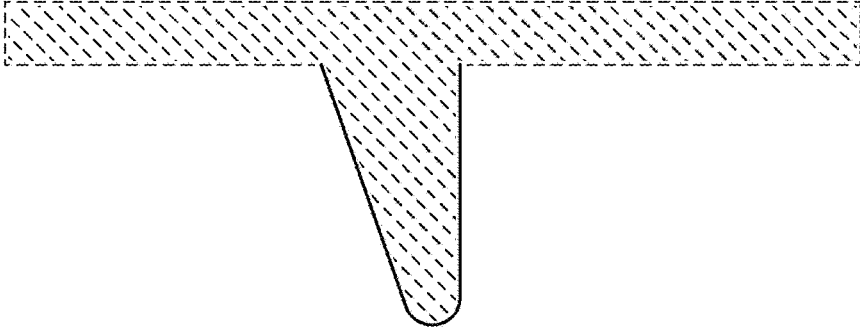


FIG. 10

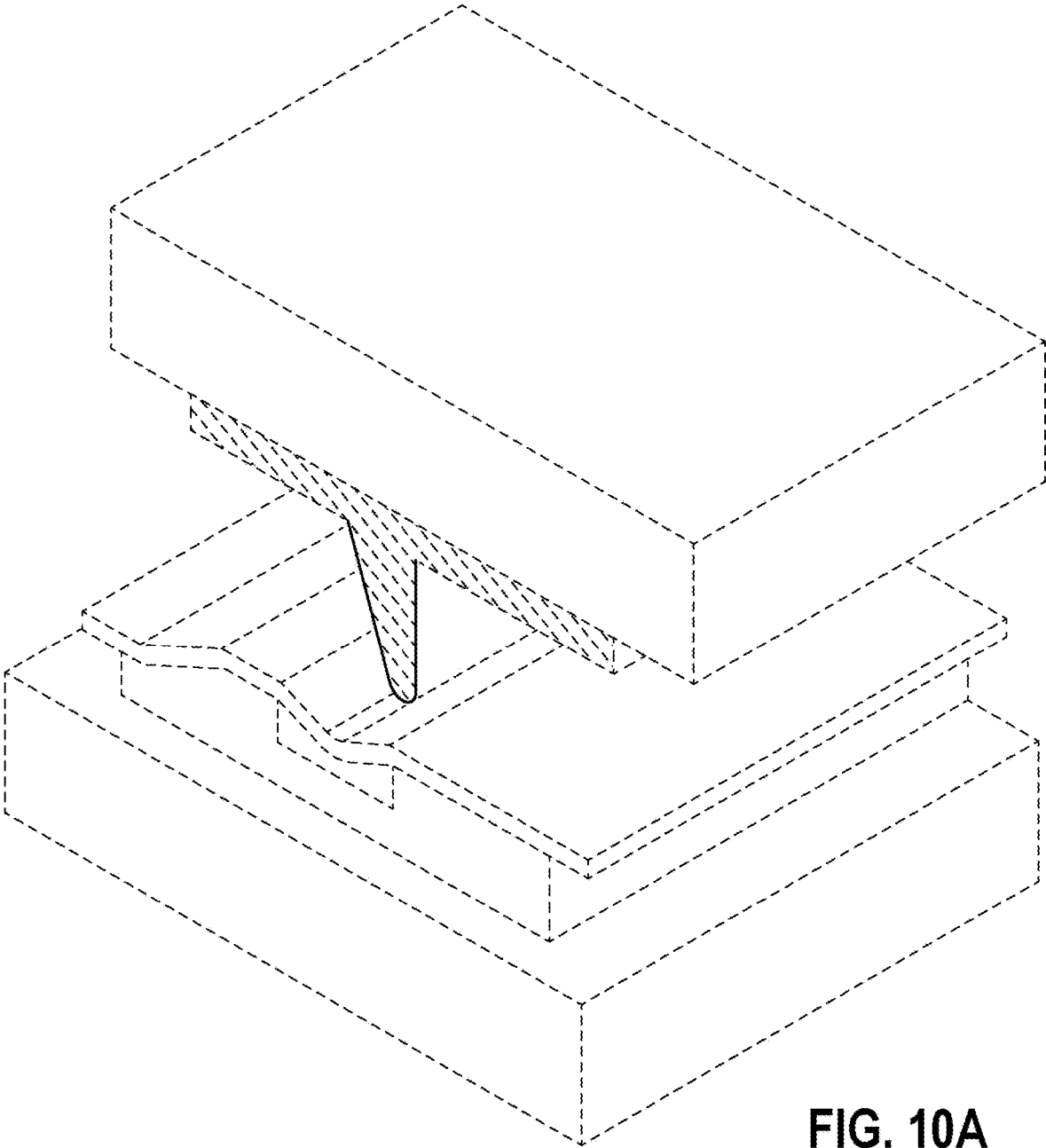


FIG. 10A

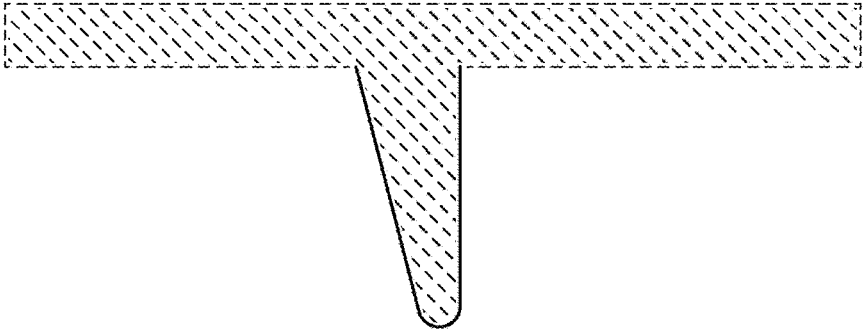


FIG. 11

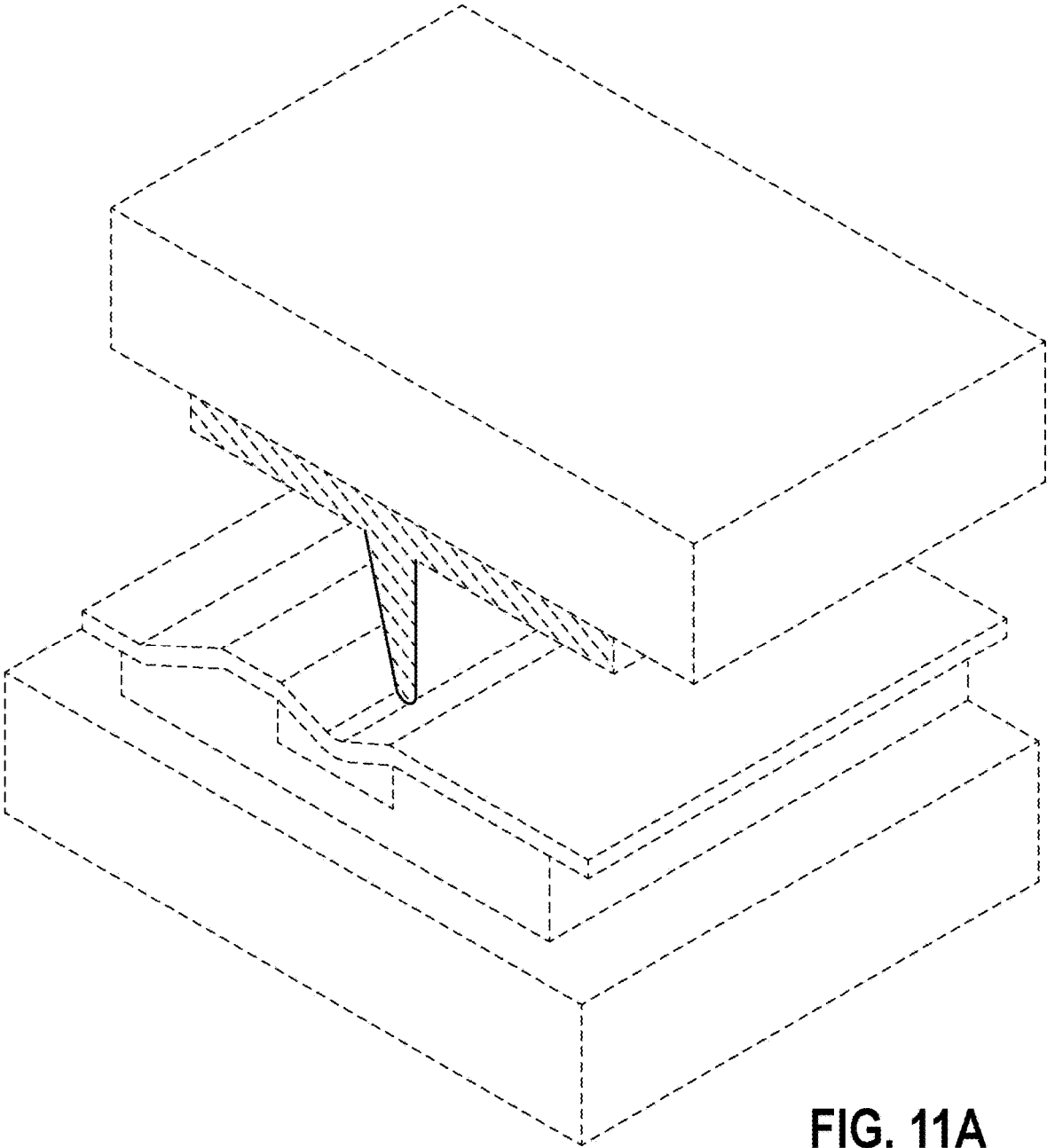


FIG. 11A

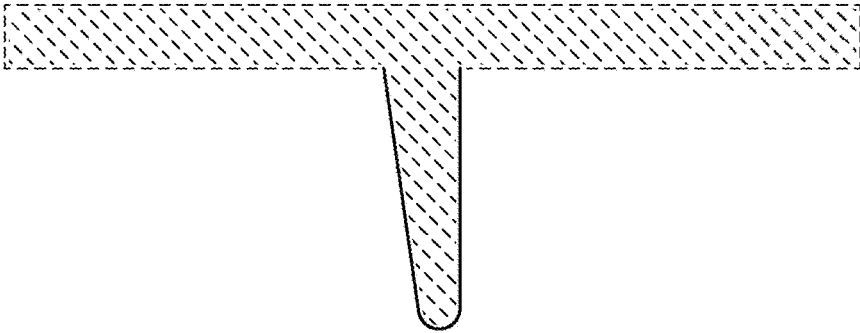


FIG. 12

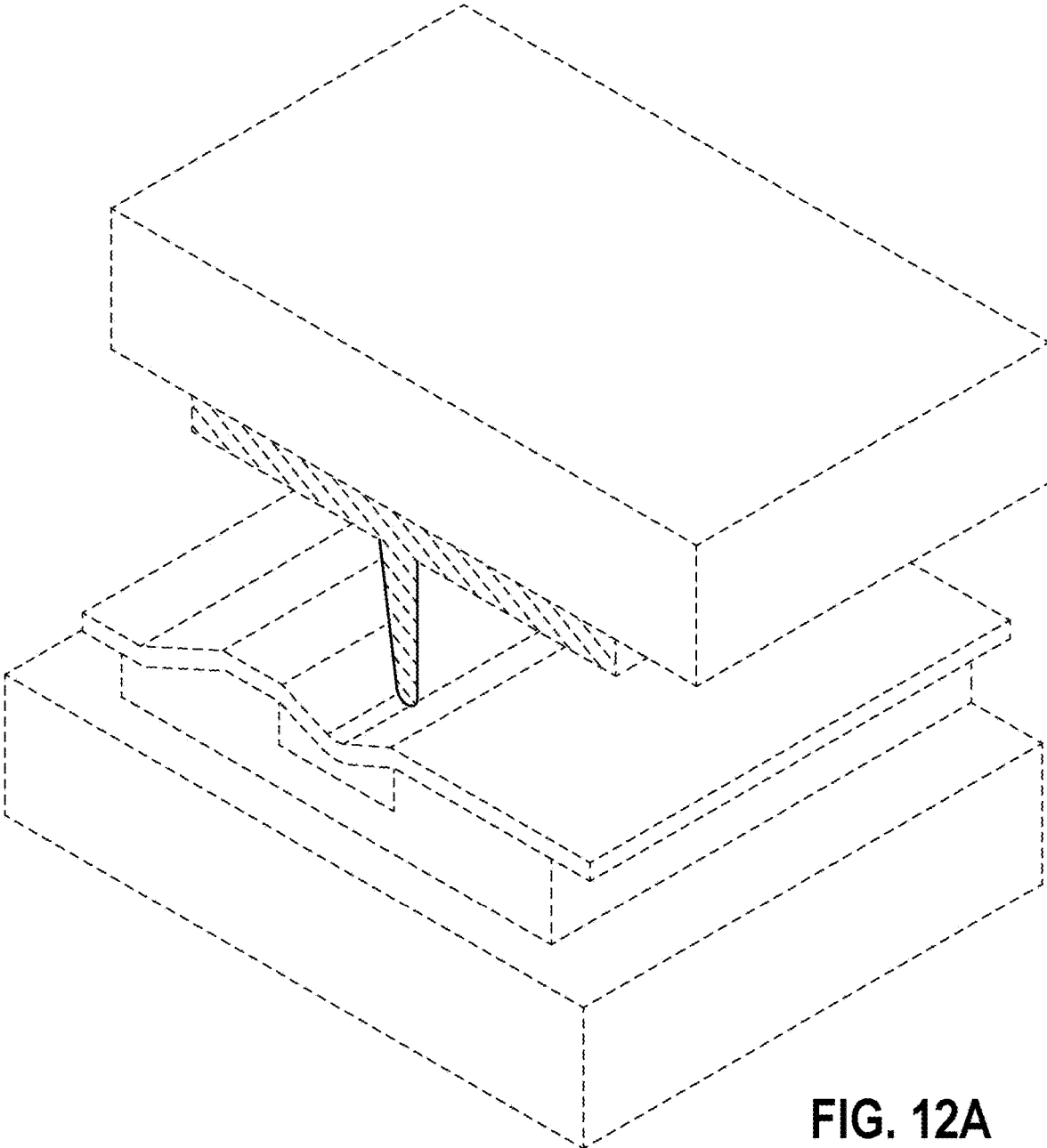


FIG. 12A