



US0D1069447S

(12) **United States Design Patent**
Jürrison et al.

(10) **Patent No.:** **US D1,069,447 S**

(45) **Date of Patent:** **** Apr. 8, 2025**

- (54) **BED**
- (71) Applicant: **Tempur Sealy International Distribution, LLC**, Lexington, KY (US)
- (72) Inventors: **Janno Jürrison**, Viljandi (EE); **Anneli Tomingas**, Pärnu (EE); **Fedor Rastic**, Odense (DK); **Karl Stenberg**, Stockholm (SE)
- (73) Assignee: **TEMPUR SEALY INTERNATIONAL DISTRIBUTION, LLC**, Lexington, KY (US)
- (**) Term: **15 Years**
- (21) Appl. No.: **29/951,303**
- (22) Filed: **Jul. 9, 2024**

D576,419 S *	9/2008	Maly	D6/393
D592,885 S *	5/2009	Mainzer	D6/393
D876,118 S *	2/2020	Bellini	D6/393
D948,885 S *	4/2022	Meneghello	D6/393
D994,380 S *	8/2023	Wang	D6/393
D1,036,883 S *	7/2024	Jurrisson	D6/393

Related U.S. Application Data

- (62) Division of application No. 29/825,767, filed on Feb. 4, 2022, now Pat. No. Des. 1,036,883.
- (51) **LOC (15) Cl.** **06-02**
- (52) **U.S. Cl.**
USPC **D6/393**
- (58) **Field of Classification Search**
USPC D6/382, 392, 393, 718, 718.13, 718.23
CPC A47C 19/00; A47C 20/00; A47C 19/02;
A47C 17/00
See application file for complete search history.

References Cited

U.S. PATENT DOCUMENTS

D450,471 S *	11/2001	Dordoni	D6/393
D495,519 S *	9/2004	Magistretti	D6/393

OTHER PUBLICATIONS

“10 Stellar Cloud Bed Dupes.” Found online Aug. 10, 2024 at www.cosmopolitan.com. Page dated May 31, 2024. Retrieved from URL: <https://www.cosmopolitan.com/lifestyle/g43830210/cloud-bed-dupes/> (Year: 2024).*

* cited by examiner

Primary Examiner — Mary Ann Calabrese
Assistant Examiner — Katelin G Kloberg
(74) *Attorney, Agent, or Firm* — Stites & Harbison, PLLC; Terry L. Wright

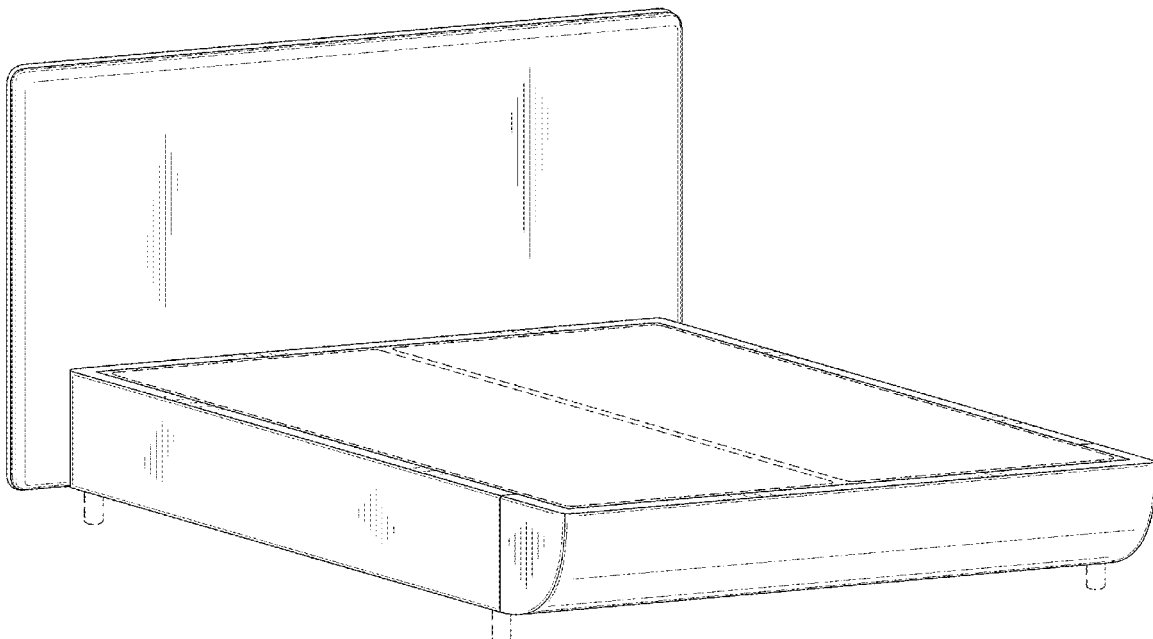
(57) **CLAIM**

The ornamental design for a bed, as shown and described.

DESCRIPTION

FIG. 1 is a front elevational view of a bed in accordance with the present design;
FIG. 2 is a rear elevational view of the bed of FIG. 1;
FIG. 3 is a left side elevational view of the bed of FIG. 1;
FIG. 4 is a right side elevational view of the bed of FIG. 1;
FIG. 5 is a top view of the bed of FIG. 1;
FIG. 6 is a bottom view of the bed of FIG. 1; and,
FIG. 7 is a perspective view of the bed of FIG. 1.
The broken lines shown in the drawings depict portions of the bed that form no part of the claimed design.

1 Claim, 7 Drawing Sheets






FIG. 1




FIG. 2




FIG. 3




FIG. 4




FIG. 5




FIG. 6

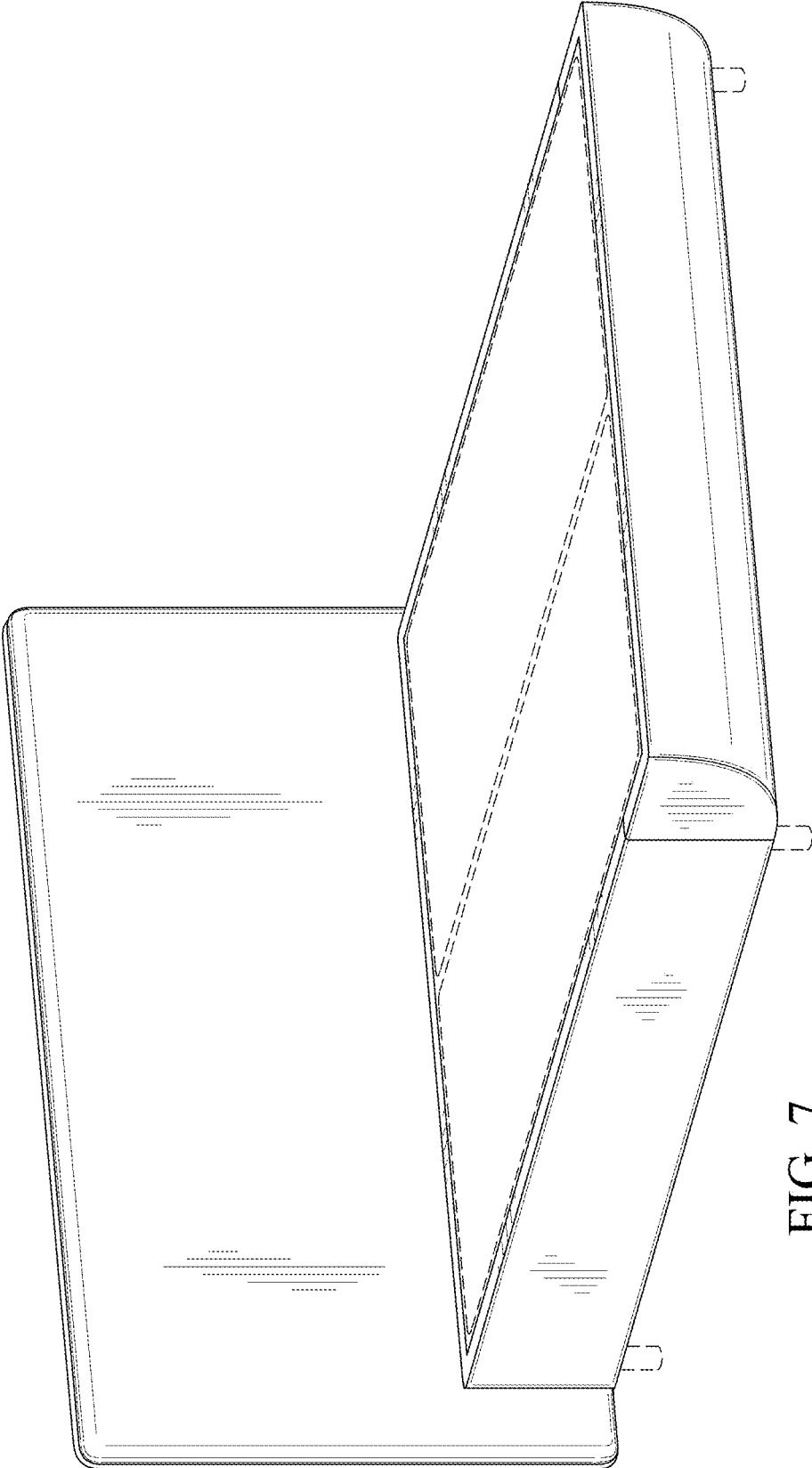


FIG. 7