



US00RE43384E

(19) **United States**
(12) **Reissued Patent**
Moulsley

(10) **Patent Number:** **US RE43,384 E**
(45) **Date of Reissued Patent:** **May 15, 2012**

(54) **RADIO COMMUNICATION SYSTEM WITH MULTIPLE AND SIMULTANEOUS ENCODING TECHNIQUE**

(75) Inventor: **Timothy James Moulsley**, Caterham (GB)

(73) Assignees: **Koninklijke Philips Electronics N.V.**, Eindhoven (NL); **Sharp Corporation**, Osaka (JP)

5,533,014	A *	7/1996	Willars et al.	370/335
5,539,746	A *	7/1996	Huang et al.	370/462
5,781,583	A *	7/1998	Bruckert et al.	375/146
5,828,956	A *	10/1998	Shirai	455/411
5,841,806	A *	11/1998	Gilhousen et al.	375/146
5,943,361	A *	8/1999	Gilhousen et al.	375/142
5,966,377	A *	10/1999	Murai	370/342
6,185,246	B1 *	2/2001	Gilhousen	375/130
6,339,646	B1 *	1/2002	Dahlman et al.	380/273
6,381,229	B1 *	4/2002	Narvinger et al.	370/328
6,615,050	B1 *	9/2003	Tiedemann et al.	455/522

(21) Appl. No.: **11/063,224**

(22) Filed: **Feb. 22, 2005**

FOREIGN PATENT DOCUMENTS

EP	0957604	A1	11/1999
WO	9429981	A1	12/1994
WO	WO9429981		12/1994

Related U.S. Patent Documents

Reissue of:

(64) Patent No.: **6,535,495**
Issued: **Mar. 18, 2003**
Appl. No.: **09/421,644**
Filed: **Oct. 20, 1999**

OTHER PUBLICATIONS

Adachi et al: "Tree-Structured Generation of Orthogonal Spreading Codes With Different Lengths for Forward Link of DS-DCMA Mobile Radio"; Electronic Letters, Jan. 28, 1997, vol. 33. vol. 1, pp. 27-28.

(30) **Foreign Application Priority Data**

Oct. 29, 1998 (GB) 9823605.2

* cited by examiner

Primary Examiner — Kwasi Karikari

(51) **Int. Cl.**
H04B 7/216 (2006.01)

(52) **U.S. Cl.** 370/335; 370/342; 370/206

(58) **Field of Classification Search** 370/335, 370/342, 206

See application file for complete search history.

(57) **ABSTRACT**

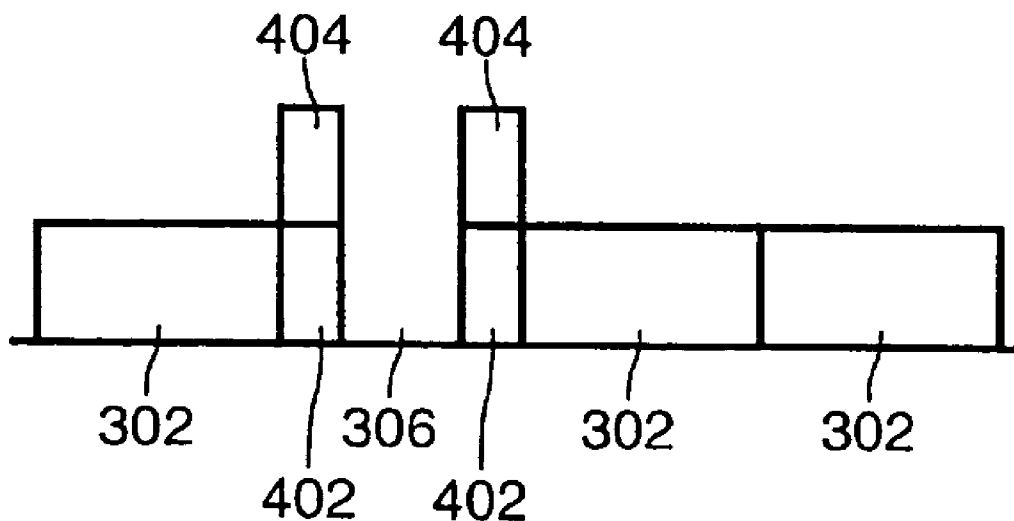
A method of operating a radio communication system uses a Code Division Multiple Access (CDMA) technique. Multiple scrambling codes may be used in a single cell to alleviate the shortage of channelisation codes available for downlink channels from a primary station. To minimise interference caused by the presence of non-orthogonal signals, signals to a single secondary station may be transmitted as a plurality of parts encoded with different scrambling codes.

(56) **References Cited**

U.S. PATENT DOCUMENTS

4,965,826	A *	10/1990	Caprarese et al.	380/19
5,491,718	A *	2/1996	Gould et al.	370/335

24 Claims, 2 Drawing Sheets



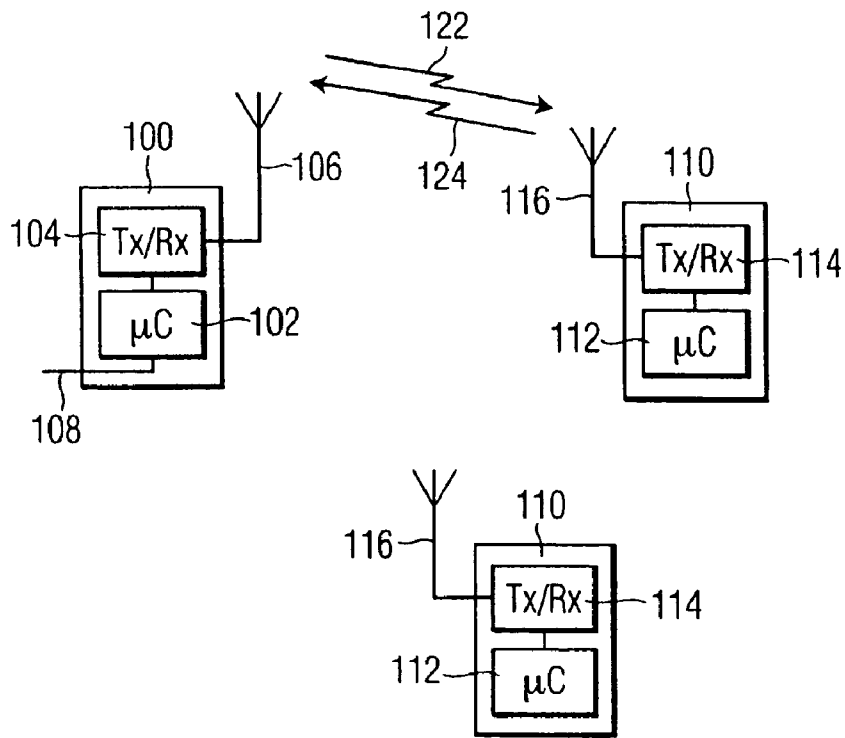


FIG. 1
PRIOR ART

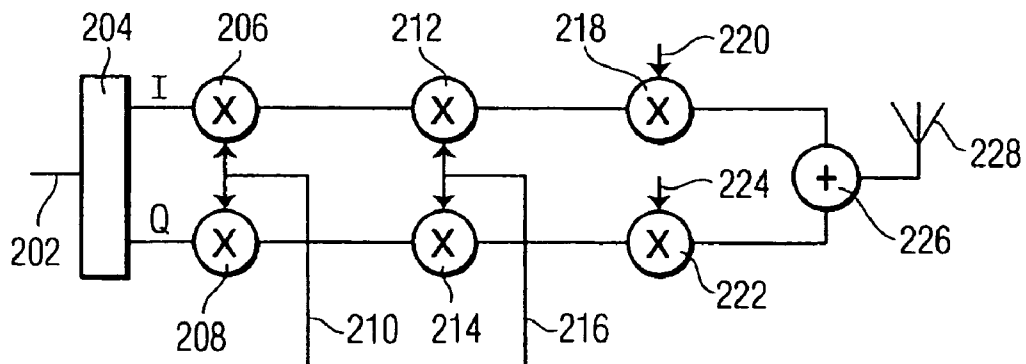


FIG. 2
PRIOR ART

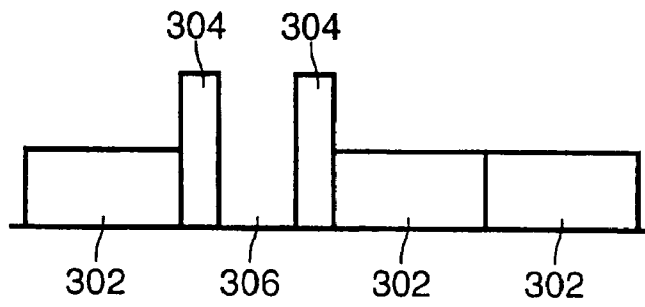


FIG. 3

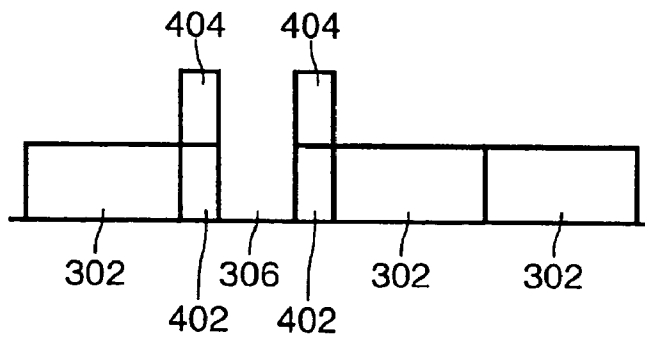


FIG. 4

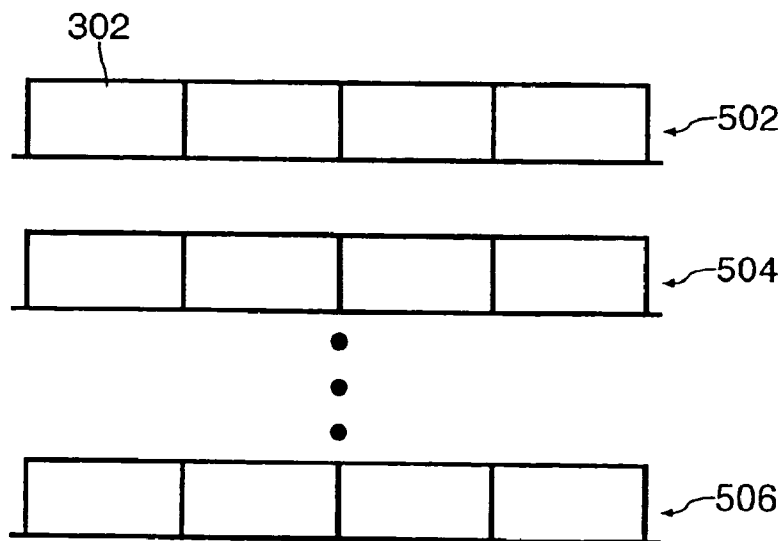


FIG. 5

RADIO COMMUNICATION SYSTEM WITH MULTIPLE AND SIMULTANEOUS ENCODING TECHNIQUE

Matter enclosed in heavy brackets [] appears in the original patent but forms no part of this reissue specification; matter printed in italics indicates the additions made by reissue.

FIELD OF THE INVENTION

The present invention relates to a method of operating a radio communication system, and further relates to such a system and to primary and secondary stations for use in such a system. While the present specification describes a system with particular reference to the emerging Universal Mobile Telecommunication System (UMTS), it is to be understood that such techniques are equally applicable to use in other mobile radio systems.

BACKGROUND OF THE INVENTION

A number communication systems, both existing and emerging, use Code Division Multiple Access (CDMA) techniques, one example being UMTS when operating in a wide band Code Division Multiple Access (CDMA) frequency division duplex mode. Such systems are typically cellular, with a Base Station (BS) servicing a plurality of Mobile Stations (MS) in a cell.

FIG. 1 is a block schematic diagram of a radio communication system using CDMA, comprising a primary station (BS) 100 and a plurality of secondary stations (MS) 110. The BS 100 comprises a microcontroller (μ C) 102, transceiver means 104 connected to radio transmission means 106, and connection means 108 for connection to the PSTN or a private network. Each MS 110 comprises a microcontroller (μ C) 112 and transceiver means 114 connected to radio transmission means 116. Communication from BS 100 to MS 110 takes place on a downlink channel 122, while communication from MS 110 to BS 100 takes place on an uplink channel 124.

FIG. 2 shows an example of a known arrangement for spreading and scrambling using Quadrature Phase Shift Keying (QPSK) modulation. Data is supplied on input line 202 to a serial to parallel converter 204, which maps each pair of data bits to I and Q branches respectively. A channelisation code 210 is supplied to mixers 206, 208 in the I and Q branches to spread the data to the chip rate. The data is then scrambled by a BS-specific scrambling code 216 supplied to I and Q mixers 212, 214. The resultant data is used to modulate a cosine carrier 220 by an I mixer 218, and a sine carrier 224 by a Q mixer 222. The I and Q branches are then combined by a combiner 226 before being passed to radio broadcast means 228 for transmission as a QPSK signal.

If a BS supports more than one cell (for example in a sectorised transmission arrangement), the scrambling code 216 could be cell-specific instead of BS-specific.

Different physical channels use different channelisation codes (usually orthogonal), while the scrambling code is the same for all physical channels in one cell.

On the downlink channel 122 a number of channelisation codes (usually orthogonal) are used to separate transmissions intended for different users, and an additional scrambling code is applied to distinguish the transmitting BS 100. Hence, to decode a message intended for it a MS 110 has to know both the code for the BS 100 sending the data and the code for its channel.

Similarly on the uplink channel 124 a channelisation code is used to select the channel on which the MS 110 is to transmit and a scrambling code, specific to the MS 110, is used.

A problem with this arrangement is the possible lack of channelisation codes for the downlink 122 since codes which have been allocated to one user, but are not currently in use, may not be available for another user. One possibility for relieving this shortage is to use more than one scrambling code per cell. However, this has the disadvantage that signals transmitted to one user with one scrambling code will not be orthogonal to signals transmitted to a different user with a different scrambling code, resulting in increased interference.

SUMMARY OF THE INVENTION

An object of the present invention is to reduce the problems caused by the use of more than one scrambling code in a cell.

According to a first aspect of the present invention there is provided a method of operating a radio communication system employing a code division multiple access technique, comprising a primary station transmitting data to a plurality of secondary stations, the primary station encoding different portions of said data with different scrambling codes, characterised by using a primary and a secondary scrambling code to encode data for transmission to a single secondary station.

According to a second aspect of the present invention there is provided a radio communication system employing a code division multiple access technique comprising a primary station and a plurality of secondary stations, the primary station having means for transmission of data to the secondary stations and means for encoding different portions of said data with different scrambling codes, characterised in that the primary station has means for using a primary and a secondary scrambling code to encode data for transmission to a single secondary station.

According to a third aspect of the present invention there is provided a primary station for use in a radio communication system employing a code division multiple access technique, the primary station having means for transmission of data to the secondary stations and means for encoding different portions of said data with different scrambling codes, characterised in that the primary station has means for using a primary and a secondary scrambling code to encode data for transmission to a single secondary station.

According to a fourth aspect of the present invention there is provided a secondary station for use in a radio communication system employing a code division multiple access technique, characterised in that the secondary station has means for receiving data from a single primary station encoded using a primary and a secondary scrambling code.

The present invention is based on the recognition, not present in the prior art, that a plurality of scrambling codes can be allocated for transmissions from one BS to a single MS.

BRIEF DESCRIPTION OF THE DRAWING

Embodiments of the present invention will now be described, by way of example, with reference to the accompanying drawings, wherein:

FIG. 1 is a block schematic diagram of a radio communication system, as described above;

FIG. 2 is a block schematic diagram of part of a transmitter, as described above;

FIG. 3 illustrates a downlink slotted mode using a secondary scrambling code;

FIG. 4 illustrates a downlink slotted mode using primary and secondary scrambling codes; and

FIG. 5 illustrates a variable rate multicode transmission using primary and secondary scrambling codes.

In the drawings the same reference numerals have been used to indicate corresponding features.

DETAILED DESCRIPTION OF THE INVENTION

A first illustrative embodiment of the present invention is the implementation of downlink slotted mode shown in FIG. 3. Slotted mode is required in order to introduce gaps in the transmission during which the MS 110, which may have only one receiver, can make measurements on other carriers, for example to prepare for handover. A succession of frames 302 is transmitted on a downlink channel 122, each of length 10 ms in UMTS. In one frame the data is transmitted during two active parts 304 of the frame, the remainder of the frame being an idle period 306 during which the required measurements can be made.

The consequence of this is that the bit rate and transmission power both need to be increased during the active part of the frame. The bit rate can be increased by reducing the spreading factor (for example by a factor of two for the 50% idle period 306 illustrated). However, this requires the allocation of another channelisation code, that is the provision of a second channel for the MS 110. This is an inefficient use of codes, since the extra resource is only required during the slotted frame.

One option in accordance with the present invention, as illustrated in FIG. 3, is to use a primary scrambling code for all the non-slotted frames 302, while using a secondary scrambling code for the slotted frame 304.

A preferred option is illustrated in FIG. 4. Here a first part 402 of the active part of the slotted frame is transmitted using the primary scrambling code, while a second part 404 of the slotted frame is transmitted using the secondary scrambling code. This alternative has the advantage of minimising the amount of "non-orthogonal" energy transmitted.

In general, for any transmission scheme using two or more scrambling codes for one MS 110 it is preferable to designate one code as the primary code and to transmit as much data as possible using this code (thereby maximising the power transmitted using this code), while minimising the power transmitted using the secondary codes. Hence the secondary code should be used to carry traffic with a low average data rate (which includes a high data rate with a low duty cycle, as in the slotted mode example).

A second illustrative embodiment of the present invention is the implementation of variable rate multi-code transmissions shown in FIG. 5. When the required bit rate exceeds what is possible with a single channelisation code, multiple codes can be used, corresponding to multiple physical channels. The figure shows a first physical channel 502, comprising a succession of frames 302, a second physical channel 504 and an nth physical channel 506.

For any particular instantaneous data rate, the data can be organised to minimise the number of codes used, allocating some of the least used channelisation codes to the secondary scrambling code. For example, in FIG. 5 the first and second channels 502, 504 could be transmitted using the primary scrambling code, while the nth channel 506 could be transmitted using the secondary scrambling code. In general as many channels as possible should be transmitted using the primary scrambling code, consistent with efficient use of channelisation codes.

Use of this scheme will save channelisation codes while minimising the resulting interference.

Other possible uses for secondary scrambling codes are packet transmissions, rare but urgent signalling (for example packet acknowledgements), and uplink power control where there is little or no downlink data.

From reading the present disclosure, other modifications will be apparent to persons skilled in the art. Such modifications may involve other features which are already known in radio communication systems and component parts thereof, and which may be used instead of or in addition to features already described herein.

In the present specification and claims the word "a" or "an" preceding an element does not exclude the presence of a plurality of such elements. Further, the word "comprising" does not exclude the presence of other elements or steps than those listed.

What is claimed is:

1. A method of operating a radio communication system employing a code division multiple access technique, comprising

a primary station transmitting data to a plurality of secondary stations,

the primary station encoding [different] *separate and distinct* portions of said data with different scrambling codes *after spreading of said data*, using *at least one of* a primary scrambling code [and] *or* a secondary scrambling code to encode the *separate and distinct portions of said data* for transmission to a secondary station[, and transmitting a slotted mode signal to the secondary station using a primary scrambling code for a first portion of the data and a secondary scrambling code for the remainder of the data, both portions being transmitted contemporaneously];

wherein the data is transmitted in slotted frames and non-slotted frames.

2. [A] *The* method as claimed in claim 1, wherein the majority of the data transmitted by the primary station is encoded with the primary scrambling code and the remainder of the data being encoded with the secondary scrambling code.

3. [A] *The* method as claimed in claim 1, wherein the primary station transmits a slotted mode signal to the secondary station using the secondary scrambling code.

4. [A] *The* method as claimed in claim 1, wherein the primary station transmits a multi-code signal comprising a plurality of channels to the secondary station using the primary scrambling code for a first portion of the channels and the secondary scrambling code for the remainder of the channels.

5. A radio communication system employing a code division multiple access technique comprising:

a primary station and a plurality of secondary stations,

the primary station having:

means for transmission of data to the secondary stations [and];

means for encoding [different] *separate and distinct* portions of said data with different scrambling codes *after spreading of said data*, and

means for using *at least one of* a primary scrambling code [and] *or* a secondary scrambling code to encode the *separate and distinct portions of said data* for transmission to a secondary station[, and means for transmitting a slotted mode signal to the secondary station using the primary scrambling code for a first portion of the data and the secondary scrambling code

5

for the remainder of the data, both portions being transmitted contemporaneously];

wherein the data is transmitted in slotted frames and non-slotted frames.

6. A primary station for use in a radio communication system employing a code division multiple access technique, the primary station having:

means for transmission of data to the secondary stations [and];

means for encoding [different] *separate and distinct* portions of said data with different scrambling codes *after spreading of said data, and*

means for using *at least one of* a primary scrambling code [and] *or a secondary scrambling code to encode the separate and distinct portions of said data for transmission to a secondary station*, and means for transmitting a slotted mode signal to the secondary station using the primary scrambling code for a first portion of the data and the secondary scrambling code for the remainder of the data, both portions being transmitted contemporaneously];

wherein the data is transmitted in slotted frames and non-slotted frames.

7. [A] *The primary station as claimed in claim 6, further comprising means for transmitting the majority of the data encoded with the primary scrambling code and the remainder of the data encoded with the secondary scrambling code.*

8. [A] *The primary station as claimed in claim 6, further comprising means for transmitting a slotted mode signal to the secondary station using the secondary scrambling code.*

9. [A] *The primary station as claimed in claim 6, further comprising means for transmitting a multi-code signal comprising a plurality of channels to a secondary station using the primary scrambling code for a first portion of the channels and the secondary scrambling code for the remainder of the channels.*

10. A secondary station for use in a radio communication system employing a code division multiple access technique, the secondary station comprising

means for receiving *spreaded* data from a [single] primary station, *the data encoded in separate and distinct portions by using at least one of a primary scrambling code [and] or a secondary scrambling code*, wherein said data includes a slotted mode signal having a first portion encoded with the primary scrambling code and a second portion encoded with the secondary scrambling code, both portions being transmitted contemporaneously];

wherein the data is transmitted in slotted frames and non-slotted frames.

[11. A communication station comprising:

a transmitter for transmitting transmit data to a terminal; and

a receiver for receiving receive data from said terminal; wherein one of said transmit data and receive data has a first portion and a second portion, said first portion being encoded with a primary scrambling code and said second portion being encoded with a secondary scrambling code; and

wherein said communication station is configured to one of transmit and receive both said first portion and said second portion contemporaneously.]

12. *The method as claimed in claim 1, further comprising the step of transmitting a slotted mode signal to the secondary station using a primary scrambling code for a first portion of*

6

the data and a secondary scrambling code for the remainder of the data, both portions being transmitted contemporaneously.

13. *The primary station as claimed in claim 6, further comprising means for transmitting a slotted mode signal to the secondary station using the primary scrambling code for a first portion of the data and a secondary scrambling code for the remainder of the data, both portions being transmitted contemporaneously.*

14. *The radio communication system as claimed in claim 5, further comprising means for transmitting a slotted mode signal to the secondary station using the primary scrambling code for a first portion of the data and the secondary scrambling code for the remainder of the data, both portions being transmitted contemporaneously.*

15. *The secondary station as claimed in claim 10, wherein said data includes a slotted mode signal having a first portion encoded with the primary scrambling code and a second portion encoded with the secondary scrambling code, both portions being transmitted contemporaneously.*

16. *A method of operating a radio communication system employing a code division multiple access technique, the method comprising:*

enabling a primary station to transmit to a plurality of secondary stations, the primary station transmitting to a secondary station of the plurality of secondary stations data in slotted frames and non-slotted frames;

wherein data in the non-slotted frames is encoded with a first scrambling code, and at least a portion of the data is encoded in the slotted frames with a different scrambling code.

17. *The method as claimed in claim 16, wherein in the slotted frames a first portion of the data is encoded with the first scrambling code and a second portion of the data is encoded with the different scrambling code, both portions being transmitted contemporaneously.*

18. *A primary station for use in a radio communication system employing a code division multiple access technique, the primary station comprising:*

means for transmitting to a plurality of secondary stations; means for transmitting to a secondary station data in slotted frames and non-slotted frames; and

means for encoding data in the non-slotted frames with a first scrambling code and means for encoding at least a portion of the data in the slotted frames with a different scrambling code.

19. *The primary station as claimed in claim 18, further comprising means for encoding a first portion of the data in the slotted frames with the first scrambling code and a second portion of the data in the slotted frames with the different scrambling code, both portions being transmitted contemporaneously.*

20. *A secondary station for use in a radio communication system employing a code division multiple access technique, the secondary station comprising:*

means for receiving data from a single primary station data in slotted frames and non-slotted frames;

means for receiving in the non-slotted frames data encoded with a first scrambling code; and

means for receiving data in the slotted frames at least a portion of which is encoded with a different scrambling code.

21. *The secondary station as claimed in claim 20, further comprising means for receiving a first portion of the data in the slotted frames encoded with the first scrambling code and*

7

a second portion of the data in the slotted frames encoded with the different scrambling code, both portions being transmitted contemporaneously.

22. A primary station for use in a radio communication system employing a code division multiple access technique, 5 the primary station comprising:

a transceiver for transmitting data to a plurality of secondary stations in slotted frames and non-slotted frames; wherein the data in the non-slotted frames is encoded with a first scrambling code and at least a portion of the data 10 in the slotted frames is encoded with a different scrambling code.

23. The primary station as claimed in claim 22, wherein a first portion of the data in the slotted frames is encoded with the first scrambling code and wherein a second portion of the data in the slotted frames is encoded with the different scrambling code, both portions being transmitted contemporaneously. 15

8

24. A secondary station for use in a radio communication system employing a code division multiple access technique, the secondary station comprising:

a transceiver for receiving data from a single primary station data in slotted frames and non-slotted frames; wherein in the non-slotted frames the transceiver receives data encoded with a first scrambling code and in the slotted frames the transceiver receives data at least a portion of which is encoded with a different scrambling code.

25. The secondary station as claimed in claim 24, wherein a first portion of the data in the slotted frames is encoded with the first scrambling code and a second portion of the data in the slotted frames is encoded with the different scrambling code, both portions being transmitted contemporaneously and received by the transceiver.

* * * * *