



(11)

EP 1 513 269 B1

(12)

EUROPEAN PATENT SPECIFICATION

(45) Date of publication and mention
of the grant of the patent:
24.09.2008 Bulletin 2008/39

(51) Int Cl.:
H04B 7/005 (2006.01)

(21) Application number: **04028808.6**

(22) Date of filing: **13.07.1999**

(54) **A method for improving performances of a mobile radiocommunication system using a power control algorithm**

Verfahren zur Leistungssteigerung eines mobilen Radiokommunikationssystems unter Verwendung eines Leistungsregelungs-Algorithmus

Méthode pour améliorer les performances d'un système mobile de radiocommunication en utilisant un algorithme de commande de puissance

(84) Designated Contracting States:
**AT BE CH CY DE DK ES FI FR GB GR IE IT LI LU
MC NL PT SE**

(43) Date of publication of application:
09.03.2005 Bulletin 2005/10

(60) Divisional application:
05076187.3 / 1 578 028

(62) Document number(s) of the earlier application(s) in
accordance with Art. 76 EPC:
99401766.3 / 1 069 704

(73) Proprietor: **Alcatel Lucent**
75008 Paris (FR)

(72) Inventor: **Agin, Pascal**
92320 Chatillon (FR)

(74) Representative: **El Manouni, Josiane**
Alcatel Lucent
Intellectual Property & Standards
54 rue La Boétie
75008 Paris (FR)

(56) References cited:
WO-A1-00/48335 WO-A2-00/64070

- **GUSTAFSSON M ET AL: "Compressed Mode Techniques for Inter-Frequency Measurements in a Wide-band DS-CDMA System" 1 September 1997 (1997-09-01), WAVES OF THE YEAR 2000+ PIMRC. THE IEEE INTERNATIONAL SYMPOSIUM ON PERSONAL, INDOOR AND MOBILE RADIO COMMUNICATIONS. TECHNICAL PROGRAM, XX, XX, PAGE(S) 231-235 , XP002127494 ***
paragraph [0II.] - paragraph [0VI.] *

Note: Within nine months of the publication of the mention of the grant of the European patent in the European Patent Bulletin, any person may give notice to the European Patent Office of opposition to that patent, in accordance with the Implementing Regulations. Notice of opposition shall not be deemed to have been filed until the opposition fee has been paid. (Art. 99(1) European Patent Convention).

EP 1 513 269 B1

Description

[0001] The present invention is generally concerned with mobile radiocommunication systems.

[0002] The present invention is more particularly concerned with power control techniques used in such systems to improve performances (in terms of quality of service, of capacity,...etc.).

[0003] The present invention is in particular applicable to mobile radiocommunication systems of CDMA ("Code Division Multiple Access") type. In particular, the present invention is applicable to UMTS ("Universal Mobile Telecommunication System").

[0004] As is known, CDMA systems use two types of power control techniques, a so-called open-loop power control technique, and a so-called closed loop power control technique (also called hereinafter CLPC). These power control techniques may be recalled for example for the uplink transmission direction, i.e. from MS ("Mobile Station") to BTS ("Base Transceiver Station"). In the open-loop power control, a MS transmit power is controlled based on the power received by this MS from a BTS. In the CLPC, a MS transmit power is controlled based on the transmission quality of the link between this MS and a BTS, as estimated at this BTS.

[0005] The transmission quality of a link between a MS and a BTS depends on the ratio of the received signal power and the interference power, also called SIR (Signal-to-Interference Ratio). When the SIR of a MS is low, or equivalently when the powers of the other MSs are much higher than its power, its performances dramatically decrease. The CLPC algorithm enables to keep the SIR of each user as close as possible to a target SIR.

[0006] The principle of the CLPC algorithm is that the BTS periodically estimates the SIR of the received signal from each MS, and compares this estimated SIR to a target SIR (SIR_{target}). If the estimated SIR is lower than the target SIR, the BTS sends a power control command to the MS, for the MS to increase its transmit power. Otherwise, the BTS sends a power control command to the MS, for the MS to decrease its transmit power.

[0007] The target SIR is an important parameter in such systems. Indeed, if the target SIR value is set to a value higher than necessary, there is a needless contribution to interference level in the system, and therefore a needless degradation of the performances of the system; on the other hand if the target SIR value is set to a value lower than necessary, the performances of the ongoing communication are degraded.

[0008] The target SIR is generally chosen as a function of the required quality of service, and is currently adjusted by a so-called outer loop algorithm (as opposed to the preceding one also called inner loop algorithm). The principle of the outer loop algorithm is to regularly estimate the quality of service (generally represented by a bit error rate BER or a frame error rate FER for voice services, or a block error rate BLER for data packet services) and to compare the estimated quality with a required quality of

service. If the estimated quality is below the required quality of service, the target SIR is increased. Otherwise, the target SIR is decreased.

[0009] As opposed to the inner loop algorithm which needs to be rapid to track the SIR variations as closely as possible, the outer loop algorithm needs to be slow, since the quality needs to be averaged over a certain period in order to have a reliable estimate. Typically, in third generation systems like for example UMTS ("Universal Mobile Telecommunications System"), the SIR of the received signal is determined and compared to the target SIR every slot in a frame, while the quality is averaged over several frames (a slot being an elementary time unit in a data unit, or frame, transmitted in such a system, the frame duration being typically equal to 10 ms, and the slot duration to 1/15 of the frame duration).

[0010] Such a slow process may however raise serious problems, in particular when a so-called compressed mode is used.

[0011] The downlink compressed mode has been introduced in UMTS in order to make possible for a user equipment (UE) to perform measurements on a frequency different from its downlink transmission frequency. It consists basically in stopping the downlink transmission during a certain amount of time (or transmission gap). Simultaneous uplink and downlink compressed modes can also be used when the measurement frequency is close to the uplink transmission frequency.

[0012] The use of compressed mode is disclosed for example in document WO-A-0064070 (not published of the date of the present application).

[0013] Document WO 00A-0048335 (not published at the date of the present application) discloses that the increase of the power control threshold E_b/N_0 in compressed mode can be varied depending on the length of the transmission-off duration or determined by an experimental value.

[0014] Because the instantaneous bit rate will have to be increased during compressed frames (by increasing the coding rate or decreasing the spreading factor), the target SIR also needs to be approximately increased by the same proportion.

[0015] Additionally, since the closed-loop power control is no longer active during transmission gaps for downlink and uplink, the performance are significantly degraded, mainly during compressed frames and recovery frames (frames just following compressed frames). The degradation can reach several decibels. In order to keep the same quality of service as in normal (or non-compressed) mode, this effect would also need to be compensated by increasing the target SIR during these frames.

[0016] However, the outer-loop power control algorithm is a slow process and several frames will be probably required before changing the target SIR accordingly. Therefore, it is likely that this process is too slow to be able to increase the target SIR in compressed and recovery frames as required. Moreover, the target SIR even

risks to be increased just after compressed and recovery frames where it would not be needed.

[0017] Thus, there is a need for a faster process than the classical outer-loop algorithm, in compressed mode, to avoid degrading the performances.

[0018] More generally there is a need for a faster process than the classical outer-loop algorithm, in any case of change in the transmission requirements, including:

- change from a non-compressed mode to a compressed mode, or vice versa,
- change in required service (in particular change in the transmission rate),
- change in transmission rate, for a given required service (such as for example data packet services),
- change in environment conditions (such as mobile speed, radio propagation conditions,),
- ...etc.

[0019] Thus there is a general need for a more efficient power control, so as to improve performances.

[0020] An object of the present invention is therefore a method for improving performances of a mobile radiocommunication system using a power control algorithm for controlling a transmit power according to a transmission quality target value, and an adjustment algorithm for adjusting said transmission quality target value according to transmission requirements, said method including, upon the occurrence of a change in said transmission requirements, bypassing said adjustment algorithm by applying a corresponding change to said transmission quality target value, so as to adjust it in an anticipated way.

[0021] According to another object of this invention, said method further includes, upon the occurrence of a change in said transmission requirements, bypassing said power control algorithm, by applying a corresponding change to said transmit power, so as to control it in an anticipated way.

[0022] In this way, performances are still improved by enabling the transmit power to be as quickly as possible close to the new transmission quality target value.

[0023] According to another object of this invention, said change in the transmission requirements includes a change from a non-compressed mode to a compressed mode, and said corresponding change includes an increase in said transmission quality target value, to be applied before a compressed frame.

[0024] According to another object of this invention, said change in the transmission requirements includes a change from a non-compressed mode to a compressed mode, and said corresponding change includes an increase in said transmission quality target value, to be applied after a transmission gap of a compressed frame.

[0025] According to another object of this invention, said change in the transmission requirements includes a change from a compressed mode to a non-compressed mode, and said corresponding change includes a de-

crease in said transmission quality target value, to be applied after a compressed frame.

[0026] According to another object of this invention, said change in the transmission requirements includes a change from a compressed mode to a non-compressed mode, and said corresponding change includes an increase in said transmission quality target value, to be applied during one or more recovery frames following a compressed frame ending with a transmission gap.

[0027] According to another object of the present invention, said transmission quality is represented by a signal-to-interference ratio.

[0028] According to another object of this invention, said mobile radiocommunication system is of CDMA type.

[0029] According to another object of this invention, said power control is performed in the uplink transmission direction of said mobile radiocommunication system.

[0030] According to another object of this invention, said power control is performed in the downlink transmission direction of said mobile radiocommunication system.

[0031] Another object of the present invention is a mobile radiocommunication system including at least a transmitting entity and a receiving entity for performing such a method, and wherein means are provided in a first one of said entities, for, upon the occurrence of a change in said transmission requirements, bypassing said adjustment algorithm by applying a corresponding change to said transmission quality target value, so as to adjust it in an anticipated way.

[0032] According to another object of this invention, means are provided in said first entity for determining and /or updating said corresponding change.

[0033] According to another object of this invention, means are provided in a second one of said entities for signalling to said first entity previous values necessary for determining and/or updating said corresponding change.

[0034] According to another object of this invention, means are provided in a second one of said entities for signalling to said first entity said corresponding change.

[0035] According to another object of this invention, means are provided in a second one of said entities for signalling to said first entity the occurrence of a change in said transmission requirements.

[0036] According to another object of this invention, means are provided in a second one of said entities for signalling said corresponding change to said first entity together with the signalling of the occurrence of a change in the transmission requirements.

[0037] According to another object of this invention, means are provided in any one of said two entities for recording said corresponding change.

[0038] According to another object of this invention, one of said two entities is a mobile radiocommunication network entity.

[0039] According to another object of this invention,

one of said two entities is a mobile station.

[0040] Another object of the present invention is a mobile radiocommunication network entity comprising, for performing such a method in said uplink transmission direction:

- means for, upon the occurrence of a change in said transmission requirements, bypassing said adjustment algorithm by applying a corresponding change to said transmission quality target value, so as to adjust it in an anticipated way.

[0041] According to another object of this invention, said mobile radiocommunication network entity further includes:

- means for, upon the occurrence of a change in said transmission requirements, bypassing said power control algorithm, by applying a corresponding change to said transmit power, so as to control it in an anticipated way.

[0042] Another object of the present invention is a mobile station comprising, for performing such a method in said downlink transmission direction:

- means for, upon the occurrence of a change in said transmission requirements, bypassing said adjustment algorithm by applying a corresponding change to said transmission quality target value, so as to adjust it in an anticipated way.

according to another object of the present invention, said mobile station comprises, for performing such a method in said downlink transmission direction:

- means for, upon the occurrence of a change in said transmission requirements, bypassing said power control algorithm by applying a corresponding change to said transmit power, so as to control it in an anticipated way.

[0043] Another object of this invention is a mobile radiocommunication network entity comprising, for performing such a method in said downlink transmission direction:

- means for signalling said corresponding change to a mobile station.

[0044] According to another object of this invention a mobile radiocommunication network entity comprises, for performing such a method in said downlink transmission direction:

- means for signalling to a mobile station the occurrence of a change in said transmission requirements.

[0045] According to another object of this invention, a mobile radiocommunication network entity comprises, for performing such a method in said downlink transmission direction:

- means for signalling said corresponding change to a mobile station, together with the signalling of the occurrence of a change in the transmission requirements.

[0046] According to another object of this invention, said change in the transmission requirements includes a change from a non-compressed mode to a compressed mode, and/or from a compressed mode to a non-compressed mode, and said signalling is performed together with the signalling of compressed mode parameters.

[0047] According to another object of this invention, said change in the transmission requirements includes a change from a non-compressed mode to a compressed mode, and/or from a compressed mode to a non-compressed mode, and said signaled corresponding change includes a component which corresponds to that part of said change in transmission requirements which is due to the transmission gaps of the compressed frames.

[0048] According to another object of this invention, said signalling is performed for each compressed frame.

[0049] According to another object of this invention, in the case where compressed frames occur periodically, said signalling is performed once for all, for all compressed frames of a thus defined period.

[0050] These and other objects of the present invention will become more apparent from the following description taken in conjunction with the accompanying drawings:

- figure 1 is a diagram intended to illustrate the different steps of a current power control process (whether in uplink or in downlink),
- figure 2 is a diagram intended to illustrate the different steps of a power control process modified so as to include a method according to the present invention (whether in uplink or in downlink),
- figure 3 is a diagram intended to illustrate an example of means which may be used in a mobile station and in a mobile radiocommunication network entity to perform a method according to the present invention, for uplink power control,
- figure 4 is a diagram intended to illustrate an example of means which may be used in a mobile radiocommunication network entity and in a mobile station, to perform a method according to the present invention, for downlink power control.

[0051] As recalled in figure 1, a current power control process includes an inner loop algorithm (herein also called power control algorithm) 1 and an outer loop algorithm (herein also called adjustment algorithm) 2.

[0052] The inner loop algorithm 1 includes the follow-

ing steps:

- At step 10, a receiving entity estimates the averaged received SIR during a period T,
- At step 11, the receiving entity compares this SIR to a target SIR, SIR_{target} ,
- If $SIR > SIR_{target}$, at step 12 the receiving entity sends a "down" power control command to a transmitting entity, for the transmitting entity to decrease its power by δ dB, where δ is the power control step size of the algorithm,
- if $SIR < SIR_{target}$, at step 13 the receiving entity sends an "up" power control command to the transmitter, for the transmitting entity to increase its power by δ dB.

[0053] This is periodically repeated, as illustrated by loop 14.

[0054] The outer loop algorithm 2 comprises the following steps:

- at step 15, the receiving entity estimates the averaged received quality (for example BER) during a period $T' \geq T$
- at step 16, the receiving entity compares this estimated BER to a target BER (representing a required quality of service),
- If $BER > BER_{target}$, at step 17 SIR_{target} is decreased,
- if $BER < BER_{target}$, at step 18 SIR_{target} is increased.

[0055] This is periodically repeated, as illustrated by loop 19.

[0056] An example of modification of power control process so as to include a method according to the present invention will be disclosed in the following. It should however be noted that this example is not limitative and that the invention might as well be applied to other examples of algorithms.

[0057] In the example of figure 2 (where the same references than in figure 1 refer to the same elements) a new step 20 is introduced. In this step 20 there is determined if a change has occurred in the transmission requirements.

[0058] If such a change has not occurred, the outer loop algorithm 2 is performed as in figure 1.

[0059] If such a change has occurred, a new step 21 is performed, according to which a corresponding change is applied to said SIR_{target} value, so as to adjust it in an anticipated way, and thereby improve performances.

[0060] Besides, in the example of figure 2, if such a change has not occurred, the inner loop algorithm is performed as in figure 1. If such a change has occurred, a new step 22 is performed, according to which a corresponding change is applied to the transmit power, so as to control it in an anticipated way, and thereby still improve performances.

[0061] Such corresponding changes, corresponding to such changes in the transmission requirements, may

have predetermined values, which may be determined in any way.

[0062] For example they may be seen as system parameters and be determined accordingly by the operator of the system. They may also be prealably determined, in particular by simulation. In either case, they may be updated during operation. They may also be determined during operation based on previously obtained values, for example by averaging. In any case the obtention mode of said predetermined values should take into account all factors that are likely to influence said corresponding changes, or combinations of such factors.

[0063] Besides, they may be known in any one of the two entities (transmitting entity and receiving entity) involved in a power control process, to be used locally in this entity, or signalled to the other one of said entities, to be used in this entity.

[0064] Besides, they may be determined and/or updated in any of said two entities, based on statistics on previously obtained values, available either locally in this entity, or signalled to this entity by the other one of said entities.

[0065] Besides, they may be recorded in any one of said entities, to be recovered when necessary.

[0066] Besides, the occurrence of a change in the transmission requirements may either be known locally by the entity in charge of applying the corresponding change or signalled to this latter entity by the other one of said entities.

[0067] Thus, every possibility may be envisaged; therefore the examples given in this description should be understood as illustrative only, and having no limitative character.

[0068] Figure 3 is a diagram intended to illustrate an example of means which may be used in a mobile radiocommunication network entity, noted 40, and in a mobile station noted 41, to perform a method according to the present invention, for uplink power control.

[0069] A mobile radiocommunication network entity 40, such as in particular BTS for "Base Transceiver Station" (or Node B in UMTS) and/or BSC for "Base Station Controller" (or RNC for "Radio Network Controller" in UMTS), may comprise, for performing said method in said uplink transmission direction (and further to other classical means not mentioned here):

- means 42 for, upon the occurrence of a change in said transmission requirements, bypassing said adjustment algorithm, by applying a corresponding change to said transmission quality target value, so as to adjust it in an anticipated way.

[0070] Mobile radiocommunication network entity 40 may also comprise, for performing said method in said uplink transmission direction (and further to other classical means not mentioned here):

- means, also noted 42 for, upon the occurrence of a

change in said transmission requirements, bypassing said power control algorithm, by applying a corresponding change to said transmit power, so as to control it in an anticipated way.

[0071] Such corresponding changes, corresponding to such changes in the transmission requirements, may for example have predetermined values, which may for example be determined according to any of the above mentioned possibilities.

[0072] In any case, mobile radiocommunication network entity 40 for example may comprise :

- means 42' for recording said corresponding changes.

[0073] A mobile station 41 (or User Equipment UE in UMTS) may comprise, for performing said method in said uplink transmission direction (and further to other classical means not mentioned here):

- means 43 for signalling to a mobile radiocommunication network entity the occurrence of a change in the transmission requirements.

[0074] Figure 4 is a diagram intended to illustrate an example of means which may be used in a mobile radiocommunication network entity, noted 45, and in a mobile station, noted 46, to perform a method according to the present invention, for downlink power control.

[0075] A mobile station 46 (or User Equipment UE in UMTS) may comprise, for performing said method in said downlink transmission direction (and further to other classical means not mentioned here):

- means 48 for, upon the occurrence of a change in said transmission requirements, bypassing said adjustment algorithm by applying a corresponding change to said transmission quality targetvalue, so as to adjust it in an anticipated way.

[0076] Mobile station 46 may also comprise, for performing said method in said downlink transmission direction (and further to other classical means not mentioned here):

- means, also noted 48 for, upon the occurrence of a change in said transmission requirements, bypassing said power control algorithm by applying a corresponding change to said transmit power, so as to control it in an anticipated way.

[0077] Such corresponding changes, corresponding to such changes in the transmission requirements, may for example have predetermined values, which may for example be determined according to any of the above mentioned possibilities.

[0078] In one embodiment, mobile station 46 may com-

prise:

- means 48' for recording said corresponding changes.

[0079] In another embodiment, mobile radiocommunication network entity 45, such as in particular BTS for "Base Transceiver Station" (or Node B in UMTS) and /or BSC for "Base Station Controller" (or RNC for "Radio Network Controller" in UMTS), may comprise, for performing said method in said downlink transmission direction (and further to other classical means not mentioned here):

- signalling means 47 for signalling said corresponding change to mobile station 46.

[0080] Mobile radiocommunication network entity 45 may also comprise:

- signalling means , also noted 47, for signalling to a mobile station the occurrence of a change in the transmission requirements.

[0081] Advantageously, mobile radiocommunication network entity 45 may comprise :

- signalling means (also noted 47) for signalling said corresponding change to mobile station 46, together with the signalling of the occurrence of a change in the transmission requirements.

[0082] The present invention may be applied to any case of occurrence of a change in the transmission requirements , such as for example any of the above mentioned cases, or any combination of a plurality of such cases.

[0083] The present invention is however of particular interest together with the use of compressed mode, as now more particularly described.

[0084] In order to keep the signaling as low as possible, the target SIR increase due to the increased instantaneous bit rate and the target SIR increase due to degraded performances in compressed frames may be separated, which may be written:

$$\Delta_{SIR} = 10 \log(R_{CF}/R) + \delta_{SIR}$$

where R is the instantaneous net bit rate before and after the compressed frame and R_{CF} is the instantaneous net bit rate during the compressed frame.

[0085] Since the bit rate variation will be known by the UE, only the additional target SIR increase δ_{SIR} due to degraded performances during compressed frames may be signaled. The signaling overhead can be low if this variation is signaled with other compressed mode pa-

rameters (including transmission gap length, periodicity, ...). For example, 2 bits could enable to signal the following values of δ_{SIR} :

- 00: 0 dB
- 01: 0.5 dB
- 10: 1 dB
- 11: 2 dB

[0086] Alternatively, Δ_{SIR} could be directly signaled, but a larger number of bits would be required.

[0087] The UE will have to increase the target SIR by Δ_{SIR} just before the compressed frames (or just after the transmission gap of the compressed frames) and decrease it back by the same value just after the compressed frames. This target SIR variation is done additionally to the usual downlink outer-loop algorithm that will have to take it into account. The Node B may increase simultaneously its transmit power by the same amount before the compressed frame and decrease it just after the compressed frames in order for the downlink received SIR to be as quickly as possible close to this new target SIR.

[0088] Moreover, at least when the transmission gap is at the end of the compressed frame, the performances in the recovery frames can also be degraded because of the power control interruption during the transmission gap. Therefore, it would be also desirable to increase the target SIR in recovery frames and to signal this target SIR increase to the UE. Alternatively, the same value (δ_{SIR}) as for compressed frames could be used in order to decrease the required signaling.

[0089] Besides, said signalling may be performed for each compressed frame.

[0090] Alternatively, in the case where compressed frames occur periodically, said signalling may be performed once for all, for all compressed frames of a thus defined period, in order to reduce the required signalling.

Claims

1. A method for improving performances of a mobile radiocommunication system using a power control algorithm (1) for controlling a transmit power according to a target SIR, and an adjustment algorithm (2) for adjusting said target SIR according to transmission requirements, a method wherein, in compressed mode, the target SIR is increased in compressed frames by a target SIR increase component due to the bit-rate increase in compressed frames and by a target SIR increase component due to degraded performances in compressed frames.
2. A method according to claim 1, wherein a mobile radiocommunication network entity signals to mobile stations the target SIR increase which is due to degraded performances in compressed frames, by

which mobile stations have to increase the target SIR in compressed frames .

3. A method according to claim 2, wherein said target SIR increase is signaled together with other compressed mode parameters.
4. A mobile station (46) for a mobile radiocommunication system using a power control algorithm (1) for controlling a transmit power according to a target SIR, and an adjustment algorithm (2) for adjusting said target SIR according to transmission requirements, said mobile station comprising means (48) for, in compressed mode, increasing the target SIR in compressed frames by a target SIR increase component due to the bit-rate increase in compressed frames and by a target SIR increase component due to degraded performances in compressed frames.
5. A mobile radiocommunication network entity (45) for a mobile radiocommunication system using a power control algorithm (1) for controlling a transmit power according to a target SIR and an adjustment algorithm (2) for adjusting said target SIR according to transmission requirements, said mobile radiocommunication network entity comprising means (47) for signalling to mobile stations the target SIR increase which is due to degraded performances in compressed frames, by which mobile stations have to increase the target SIR in compressed frames in addition to the target SIR increase due to the bit rate increase in compressed frames.
6. A mobile radiocommunication network entity according to claim 5, comprising means for signaling said target SIR increase together with other compressed mode parameters.
7. A mobile radiocommunication network entity (40) for a mobile radiocommunication system comprising means for performing a power control algorithm for controlling a transmit power according to a target SIR, and an adjustment algorithm (2) for adjusting said target SIR according to transmission requirements, said mobile radiocommunication network entity including means (42) for, in compressed mode, increasing the target SIR in compressed frames by a target SIR increase component due to the bit-rate increase in compressed frames and by a target SIR increase component due to degraded performances in compressed frames.
8. A mobile radiocommunication system comprising at least one mobile station according to claim 4 .
9. A mobile radiocommunication system comprising at least one mobile radiocommunication network entity according to any of claims 5 to 7.

Patentansprüche

1. Ein Verfahren zur Leistungssteigerung eines mobilen Radiokommunikationssystems unter Verwendung eines Leistungsregelungs-Algorithmus (1) zur Steuerung einer Übertragungsleistung entsprechend einem Ziel-SIR, und ein Anpassungsalgorithmus (2) zum Anpassen des besagten Ziel-SIR entsprechend den Übertragungsanforderungen; ein Verfahren, wobei, im komprimierten Modus, das Ziel-SIR in komprimierten Rahmen durch eine Ziel-SIR-Anhebungs-komponente in Folge der Bitratensteigerung in komprimierten Rahmen und durch eine Ziel-SIR-Anhebungs-komponente in Folge von verminderten Leistungen in komprimierten Rahmen erhöht wird.
2. Ein Verfahren nach Anspruch 1, wobei eine mobile Radiokommunikationsnetzeinheit das Anheben des Ziel-SIR, welches von verminderten Leistungen in komprimierten Rahmen verursacht wird, um welches Mobilstationen das Ziel-SIR in komprimierten Rahmen erhöhen müssen, an die Mobilstationen signalisiert.
3. Ein Verfahren nach Anspruch 2, wobei die besagte Anhebung des Ziel-SIR zusammen mit anderen Parametern für den komprimierten Modus signalisiert wird.
4. Eine Mobilstation (46) für ein mobiles Radiokommunikationssystem unter Verwendung eines Leistungsregelungs-Algorithmus (1) zur Steuerung einer Übertragungsleistung entsprechend einem Ziel-SIR, und ein Anpassungsalgorithmus (2) zum Anpassen des besagten Ziel-SIR entsprechend den Übertragungsanforderungen, wobei die besagte Mobilstation Mittel (48) umfasst, um im komprimierten Modus das Ziel-SIR in komprimierten Rahmen durch eine Ziel-SIR-Erhöhungskomponente in Folge einer Bitratensteigerung in komprimierten Rahmen, und durch eine Ziel-SIR-Erhöhungskomponente in Folge von verminderten Leistungen in komprimierten Rahmen zu erhöhen.
5. Eine mobile Radiokommunikationsnetzeinheit (45) für ein mobiles Radiokommunikationssystem unter Verwendung eines Leistungsregelungs-Algorithmus (1) zur Steuerung einer Übertragungsleistung entsprechend einem Ziel-SIR, und ein Anpassungsalgorithmus (2) zum Anpassen des besagten Ziel-SIR entsprechend den Übertragungsanforderungen, wobei die besagte mobile Radiokommunikationsnetzeinheit Mittel (47) umfasst, um die Erhöhung des Ziel-SIR, welche von verminderten Leistungen in komprimierten Rahmen verursacht wird, um welche Mobilstationen das Ziel-SIR in komprimierten Rahmen zusätzlich zum Ziel-SIR in Folge der Bitra-

tensteigerung in komprimierten Rahmen erhöhen müssen, an die Mobilstationen signalisiert.

6. Eine mobile Radiokommunikationsnetzeinheit nach Anspruch 5, welche Mittel zur Signalisierung der besagten Erhöhung des Ziel-SIR zusammen mit anderen Parametern für den komprimierten Modus umfasst.
7. Eine mobile Radiokommunikationsnetzeinheit (40) für ein mobiles Radiokommunikationssystem, welches Mittel zum Ausführen eines Leistungsregelungs-Algorithmus (1) zur Steuerung einer Übertragungsleistung entsprechend einem Ziel-SIR, und einen Anpassungsalgorithmus (2) zum Anpassen des besagten Ziel-SIR entsprechend den Übertragungsanforderungen umfasst, wobei die besagte mobile Radiokommunikationsnetzeinheit Mittel (42) zum Anheben, im komprimierten Modus, des Ziel-SIR in komprimierten Rahmen durch eine Ziel-SIR-Erhöhungskomponente in Folge der Bitratensteigerung in komprimierten Rahmen und durch eine Ziel-SIR-Erhöhungskomponente in Folge von verminderten Leistungen in komprimierten Rahmen umfasst.
8. Ein mobiles Radiokommunikationssystem, welches mindestens eine Mobilstation nach Anspruch 4 umfasst.
9. Ein mobiles Radiokommunikationssystem, welches mindestens eine mobile Radiokommunikationsnetzeinheit nach einem beliebigen der Ansprüche 5 bis 7 umfasst.

Revendications

1. Procédé pour améliorer les performances d'un système de radiocommunication mobile utilisant un algorithme de contrôle de puissance (1) pour contrôler une puissance d'émission en fonction d'un rapport SIR cible et un algorithme d'ajustement (2) pour ajuster ledit rapport SIR cible en fonction des exigences d'émission, un procédé dans lequel, en mode compressé, le rapport SIR cible est augmenté dans les trames compressées par une composante d'augmentation du rapport SIR cible du fait de l'augmentation du débit binaire dans les trames compressées et par une composante d'augmentation du rapport SIR cible du fait des performances dégradées dans les trames compressées.
2. Procédé selon la revendication 1, dans lequel une entité de réseau de radiocommunication mobile signale aux stations mobiles l'augmentation du rapport SIR cible du fait des performances dégradées dans les trames compressées, de laquelle les stations mobiles doivent augmenter le rapport SIR cible

dans les trames compressées.

3. Procédé selon la revendication 2, dans lequel ladite augmentation du rapport SIR cible est signalée conjointement avec d'autres paramètres du mode compressé. 5
4. Station mobile (46) pour un système de radiocommunication mobile employant un algorithme de contrôle de puissance (1) pour contrôler une puissance d'émission en fonction d'un rapport SIR cible et un algorithme d'ajustement (2) pour ajuster ledit rapport SIR cible en fonction des exigences d'émission, ladite station mobile comprenant des moyens (48) pour, en mode compressé, augmenter le rapport SIR cible dans les trames compressées par une composante d'augmentation du rapport SIR cible du fait de l'augmentation du débit binaire dans les trames compressées et par une composante d'augmentation du rapport SIR cible du fait des performances dégradées dans les trames compressées, 10 15 20
5. Entité (45) de réseau de radiocommunication mobile pour un système de radiocommunication mobile employant un algorithme de contrôle de puissance (1) pour contrôler une puissance d'émission en fonction d'un rapport SIR cible et un algorithme d'ajustement (2) pour ajuster ledit rapport SIR ciblé en fonction des exigences d'émission, ladite entité de réseau de radiocommunication mobile comprenant des moyens (47) pour signaler aux stations mobiles l'augmentation du rapport SIR cible du fait des performances dégradées dans les trames compressées, de laquelle les stations mobiles doivent augmenter le rapport SIR cible dans les trames compressées en plus de l'augmentation du rapport SIR cible du fait de l'augmentation du débit binaire dans les trames compressées. 25 30 35
6. Entité de réseau de radiocommunication mobile selon la revendication 5, comprenant des moyens pour signaler ladite augmentation du rapport SIR cible conjointement avec d'autres paramètres du mode compressé. 40 45
7. Entité (40) de réseau de radiocommunication mobile pour un système de radiocommunication mobile comprenant des moyens pour exécuter un algorithme de contrôle de puissance (1) pour contrôler une puissance d'émission en fonction d'un rapport SIR cible et un algorithme d'ajustement (2) pour ajuster ledit rapport SIR cible en fonction des exigences d'émission, ladite entité de réseau de radiocommunication mobile comprenant des moyens (42) pour, en mode compressé, augmenter le rapport SIR cible dans les trames compressées par une composante d'augmentation du rapport SIR cible du fait de l'augmentation du débit binaire dans les trames compres- 50 55

sées et par une composante d'augmentation du rapport SIR cible du fait des performances dégradées dans les trames compressées.

8. Système de radiocommunication mobile comprenant au moins une station mobile selon la revendication 4. 5
9. Système de radiocommunication mobile comprenant au moins une entité de réseau de radiocommunication mobile selon l'une quelconque des revendications 5 à 7. 10

FIG. 1

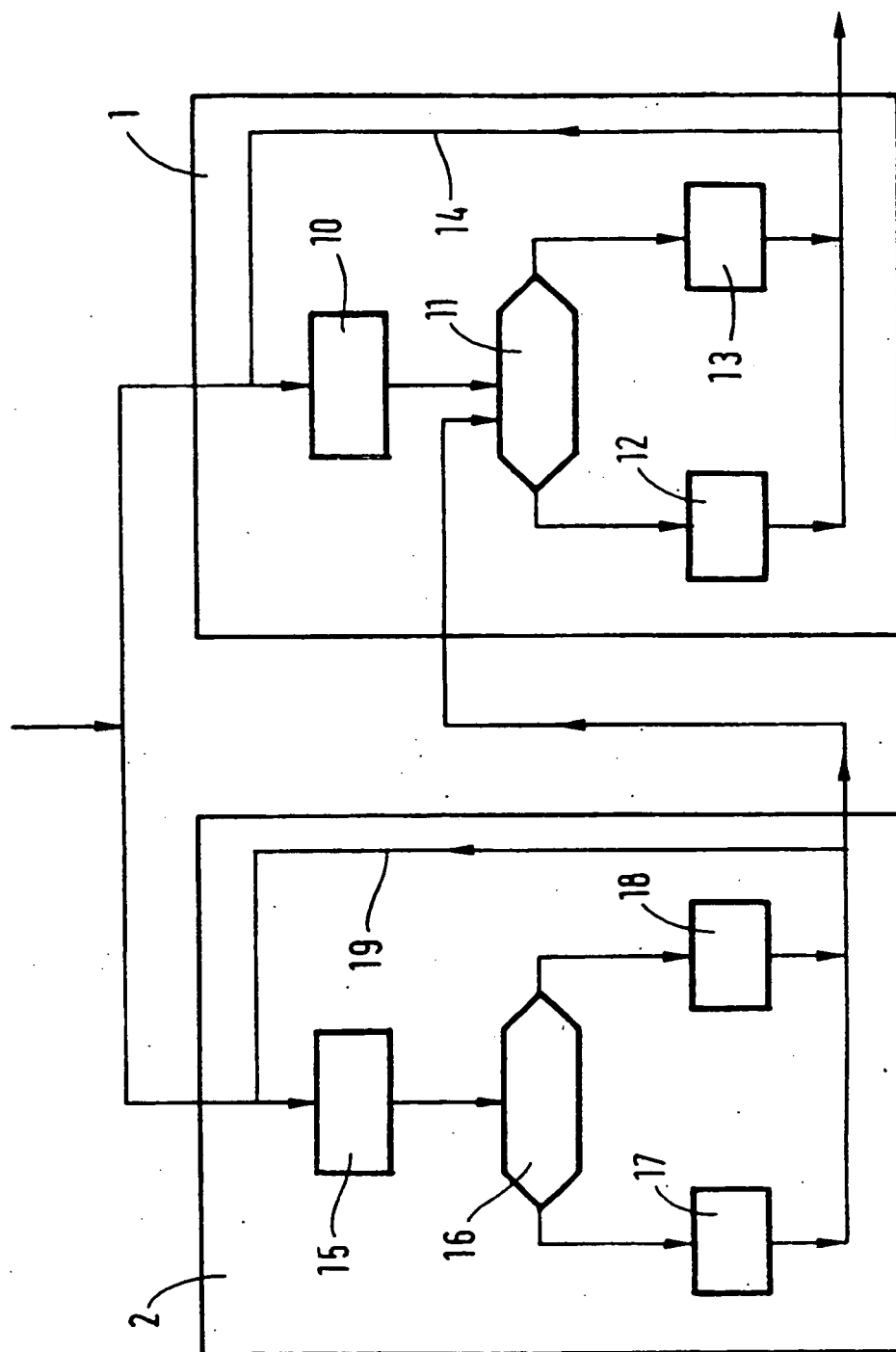


FIG. 2

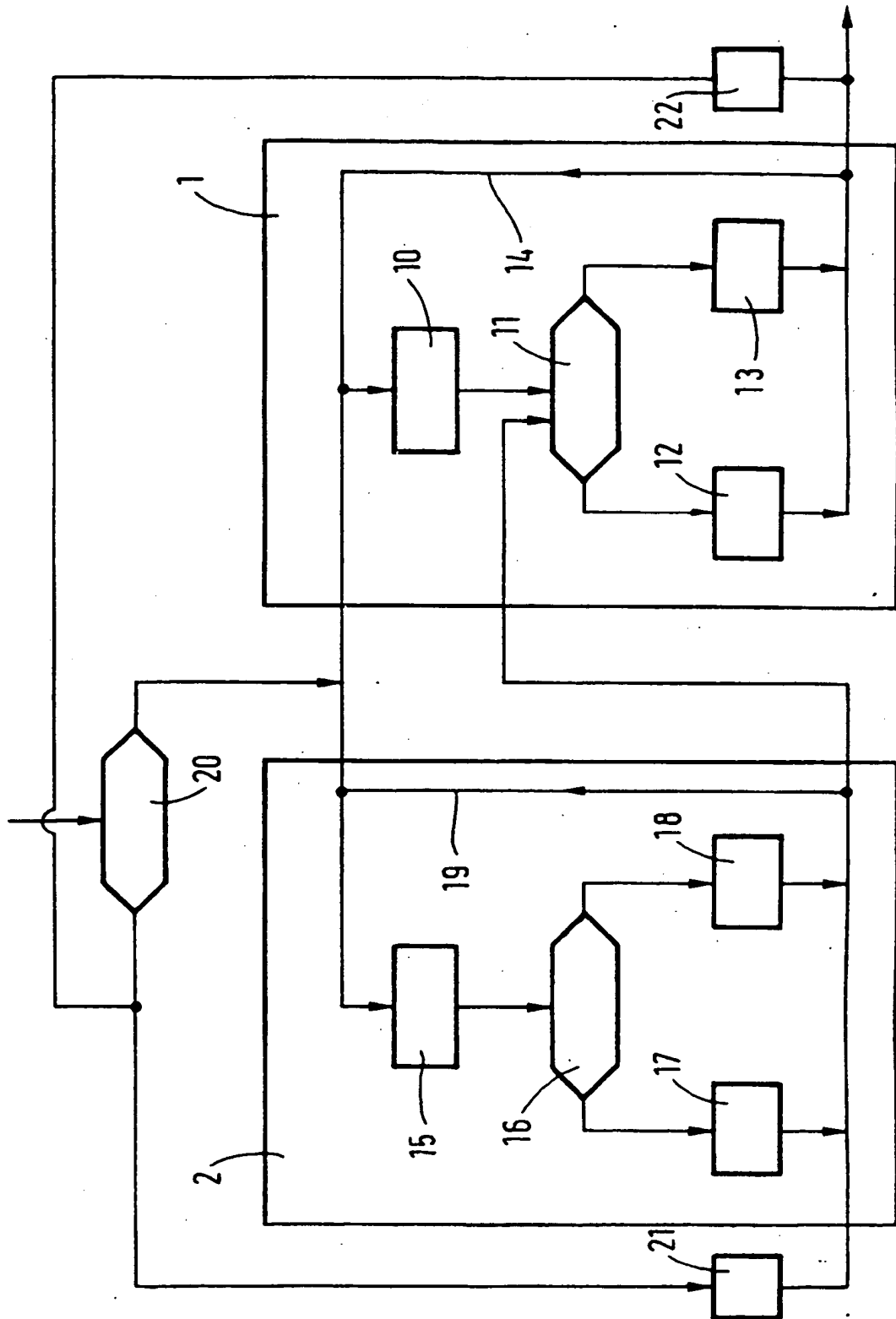


FIG. 3

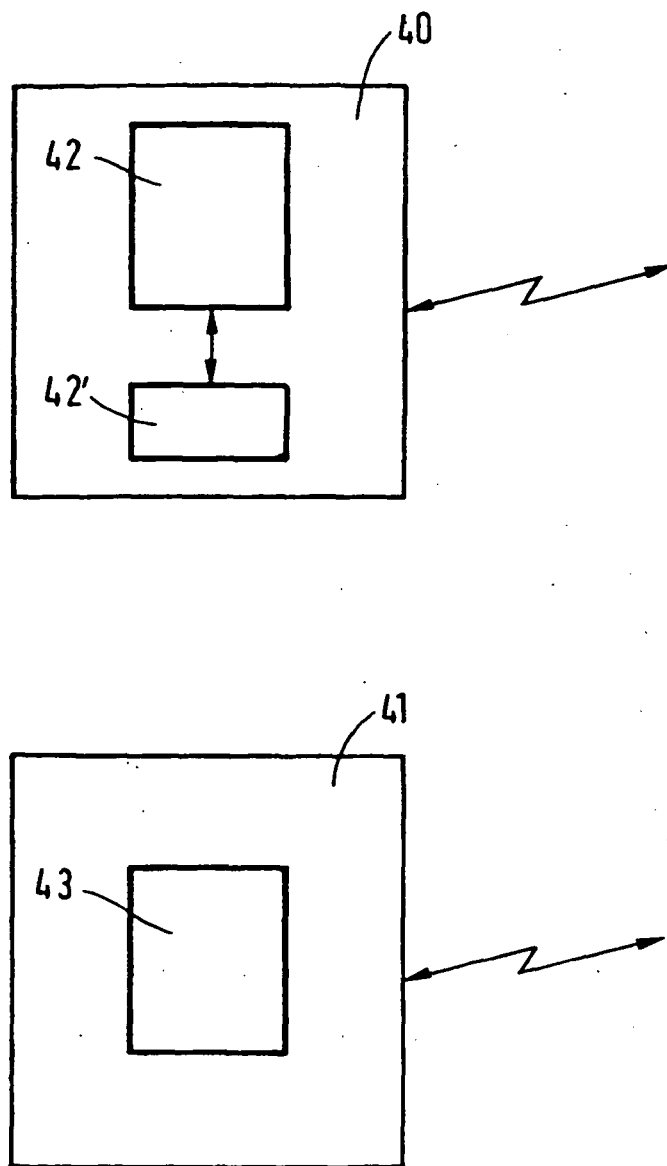
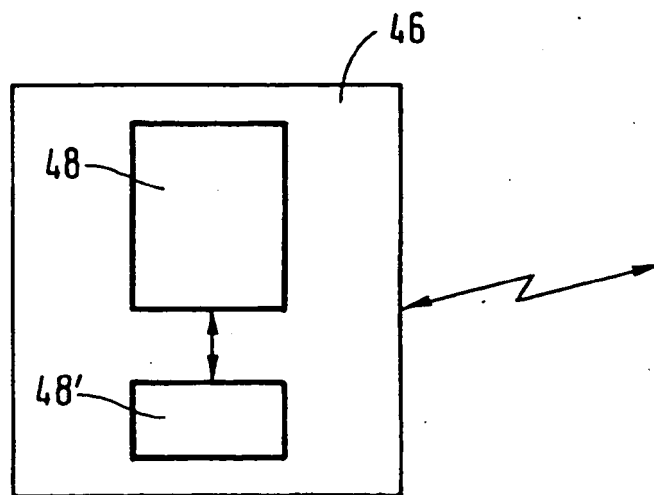
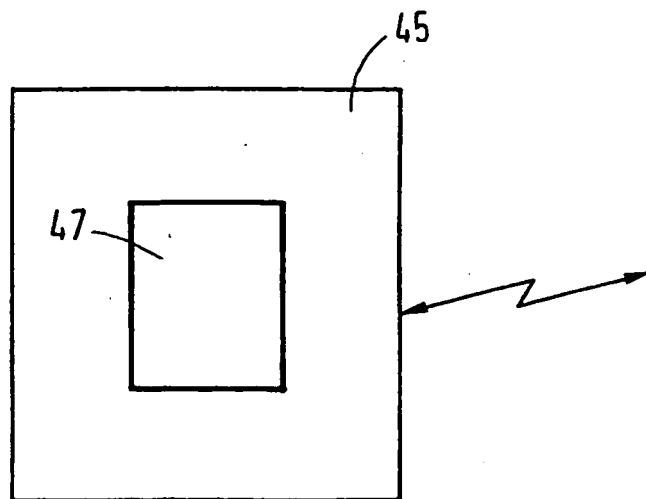


FIG. 4



REFERENCES CITED IN THE DESCRIPTION

This list of references cited by the applicant is for the reader's convenience only. It does not form part of the European patent document. Even though great care has been taken in compiling the references, errors or omissions cannot be excluded and the EPO disclaims all liability in this regard.

Patent documents cited in the description

- WO 0064070 A [0012]
- WO 00A0048335 A [0013]