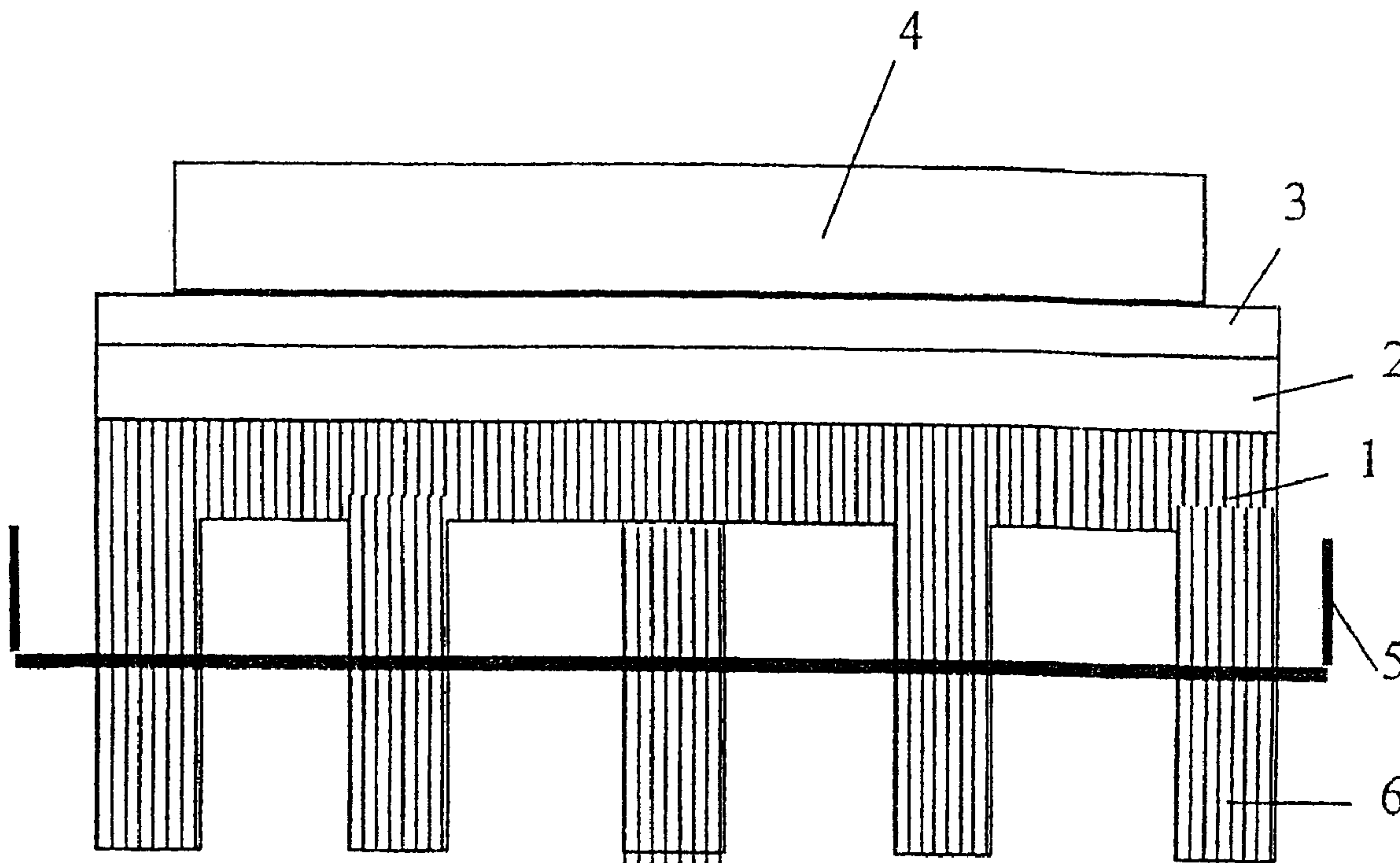




(86) Date de dépôt PCT/PCT Filing Date: 1999/04/01
 (87) Date publication PCT/PCT Publication Date: 1999/10/21
 (45) Date de délivrance/Issue Date: 2008/08/12
 (85) Entrée phase nationale/National Entry: 2000/10/04
 (86) N° demande PCT/PCT Application No.: DE 1999/001057
 (87) N° publication PCT/PCT Publication No.: 1999/053558
 (30) Priorité/Priority: 1998/04/08 (DE198 15 796.7)

(51) Cl.Int./Int.Cl. *H01M 8/02* (2006.01),
H01M 8/24 (2006.01), *H01M 8/12* (2006.01)
 (72) Inventeurs/Inventors:
DE HAART, LAMBERTUS G.J., NL;
MEUSINGER, JOSEFIN, DE
 (73) Propriétaire/Owner:
FORSCHUNGSZENTRUM JULICH GMBH, DE
 (74) Agent: SMART & BIGGAR

(54) Titre : PLAQUE BIPOLAIRE A PAROI POREUSE D'UN EMPILEMENT DE CELLULES ELECTROCHIMIQUES
 (54) Title: BI-POLAR PLATE WITH POROUS WALL FOR A FUEL CELL STACK



(57) **Abrégé/Abstract:**

The invention relates to a bipolar plate for a fuel cell, having a porous wall which separates the anode chamber from the anode. The porous wall inhibits the admission of fuel gas to the anode. In case of internal reforming the measured delivery of fuel gas prevents an uneven temperature distribution.



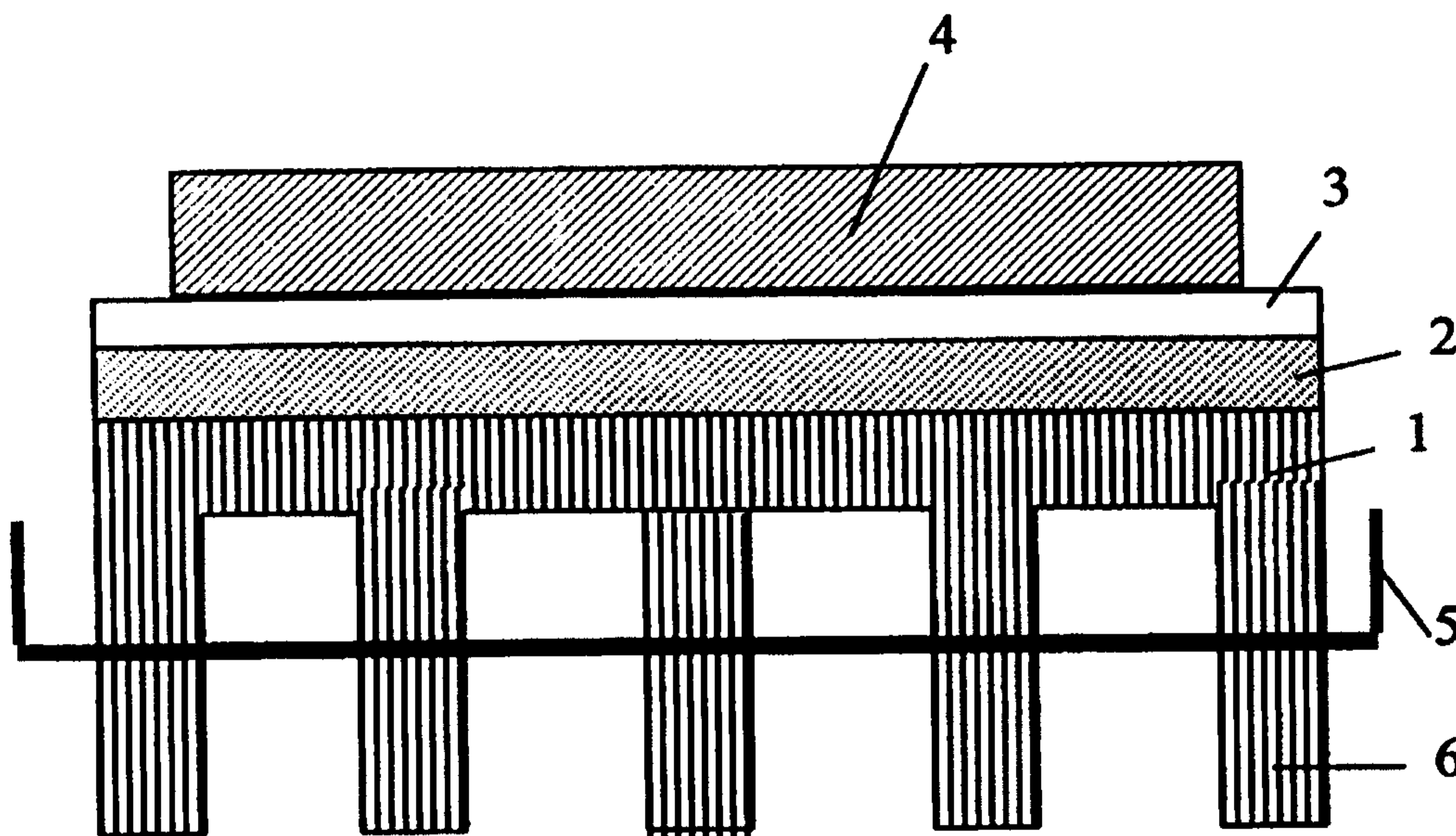
PCT
 WELTORGANISATION FÜR GEISTIGES EIGENTUM
 Internationales Büro
 INTERNATIONALE ANMELDUNG VERÖFFENTLICHT NACH DEM VERTRAG ÜBER DIE
 INTERNATIONALE ZUSAMMENARBEIT AUF DEM GEBIET DES PATENTWESENS (PCT)

| | | |
|---|-----------|--|
| (51) Internationale Patentklassifikation ⁶ : H01M 8/02, 8/24 | A1 | (11) Internationale Veröffentlichungsnummer: WO 99/53558 (43) Internationales Veröffentlichungsdatum: 21. Oktober 1999 (21.10.99) |
|---|-----------|--|

| | |
|--|--|
| <p>(21) Internationales Aktenzeichen: PCT/DE99/01057</p> <p>(22) Internationales Anmeldedatum: 1. April 1999 (01.04.99)</p> <p>(30) Prioritätsdaten: 198 15 796.7 8. April 1998 (08.04.98) DE</p> <p>(71) Anmelder (für alle Bestimmungsstaaten ausser US): FORSCHUNGSZENTRUM JÜLICH GMBH [DE/DE]; Wilhelm-Johnen-Strasse, D-51425 Jülich (DE).</p> <p>(72) Erfinder; und (75) Erfinder/Anmelder (nur für US): DE HAART, Lambertus [NL/NL]; Vrieheidepark 70, NL-6414 JE Heerlen (NL). MEUSINGER, Josefin [DE/DE]; In den Sternenäckern 2, D-65474 Bischofsheim (DE).</p> <p>(74) Gemeinsamer Vertreter: FORSCHUNGSZENTRUM JÜLICH GMBH; Personal und Recht - Patente (PR-PT), D-52425 Jülich (DE).</p> | <p>(81) Bestimmungsstaaten: AU, CA, JP, US, europäisches Patent (AT, BE, CH, CY, DE, DK, ES, FI, FR, GB, GR, IE, IT, LU, MC, NL, PT, SE).</p> <p>Veröffentlicht <i>Mit internationalem Recherchenbericht. Vor Ablauf der für Änderungen der Ansprüche zugelassenen Frist; Veröffentlichung wird wiederholt falls Änderungen eintreffen.</i></p> |
|--|--|

(54) Title: BIPOLAR PLATE WITH POROUS WALL FOR A FUEL CELL STACK

(54) Bezeichnung: BIPOLARE PLATTE MIT PORÖSER WAND EINES BRENNSTOFFZELLENSTAPELS



(57) Abstract

The invention relates to a bipolar plate for a fuel cell, having a porous wall which separates the anode chamber from the anode. The porous wall inhibits the admission of fuel gas to the anode. In case of internal reforming the measured delivery of fuel gas prevents an uneven temperature distribution.

70577-106

BI-POLAR PLATE WITH POROUS WALL FOR A FUEL CELL STACK

The invention relates to a fuel cell stack with connecting elements for the fuel cells of the stack and also to a manufacturing method.

A fuel cell includes a cathode, an electrolyte as well as an anode. An oxidation medium such as air is supplied to the cathode and a fuel such as hydrogen is supplied to the anode.

Various types of fuel cells are known for example the SOFC-fuel cell disclosed in the printed publication DE 44 30 958 C1 and the PEM fuel cell disclosed in the printed publication DE 195 31 952 C1.

The SOFC-fuel cell is also called high-temperature fuel cell since it has an operating temperature of up to 1000°C. In the presence of an oxidation medium, oxygen ions are formed at the cathode of a high-temperature fuel cell. The oxygen ions pass through the electrolyte and recombine at the anode side with the hydrogen of the fuel to form water. During the recombination electrons are released, whereby electric energy is generated.

The operating temperature of a PEM fuel cell is at about 80°C. In the presence of the fuel, protons are formed at the anode of a PEM fuel cell by means of a catalyst. The protons pass through the electrolyte and combine at the cathode side with the oxygen of the oxidation means to form water. During this process, electrons are released whereby electric energy is generated. For obtaining a large electric power output, generally several fuel cells are electrically and mechanically interconnected by connecting elements. An example of such a connecting element is the bi-polar plate disclosed in DE 44 10 711 C1. With the aid of bi-polar plates fuel cells can be arranged

electrically in series and can be placed on top of one another. Such an arrangement is called a fuel cell stack.

As fuel methane or methanol, among others can be used. The fuels mentioned are converted by reformation or oxidation, among others, to hydrogen or a hydrogen-rich gas.

It is known from the printed publication DE 195 198 47 C1 to reform fuel such as a methane internally, that is, directly at the anode of an SOFC fuel cell. A methane-steam reformation reaction is a highly endothermal reaction ($\Delta H = 227.5$ kJ/mol at 1000°C) and extracts a corresponding amount of heat from the surrounding area. The reaction rate of the reformation reaction is generally very high in comparison with the subsequent electrochemical reaction. In an internal reformation, the reformation reaction may be completed already within a distance of 10 mm from the gas entrance into the anode chamber (the chamber in which the anode is disposed). The heat required within such a short distance cannot be sufficiently supplied by the essentially slower electrochemical reaction so that, with internal reformation, there is always a temperature collapse. This results in uneven temperature distributions and consequently destructive thermal tensions.

In order to mitigate this problem, in accordance with the printed publication DE 195 198 47 C1, the catalyst concentrations in the anode chamber are suitably reduced so that the methane-steam reformation reaction occurs in a delayed fashion.

In the German Patent application with the official No. 197 10 345.6 - 45, it is described that a glass-containing paste is to be disposed between an electrode of a high temperature fuel cell and the adjacent bi-polar plate in order to reduce contact problems resulting from uneven surfaces.

From the printed publication DE 195 47 700 A1, it is known to arranged electrode spaces within a self-supporting electrode consisting of a cermet. In this way, the flow path of an oper-

70577-106

ating medium from the electrode chamber to the catalytically active layer is to be kept short.

It is the object of some embodiments of the present invention to provide an inexpensive simple
5 connecting element with which contact problems with an adjacent electrode are reduced. It is a further object of some embodiments of the invention to provide a method of producing a stack of fuel cells, which includes the connecting element.

10 The connecting element of the fuel cell stack may include a porous wall, which separates the anode chamber, from which the fuel flows to the electrode, from the anode. The anode may be connected to the porous wall.

The connecting element may consist - except for
15 welding or soldering connections - essentially of a metal or of related metals, for example, of metals with comparable physical and chemical properties.

An anode may be produced on the porous layer of the connecting element. For example, it may be produced by
20 pouring onto the porous layer a suspension, which contains the electrode material in the form of a powder. The electrode material may be deposited on the connecting element as a layer. It may then be dried and sintered.

Where the anode is produced on the connecting
25 element, there are no contact problems resulting from uneven surfaces.

The porous separating wall inhibits the diffusion of operating media to the catalytically active layer. Only a part of the fuel in the entrance area of the respective
30 anode chamber reaches directly the anode. As a result, the

70577-106

fuel to be reformed is evenly distributed in the anode chamber. Localized cooling is avoided in this way.

The porosity of the porous separation wall of the connecting element is preferably 20 to 60% in order to
5 achieve the effect mentioned before.

In one embodiment of the invention, the connecting element consists particularly of an iron-chromium alloy, for example, of the alloy having the material number 1,4742. Such a connecting element can be employed at high
10 temperatures of more than 500°C. The connecting element may be composed of different building components, which are soldered or welded together. Such a connection is more stable and easier to produce than a connection by a glass containing paste mentioned earlier.

15 In another embodiment, the anode consists of cermet so that it can be employed at high temperatures of over 500°C.

Producing an anode on the porous wall means that a preliminary body of the electrode is deposited on the porous
20 wall and that the anode is formed from the preliminary body by subsequent treatment of the preliminary body.

According to one particular aspect of the invention, there is provided a fuel cell stack including: a) at least two fuel cells, each fuel cell comprising a
25 cathode, and an anode with an electrolyte layer disposed between said anode and said cathode, said anode being provided with a catalyst for reforming or oxidizing fuel, and b) a connecting element of a metal or metal alloy disposed between said at least two fuel cells so as to

70577-106

electrically and mechanically interconnect said at least two fuel cells, said connecting element having opposite porous walls which are respectively disposed adjacent said anode of a fuel cell of said at least two fuel cells and said cathode
5 of another fuel cell of said at least two fuel cells.

There is also provided a method of providing in a fuel cell an anode on a porous metallic connecting element said method comprising the steps of: placing a suspension containing a powder of a material, which comprises said
10 anode, onto a surface of said porous metallic connecting element and subsequently drying and sintering said suspension to form said anode on the surface of said porous connecting element.

The figure shows an embodiment of the connecting
15 element (bipolar plate) according to an embodiment of the invention with an adjacent electrode-electrolyte unit.

A building component 1 consists of a porous, temperature resistant alloy with through pores (open porosity). The porosity is 20 to 60%. The size of the pores
20 is 0.1 - 10 μm . In a cross-section, it is comb-like. On the flat side (without the comb structure) of the component 1, first on about 10 μm thick anode 2 is deposited. For forming the anode on the flat side, a suspension is deposited which has the following properties: - the
25 suspension includes fine and coarse solid material parts consisting of the electrode material

70577-106

- the maximum diameter of the coarse solid material components equals the minimum pore sizes in the flat surface.
- the fine solid material components are 5 to 12 times smaller than the coarse solid material components
- 5 - the content of the coarse solid material components in the suspension is 2 - 70 vol. %.

The connecting element with the suspension deposited thereon is dried and sintered. Then an about 10 to 15 μm thick gas-tight electrolyte layer 3 is deposited in the manner as described earlier.
10

An about 50 μm thick cathode layer 4 is deposited on the electrolyte layer 3 especially by spraying, drying and sintering of a suspension.

The anode consists for example of nickel cermet. The electrolyte layer consists for example of yttrium-stabilized zirconium oxide (YSZ). The cathode consists for example of Sr-doped LaMnO_3 .
15

Onto the comb structure of the component 1, a metal sheet 5 has been soldered or welded. The metal sheet separates the anode chamber from the cathode chamber in a gas-tight manner. It may project sidewardly from the bi-polar plate as shown and is bent over. In this way, it can contribute to the gas-tight separation of the electrode chamber.
20

The metal sheet 5 consists particularly of the same alloy as the component 1. Strips 6 have been soldered or welded onto the metal sheet 5. They provide for the distribution of gas in the respective cathode chamber. The strips 6 consist of the same material as the component 1 and are also porous.
25

Since the strips 6 are also porous, an operating medium can more easily reach the areas of an electrode adjacent the strips 6.
30

The connecting element consists of a metallic material. Thermally produced expansions are the same. Destructive ten-

sions will therefore not occur. The metallic material is easy to work and has a high electrical and thermal conductivity, which is desirable. The good heat conductivity of the material results in an even temperature distribution. With the welding or soldering resistance-free transitions are obtained. Because of the gas diffusion barrier, the methane-steam reformation speed and the fuel oxidation speed (electrochemical reaction) correspond closely.

70577-106

CLAIMS:

1. A fuel cell stack including:

a) at least two fuel cells, each fuel cell comprising a cathode, and an anode with an electrolyte layer
5 disposed between said anode and said cathode, said anode being provided with a catalyst for reforming or oxidizing fuel, and

b) a connecting element of a metal or metal alloy disposed between said at least two fuel cells so as to
10 electrically and mechanically interconnect said at least two fuel cells, said connecting element having opposite porous walls which are respectively disposed adjacent said anode of a fuel cell of said at least two fuel cells and said cathode of another fuel cell of said at least two fuel cells.

15 2. A fuel cell stack according to claim 1, wherein said anode of each fuel cell of said at least two fuel cells consists of a cermet.

3. A fuel cell stack according to claim 1 or claim 2, wherein said connecting element is composed of several
20 components which are joined by welding or soldering.

4. A method of providing in a fuel cell an anode on a porous metallic connecting element said method comprising the steps of: placing a suspension containing a powder of a material, which comprises said anode, onto a surface of said porous metallic connecting element and subsequently drying and sintering said suspension to form said anode on the surface of said porous connecting element.

SMART & BIGGAR
OTTAWA, CANADA
PATENT AGENTS

70577-106

1/1

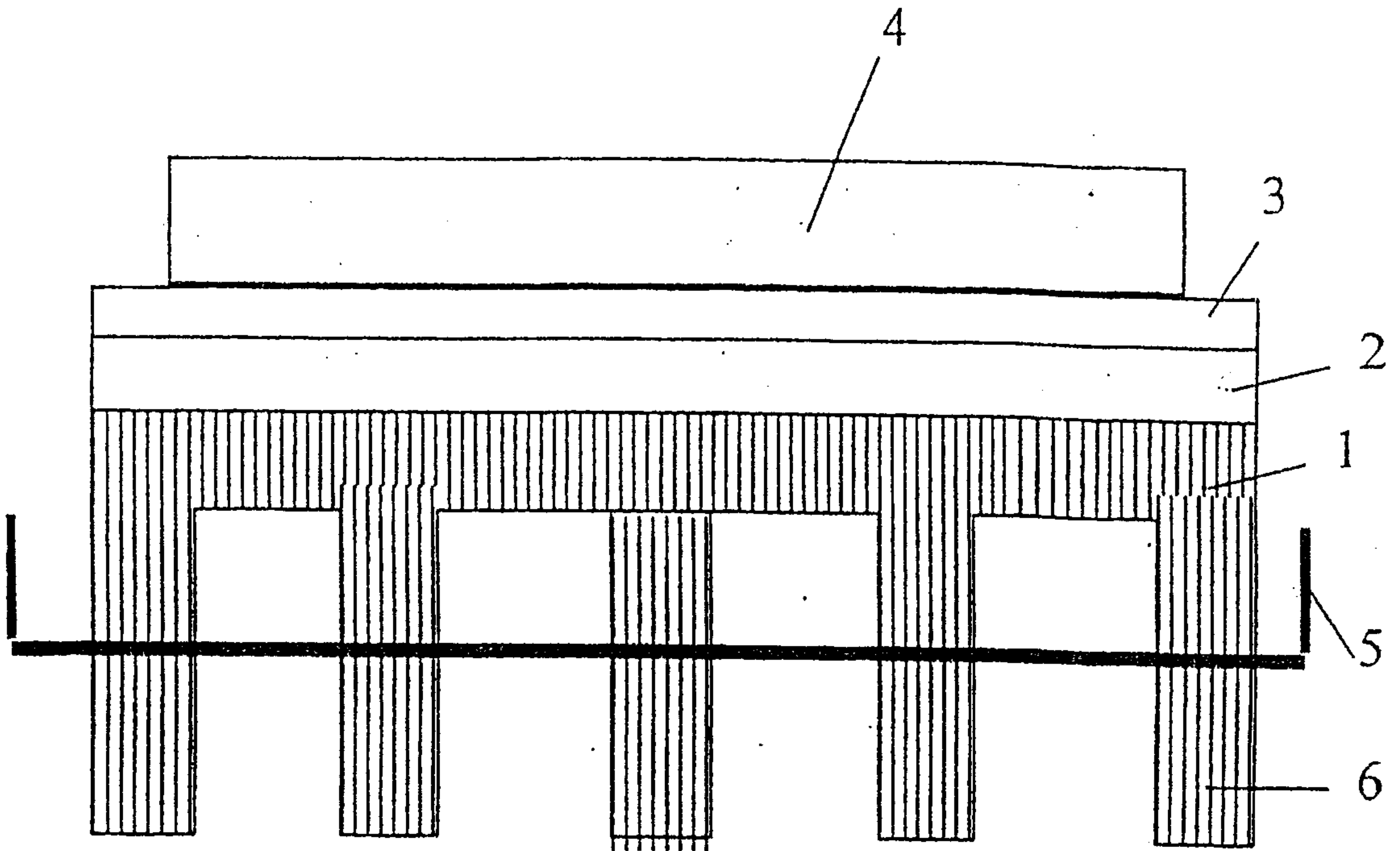


Figure 1

