

B. S. ATWOOD.  
Sandpapering-Machine.

No. 211,543.

Patented Jan. 21, 1879.

FIG. 1.

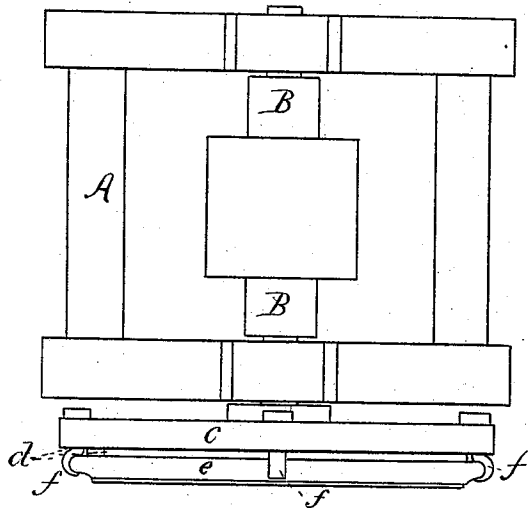


FIG. 2.

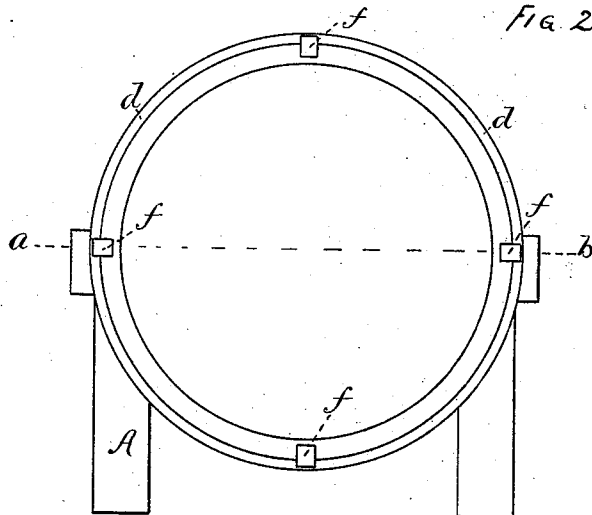
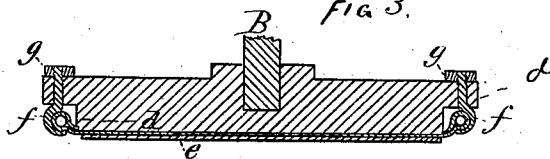


FIG. 3.



WITNESSES:  
Wm B. Orcutt  
T. F. Penduiggast

INVENTOR.  
B. S. Atwood  
By Charles D. Brewster  
his atty.

# UNITED STATES PATENT OFFICE.

BENJAMIN S. ATWOOD, OF SOUTH ABINGTON, MASSACHUSETTS.

## IMPROVEMENT IN SANDPAPERING-MACHINES.

Specification forming part of Letters Patent No. **211,543**, dated January 21, 1879; application filed April 12, 1878.

*To all whom it may concern:*

Be it known that I, BENJAMIN S. ATWOOD, of South Abington, Massachusetts, have invented an Improved Apparatus for Sandpapering Wooden Boxes, of which the following is a specification:

My invention relates to devices for sandpapering, consisting of a revolving disk covered with sand-paper. A frame of any suitable material is provided. Upon this, on proper bearings, I place a shaft turned by a band and suitable power. Upon this frame, and attached to one end of the shaft, I place a wooden disk about four feet in diameter. This disk I provide with a raised surface by cutting away from the outer part of the surface of the disk, and leaving a space about two inches in diameter and one and one-half an inch in thickness. I then make a frame of wire or any suitable material, of such size that it will fit closely over the raised surface on the disk. Over this frame I stretch a piece of stout cloth or canvas as a backing for the sand or emery paper. This frame is to be placed over the raised surface, and to be held in place by clamps of the form shown in the drawing. These clamps are secured by nuts screwed upon the end of the clamps which pass through the disk. Over the frame sand-paper is to be glued or otherwise suitably attached.

The frame, with the cloth stretched over it, will act as a cushion of sufficient elasticity to prevent the rapid wearing of the sand-paper when in use which would take place if the sand-paper were attached directly to the disk,

and a very considerable saving in the amount of sand-paper used will result.

To better accomplish this purpose the surface of the frame should be slightly raised above the face of the disk. It will be found also that by the use of the frame the process of putting on and taking off the sand-paper is made more convenient than by any method in use; and by the use of the raised surface the clamps are kept away from the operating-surface, the outer part of the clamps being below the sand-paper or operating-surface.

In the drawings, Figure 1 is a plan of my invention. Fig. 2 is a front view of the same, and Fig. 3 is a sectional view on the line *a b*.

A represents the frame; B, the shaft. *c* is the disk. *d* is the raised surface upon the disk *c*, over which the frame for holding the sand-paper *e* is to be placed. *ffff* are the clamps, secured by nuts *g g*.

I do not claim a revolving disk provided upon its operating-surface with a covering of sand-paper, for such a device is well known; but

What I do claim is—

A sandpapering apparatus consisting of the frame A, the shaft B, the disk *c*, with a raised surface, *d*, the frame for holding the sand-paper *e*, and the backing attached thereto, secured to the disk *c* by the clamps *ff*.

BENJAMIN S. ATWOOD.

Witnesses:

A. C. BRIGHAM,  
C. H. GARLAND.