



US00D762627S

(12) **United States Design Patent**
Yoon et al.

(10) **Patent No.:** **US D762,627 S**

(45) **Date of Patent:** **** Aug. 2, 2016**

(54) **CELLULAR PHONE**
(71) Applicant: **LG ELECTRONICS INC.**, Seoul (KR)
(72) Inventors: **Hyunjin Yoon**, Seoul (KR); **Jeeyoung Yoon**, Seoul (KR); **Hongsik Kim**, Seoul (KR)
(73) Assignee: **LG Electronics Inc.**, Seoul (KR)
(**) Term: **14 Years**
(21) Appl. No.: **29/500,762**
(22) Filed: **Aug. 28, 2014**

D570,320 S * 6/2008 Lee D14/138 AD
D577,703 S * 9/2008 Lee D14/138 G
D579,902 S * 11/2008 Kim D14/138 AD
D581,892 S * 12/2008 Lee D14/138 AD
D589,483 S * 3/2009 Tkachuk D14/138 AD
D593,519 S * 6/2009 Hong D14/138 AD
D597,988 S * 8/2009 Agin D14/138 AD
D604,260 S * 11/2009 Choi D14/138 AA
D605,623 S * 12/2009 Aarras D14/138 AD
D629,385 S * 12/2010 Lee D14/203.3
D643,826 S * 8/2011 Tsai D14/138 AD
D646,664 S * 10/2011 Lee D14/203.3
D675,176 S * 1/2013 Aarras D14/138 G
D680,985 S * 4/2013 Kangasmaa D14/138 G
D709,472 S * 7/2014 Seo D14/138 G
2013/0102365 A1 * 4/2013 Oh H04M 1/04
455/566

(30) **Foreign Application Priority Data**
Mar. 6, 2014 (KR) 30-2014-0011247
(51) **LOC (10) Cl.** **14-03**
(52) **U.S. Cl.**
USPC **D14/248**; D14/138 C
(58) **Field of Classification Search**
USPC ... D14/138 G, 138 AD, 248, 138 R, 138 AC,
D14/247, 137, 341-347, 138 C
CPC H04M 1/0202; H04M 1/0235; H04M
1/0237; H04M 1/0239; H04M 1/0266; H04M
1/0268; H04M 1/027; H04M 1/0295
See application file for complete search history.

* cited by examiner

Primary Examiner — Bridget L Eland
(74) *Attorney, Agent, or Firm* — Morgan, Lewis & Bockius LLP

(56) **References Cited**
U.S. PATENT DOCUMENTS
D542,306 S * 5/2007 Andre D14/496
D548,213 S * 8/2007 Lee D14/138 AC
D548,219 S * 8/2007 Hwang D14/138 AA
D548,710 S * 8/2007 Lee D14/138 AD
D549,681 S * 8/2007 Park D14/138 AD
D553,601 S * 10/2007 Cho D14/138 AD
D554,099 S * 10/2007 Kim D14/138 AD
D556,167 S * 11/2007 Yang D14/138 AA
D557,236 S * 12/2007 Hideki D14/138 AD

(57) **CLAIM**
The ornamental design for a cellular phone, as shown and described.

DESCRIPTION

FIG. 1 is a front, right side, perspective view of a cellular phone showing our new design;
FIG. 2 is a front view thereof;
FIG. 3 is a rear view thereof;
FIG. 4 is a left side view thereof;
FIG. 5 is a right side view thereof;
FIG. 6 is a top view thereof;
FIG. 7 is a bottom view thereof; and,
FIG. 8 is a rear, left side, perspective view thereof.
The evenly spaced broken lines showing the remainder of the article are directed to environment while the dash-dot broken lines define the bounds of the claimed design; the broken lines form no part of the claimed design.

1 Claim, 7 Drawing Sheets

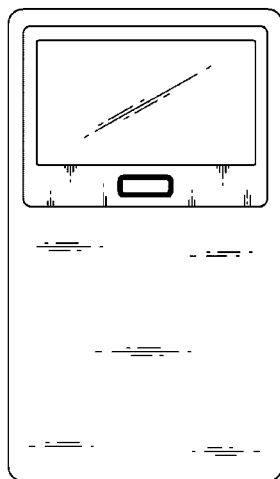


FIG. 1




FIG. 2




FIG. 3

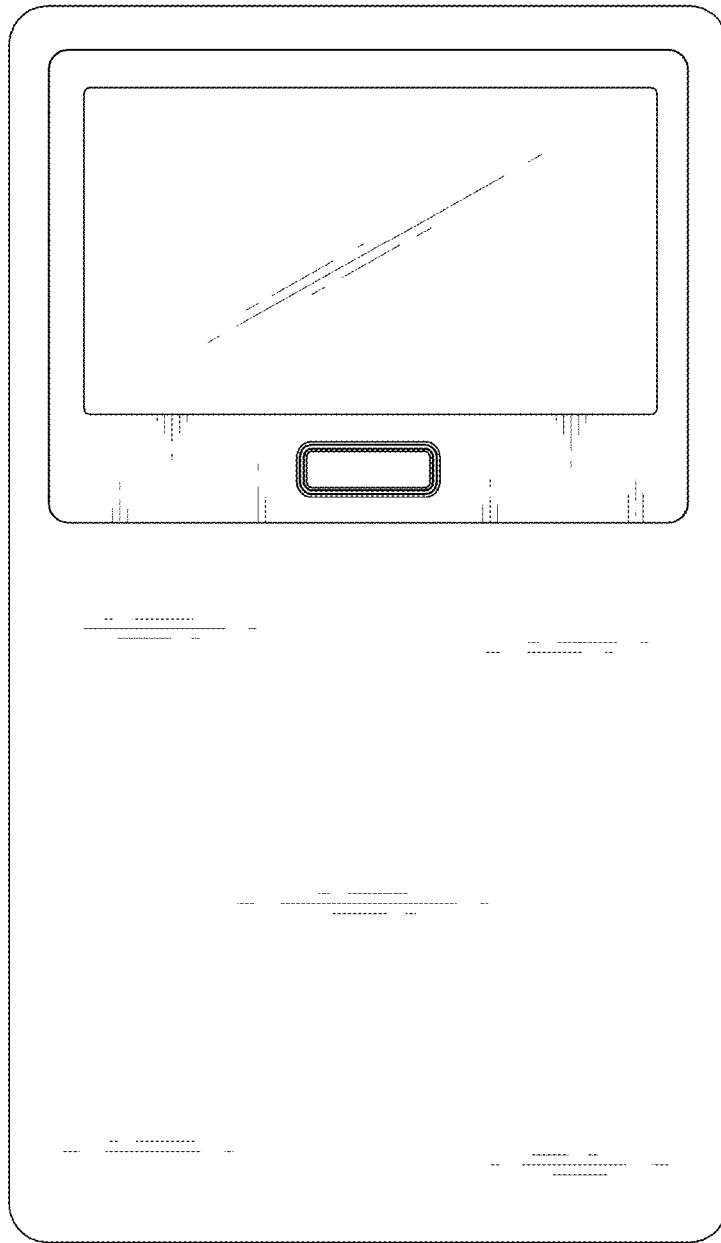


FIG. 4




FIG. 5




FIG. 6




FIG. 7



FIG. 8

