



US00D759919S

(12) **United States Design Patent**
Smith et al.

(10) **Patent No.:** **US D759,919 S**

(45) **Date of Patent:** **** Jun. 21, 2016**

(54) **VACUUM CLEANER UPRIGHT PORTION**

(71) Applicant: **BISSELL Homecare, Inc.**, Grand Rapids, MI (US)
(72) Inventors: **Mackenzie Leigh Smith**, Grand Rapids, MI (US); **Jing Yang**, Zhongshan (CN)
(73) Assignee: **BISSELL Homecare, Inc.**, Grand Rapids, MI (US)

(**) Term: **14 Years**

(21) Appl. No.: **29/513,304**

(22) Filed: **Dec. 30, 2014**

(51) **LOC (10) Cl.** **15-05**

(52) **U.S. Cl.**
USPC **D32/31**

(58) **Field of Classification Search**
USPC D32/17-18, 21-24, 31, 34, 40, 42, D32/49-52

CPC A47L 5/28; A47L 5/32; A47L 5/362; A47L 5/365; A47L 5/24; A47L 5/34; A47L 7/0038; A47L 9/26; A47L 9/2857; A47L 9/20; A47L 9/02; A47L 9/322; A47L 9/325; A47L 11/34; A47L 11/40; A47L 11/4044; A47L 11/20; A47L 11/146

See application file for complete search history.

(56) **References Cited**

U.S. PATENT DOCUMENTS

D462,813	S	*	9/2002	Nakano	D32/22
D532,944	S	*	11/2006	Choi	D32/22
D553,313	S	*	10/2007	Parr	D32/22
D553,814	S	*	10/2007	Parr	D32/22
D610,318	S	*	2/2010	Shin	D32/22
D652,589	S	*	1/2012	Lee	D32/22
D695,980	S	*	12/2013	Thorne	D32/22
D726,980	S	*	4/2015	Kim	D32/22
D730,001	S	*	5/2015	Yun	D32/22
D732,253	S	*	6/2015	Cheon	D32/22
D735,426	S	*	7/2015	Yun	D32/22
D740,505	S	*	10/2015	Gidwell	D32/31
2013/0232724	A1	*	9/2013	Krebs	A47L 5/28 15/353

* cited by examiner

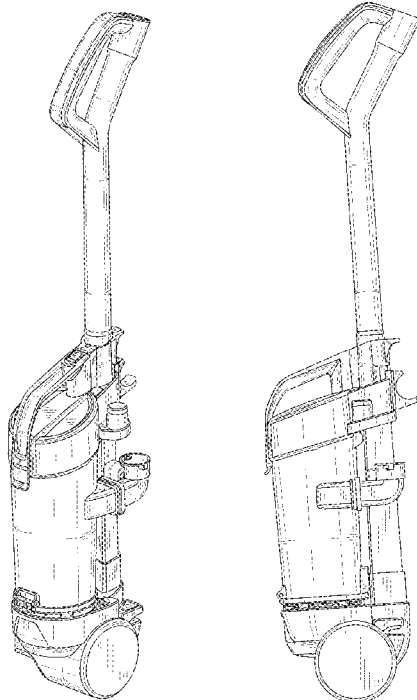
Primary Examiner — Ruth McInroy
(74) *Attorney, Agent, or Firm* — McGarry Bair PC

(57) **CLAIM**
The ornamental design for a vacuum cleaner upright portion, as shown and described.

DESCRIPTION

FIG. 1 is a front and right-side perspective view a vacuum cleaner upright portion showing our new design; FIG. 2 is a front view thereof; FIG. 3 is a rear view thereof; FIG. 4 is a right side view thereof; FIG. 5 is a left side view thereof; and, FIG. 6 is a top view thereof.

1 Claim, 4 Drawing Sheets



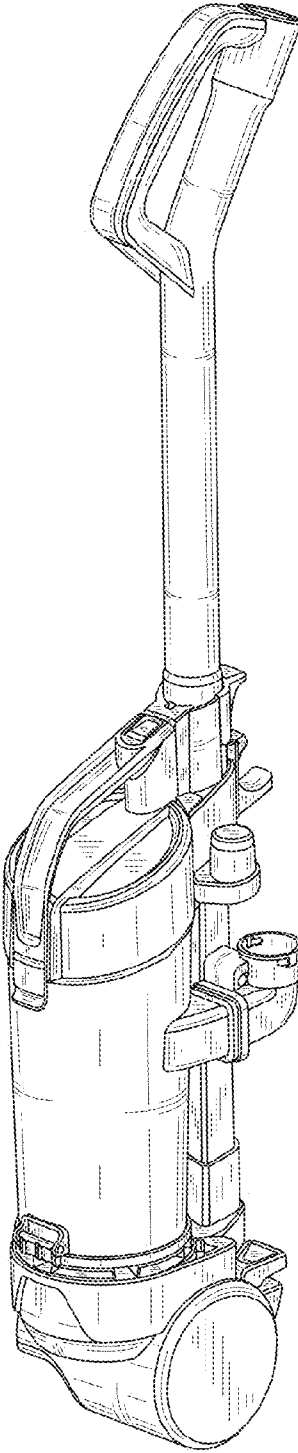


FIG. 1

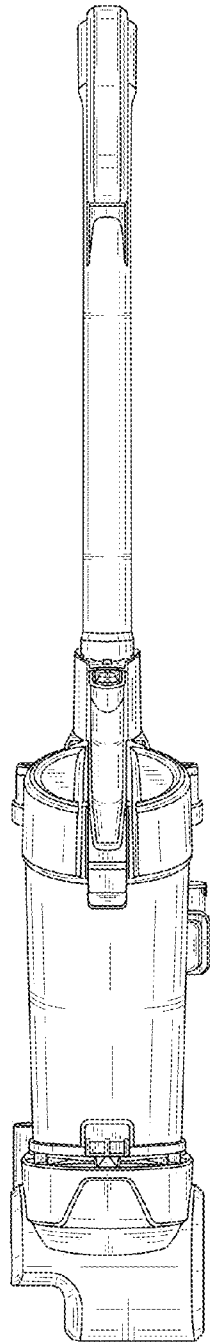


FIG. 2

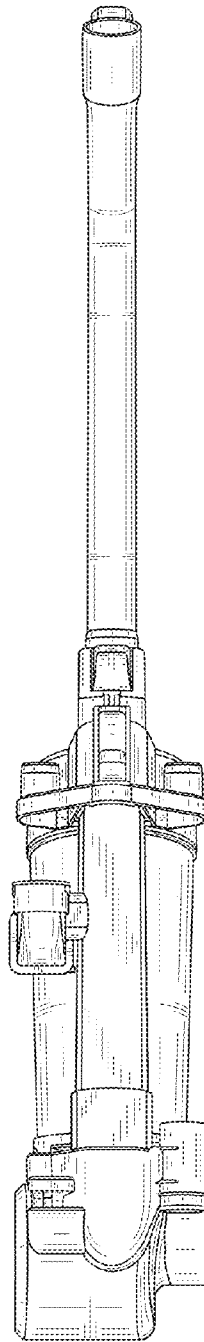


FIG. 3

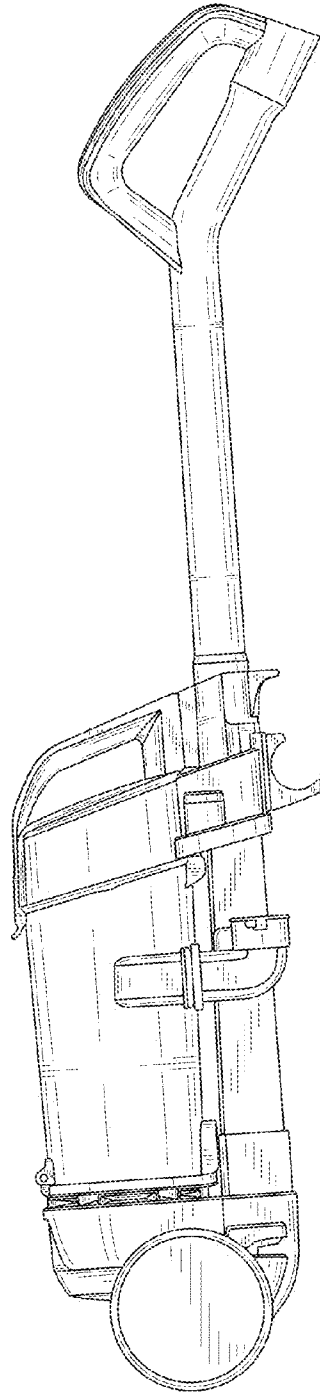


FIG. 4

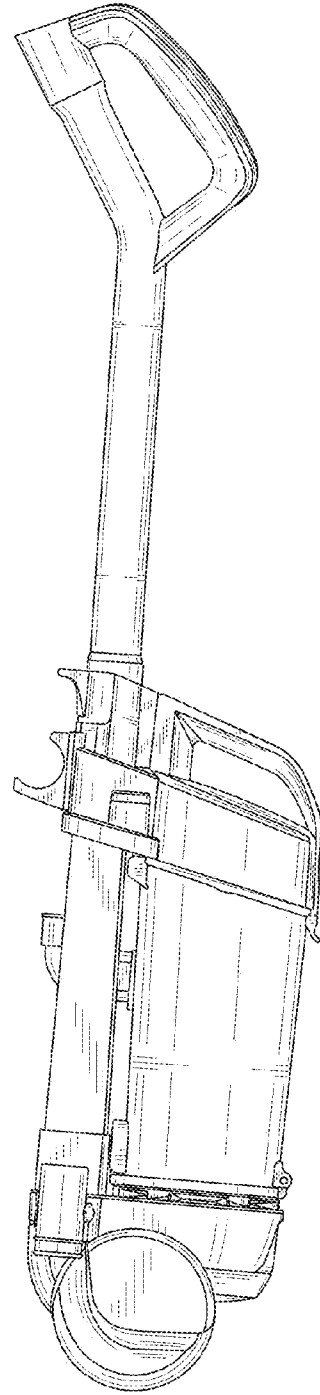


FIG. 5

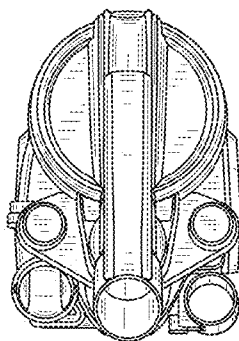


FIG. 6