



US00D477474S

(12) **United States Design Patent**  
**Milligan**

(10) **Patent No.:** **US D477,474 S**

(45) **Date of Patent:** **\*\* Jul. 22, 2003**

(54) **CABINET**

(75) **Inventor:** **Geoffrey Milligan, East York (CA)**

(73) **Assignee:** **TK Canada Limited, Downsview (CA)**

(\*\*) **Term:** **14 Years**

(21) **Appl. No.:** **29/149,417**

(22) **Filed:** **Oct. 11, 2001**

(51) **LOC (7) Cl. .... 06-04**

(52) **U.S. Cl. .... D6/446**

(58) **Field of Search** ..... D6/396, 397, 432,  
D6/433, 436, 440, 441, 444-448, 479, 509,  
510, 511; 312/198, 138.1, 204, 213, 348.4,  
107, 108

(56) **References Cited**

**U.S. PATENT DOCUMENTS**

D193,717 S	*	10/1962	Deaton	.....	D6/446
D251,945 S	*	5/1979	Offredi	.....	D6/436
D300,487 S	*	4/1989	Dyer	.....	D6/446
D312,738 S	*	12/1990	Newhouse	.....	D6/446
5,016,946 A	*	5/1991	Reznikov et al.	.....	312/108
D325,828 S	*	5/1992	Cochran et al.	.....	D6/429
D334,852 S	*	4/1993	Beirise	.....	D6/436

D336,392 S	*	6/1993	Whalen	.....	D6/446
D370,798 S	*	6/1996	Rosen	.....	D6/446
D370,799 S	*	6/1996	Rosen	.....	D6/446
D410,351 S	*	6/1999	Magnusson et al.	.....	D6/446

**OTHER PUBLICATIONS**

Cleator, DotCom Collection, Storage Units, p. 6, 8, Aug. 2000.\*

\* cited by examiner

*Primary Examiner*—Cathron C. Brooks

(74) *Attorney, Agent, or Firm*—Bereskin & Parr

(57) **CLAIM**

The ornamental Design for a cabinet, as shown.

**DESCRIPTION**

FIG. 1 is a three-quarter perspective view from above of the cabinet in accordance with my Design;

FIG. 2 is a front elevational view;

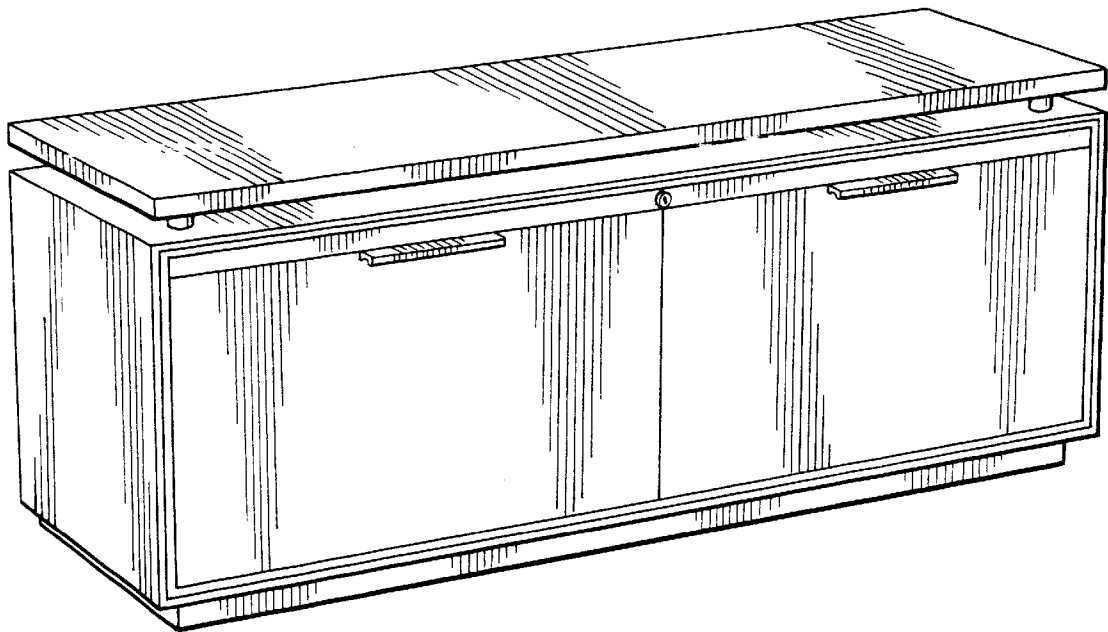
FIG. 3 is a top plan view;

FIG. 4 is a rear elevational view;

FIG. 5 is an underneath plan view; and,

FIG. 6 is an elevational view from the left in FIG. 1; the view from the right is a mirror image.

**1 Claim, 3 Drawing Sheets**








FIG. 3.

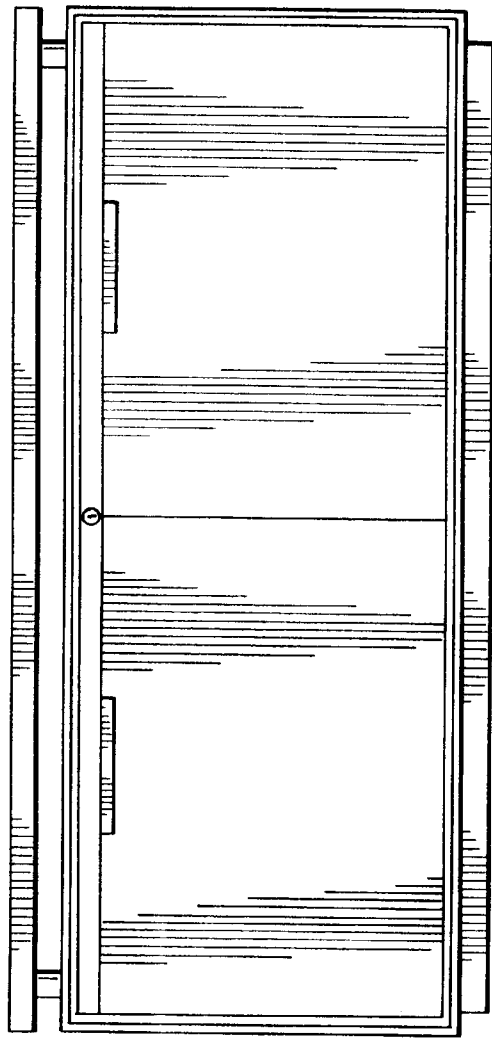


FIG. 2.

FIG. 4.




FIG. 6.

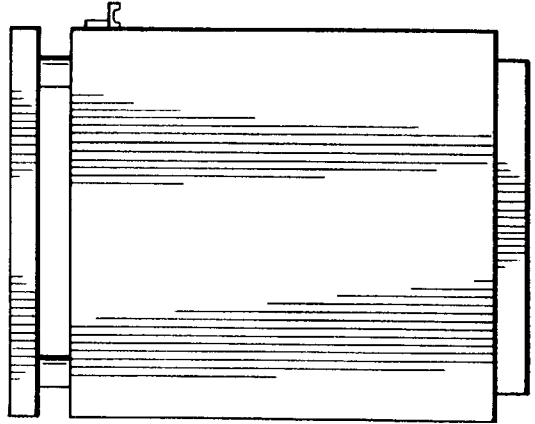


FIG. 5.

