

(43) International Publication Date
3 September 2015 (03.09.2015)

WIPO | PCT

(10) International Publication Number
WO 2015/130795 A1

(51) International Patent Classification:

A61K 31/401 (2006.01) A61K 31/416 (2006.01)
A61P 37/00 (2006.01)

(21) International Application Number:

PCT/US2015/017538

(22) International Filing Date:

25 February 2015 (25.02.2015)

(25) Filing Language:

English

(26) Publication Language:

English

(30) Priority Data:

61/944,189 25 February 2014 (25.02.2014) US
62/022,916 10 July 2014 (10.07.2014) US
62/046,783 5 September 2014 (05.09.2014) US

(71) Applicant: ACHILLION PHARMACEUTICALS, INC.

[US/US]; 300 George Street, New Haven, CT 06511 (US).

(72) Inventors: WANG, Qiuping; 79 Carriage Drive, Bethany,

CT 06524 (US). GADHACHANDA, Venkat, Rao; 39

Ives Street, Unit 104, Hamden, CT 06518 (US). PAIS,

Godwin; 370 West Todd Street, Hamden, CT 06518 (US).

HASHIMOTO, Akihiro; 47 Laurel Street, Branford, CT

06405 (US). CHEN, Dawei; 1117 Durham Road, Guil-

ford, CT 06437 (US). WANG, Xiangzhu; 147 Foxbridge

Village Road, Branford, CT 06405 (US). AGARWAL,

Atul; 75 Nicholas Court, Hamden, CT 06518 (US).

DESHPANDE, Milind; 44 Field Brook Road, Madison,

CT 06443 (US). PHADKE, Avinash, S.; 51 Gilbert Lane,

Branford, CT 06405 (US). WILES, Jason, Allan; 116
Blinnshed Road, Madison, CT 06443 (US).(74) Agent: BELLOWS, Brent, R.; Knowles Intellectual Prop-
erty Strategies, Inc., 400 Perimeter Center Terrace NE,
Suite 200, Atlanta, GA 30346 (US).

(81) Designated States (unless otherwise indicated, for every

kind of national protection available): AE, AG, AL, AM,
AO, AT, AU, AZ, BA, BB, BG, BH, BN, BR, BW, BY,
BZ, CA, CH, CL, CN, CO, CR, CU, CZ, DE, DK, DM,
DO, DZ, EC, EE, EG, ES, FI, GB, GD, GE, GH, GM, GT,
HN, HR, HU, ID, IL, IN, IR, IS, JP, KE, KG, KN, KP, KR,
KZ, LA, LC, LK, LR, LS, LU, LY, MA, MD, ME, MG,
MK, MN, MW, MX, MY, MZ, NA, NG, NI, NO, NZ, OM,
PA, PE, PG, PH, PL, PT, QA, RO, RS, RU, RW, SA, SC,
SD, SE, SG, SK, SL, SM, ST, SV, SY, TH, TJ, TM, TN,
TR, TT, TZ, UA, UG, US, UZ, VC, VN, ZA, ZM, ZW.

(84) Designated States (unless otherwise indicated, for every

kind of regional protection available): ARIPO (BW, GH,
GM, KE, LR, LS, MW, MZ, NA, RW, SD, SL, ST, SZ,
TZ, UG, ZM, ZW), Eurasian (AM, AZ, BY, KG, KZ, RU,
TJ, TM), European (AL, AT, BE, BG, CH, CY, CZ, DE,
DK, EE, ES, FI, FR, GB, GR, HR, HU, IE, IS, IT, LT, LU,
LV, MC, MK, MT, NL, NO, PL, PT, RO, RS, SE, SI, SK,
SM, TR), OAPI (BF, BJ, CF, CG, CI, CM, GA, GN, GQ,
GW, KM, ML, MR, NE, SN, TD, TG).

Published:

— with international search report (Art. 21(3))

(54) Title: AMIDE COMPOUNDS FOR TREATMENT OF COMPLEMENT MEDIATED DISORDERS

(57) Abstract: Compounds, methods of use, and processes for making inhibitors of complement factor D comprising Formula I, or a pharmaceutically acceptable salt or composition thereof, wherein R¹² or R¹³ on the A group is an amide substituent (R³²) are provided. The inhibitors described herein target factor D and inhibit or regulate the complement cascade at an early and essential point in the alternative complement pathway, and reduce factor D's ability to modulate the classical and lectin complement pathways. The inhibitors of factor D described herein are capable of reducing the excessive activation of complement, which has been linked to certain autoimmune, inflammatory, and neurodegenerative diseases, as well as ischemia-reperfusion injury and cancer.

WO 2015/130795 A1

AMIDE COMPOUNDS FOR TREATMENT OF COMPLEMENT MEDIATED DISORDERS

CROSS-REFERENCE TO RELATED APPLICATIONS

[0001] This application claims the benefit of provisional U.S. Application No. 61/944,189 filed February 25, 2014, provisional U.S. Application No. 62/022,916 filed July 10, 2014, and provisional U.S. Application 62/046,783 filed September 5, 2014. The entirety of each of these applications is hereby incorporated by reference for all purposes.

BACKGROUND

[0002] The complement system is a part of the innate immune system which does not adapt to changes over the course of the host's life, but is recruited and used by the adaptive immune system. For example, it assists, or complements, the ability of antibodies and phagocytic cells to clear pathogens. This sophisticated regulatory pathway allows rapid reaction to pathogenic organisms while protecting host cells from destruction. Over thirty proteins and protein fragments make up the complement system. These proteins act through opsonization (enhancing phagocytosis of antigens), chemotaxis (attracting macrophages and neutrophils), cell lysis (rupturing membranes of foreign cells) and agglutination (clustering and binding of pathogens together).

[0003] The complement system has three pathways: classical, alternative and lectin. Complement factor D plays an early and central role in activation of the alternative pathway of the complement cascade. Activation of the alternative complement pathway is initiated by spontaneous hydrolysis of a thioester bond within C3 to produce C3(H₂O), which associates with factor B to form the C3(H₂O)B complex. Complement factor D acts to cleave factor B within the C3(H₂O)B complex to form Ba and Bb. The Bb fragment remains associated with C3(H₂O) to form the alternative pathway C3 convertase C3(H₂O)Bb. Additionally, C3b generated by any of the C3 convertases also associates with factor B to form C3bB, which factor D cleaves to generate the later stage alternative pathway C3 convertase C3bBb. This latter form of the alternative pathway C3 convertase may provide important downstream amplification within all three of the defined complement pathways, leading ultimately to the recruitment and assembly of additional factors in the complement cascade pathway, including the cleavage of C5 to C5a and

C5b. C5b acts in the assembly of factors C6, C7, C8, and C9 into the membrane attack complex, which can destroy pathogenic cells by lysing the cell.

[0004] The dysfunction of or excessive activation of complement has been linked to certain autoimmune, inflammatory, and neurodegenerative diseases, as well as ischemia-reperfusion injury and cancer. For example, activation of the alternative pathway of the complement cascade contributes to the production of C3a and C5a, both potent anaphylatoxins, which also have roles in a number of inflammatory disorders. Therefore, in some instances, it is desirable to decrease the response of the complement pathway, including the alternative complement pathway. Some examples of disorders mediated by the complement pathway include age-related macular degeneration (AMD), paroxysmal nocturnal hemoglobinuria (PNH), multiple sclerosis, and rheumatoid arthritis.

[0005] Age-related macular degeneration (AMD) is a leading cause of vision loss in industrialized countries. Based on a number of genetic studies, there is evidence of the link between the complement cascade and macular degeneration. Individuals with mutations in the gene encoding complement factor H have a fivefold increased risk of macular degeneration and individuals with mutations in other complement factor genes also have an increased risk of AMD. Individuals with mutant factor H also have increased levels of C-reactive protein, a marker of inflammation. Without adequate functioning factor H, the alternative pathway of the complement cascade is overly activated leading to cellular damage. Inhibition of the alternative pathway is thus desired.

[0006] Paroxysmal nocturnal hemoglobinuria (PNH) is a non-malignant, hematological disorder characterized by the expansion of hematopoietic stem cells and progeny mature blood cells which are deficient in some surface proteins. PNH erythrocytes are not capable of modulating their surface complement activation, which leads to the typical hallmark of PNH – the chronic activation of complement mediated intravascular anemia. Currently, only one product, the anti-C5 monoclonal antibody eculizumab, has been approved in the U.S. for treatment of PNH. However, many of the patients treated with eculizumab remain anemic, and many patients continue to require blood transfusions. In addition, treatment with eculizumab requires life-long intravenous injections. Thus, there is an unmet need to develop novel inhibitors of the complement pathway.

[0007] Factor D is an attractive target for inhibition or regulation of the complement cascade due to its early and essential role in the alternative complement pathway, and its potential role in signal amplification within the classical and lectin complement pathways. Inhibition of factor D effectively interrupts the pathway and attenuates the formation of the membrane attack complex.

[0008] While initial attempts have been made to develop inhibitors of factor D, there are currently no small molecule factor D inhibitors in clinical trials. Examples of factor D inhibitors or prolyl compounds are described in the following disclosures.

[0009] Biocryst Pharmaceuticals US Pat. No. 6653340 titled “Compounds useful in the complement, coagulat and kallikrein pathways and method for their preparation” describes fused bicyclic ring compounds that are potent inhibitors of factor D. Development of the factor D inhibitor BCX1470 was discontinued due to lack of specificity and short half-life of the compound.

[0010] Novartis PCT patent publication WO2012/093101 titled “Indole compounds or analogues thereof useful for the treatment of age-related macular degeneration” describes certain factor D inhibitors.

[0011] Novartis PCT patent publications WO2014/002057 titled “Pyrrolidine derivatives and their use as complement pathway modulators” and WO2014/009833 titled “Complement pathway modulators and uses thereof” describe additional factor D inhibitors with heterocyclic substituents. Additional factor D inhibitors are described in Novartis PCT patent publications WO2014/002051, WO2014/002052, WO2014/002053, WO2014/002054, WO2014/002058, WO2014/002059, and WO2014/005150.

[0012] Bristol-Myers Squibb PCT patent publication WO2004/045518 titled “Open chain prolyl urea-related modulators of androgen receptor function” describes open chain prolyl urea and thiourea related compounds for the treatment of androgen receptor-associated conditions, such as age-related diseases, for example, sarcopenia.

[0013] Japan Tobacco Inc. PCT patent publication WO1999/048492 titled “Amide derivatives and nociceptin antagonists” describes compounds with a proline-like core and aromatic substituents connected to the proline core through amide linkages useful for the treatment of pain.

[0014] Ferring B.V. and Yamanouchi Pharmaceutical Co. LTD. PCT patent publication

WO1993/020099 titled “CCK and/or gastrin receptor ligands” describes compounds with a proline-like core and heterocyclic substituents connected to the proline core through amide linkages for the treatment of, for example, gastric disorders or pain.

[0015] Alexion Pharmaceuticals PCT patent publication WO1995/029697 titled “Methods and compositions for the treatment of glomerulonephritis and other inflammatory diseases” discloses antibodies directed to C5 of the complement pathway for the treatment of glomerulonephritis and inflammatory conditions involving pathologic activation of the complement system. Alexion Pharmaceutical’s anti-C5 antibody eculizumab (Soliris®) is currently the only complement-specific antibody on the market, and is the first and only approved treatment for paroxysmal nocturnal hemoglobinuria (PNH).

[0016] Compounds which mediate the complement pathway, and for example, act as factor D inhibitors are needed for treatment of disorders in a host, including a human, associated with misregulation of the complement cascade.

SUMMARY

[0017] In one aspect, the present invention includes a compound of Formula I, or a pharmaceutically acceptable salt or composition thereof, wherein R^{12} or R^{13} on the A group is an amide substituent, is a superior inhibitor of complement factor D.

[0018] In one embodiment, a method for the treatment of a disorder associated with a dysfunction, including increased activity, of the complement pathway is provided that includes the administration of an effective amount of a compound of Formula I, or a pharmaceutically acceptable salt thereof, optionally in a pharmaceutically acceptable carrier, as described in more detail below.

[0019] In one embodiment, the disorder is associated with the alternative complement cascade pathway. In yet another embodiment, the disorder is associated with the complement classical pathway. In a further embodiment, the disorder is associated with the complement lectin pathway. The factor D inhibitors provided herein can thus dampen or inhibit detrimental complement activity in a host, by administration of an effective amount in a suitable manner to a host in need thereof.

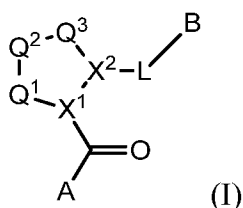
[0020] Specific embodiments of this invention are directed to certain disease indications. In one embodiment, a method for the treatment of paroxysmal nocturnal hemoglobinuria (PNH)

is provided that includes the administration of an effective amount of a compound of Formula I, or a pharmaceutically acceptable salt thereof, optionally in a pharmaceutically acceptable carrier. In another embodiment, a method for the treatment of age-related macular degeneration (AMD) is provided that includes the administration of an effective amount of a compound of Formula I, or a pharmaceutically acceptable salt thereof, optionally in a pharmaceutically acceptable carrier. In another embodiment, a method for the treatment of rheumatoid arthritis is provided that includes the administration of an effective amount of a compound of Formula I, or a pharmaceutically acceptable salt thereof, optionally in a pharmaceutically acceptable carrier. In another embodiment, a method for the treatment of multiple sclerosis is provided that includes the administration of an effective amount of a compound of Formula I, or a pharmaceutically acceptable salt thereof, optionally in a pharmaceutically acceptable carrier.

[0021] In other embodiments of the invention, an active compound provided herein can be used to treat or prevent a disorder in a host mediated by complement factor D, or by an excessive or detrimental amount of the C3 amplification loop of the complement pathway. As examples, the invention includes methods to treat or prevent complement associated disorders that are induced by antibody-antigen interactions, a component of an immune or autoimmune disorder or by ischemic injury. The invention also provides methods to decrease inflammation or an immune response, including an autoimmune response, where mediated or affected by factor D.

[0022] The disclosure below is considered Part A of the specification. Part B is provided further below, which is an incorporation by explicit reference of the terms of the priority documents for this specification.

[0023] The disclosure provides compounds of Formula I



and the pharmaceutically acceptable salts and compositions thereof, wherein:

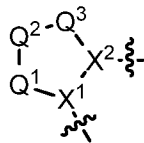
[0024] Q^1 is $N(R^1)$ or $C(R^1R^{1'})$;

[0025] Q^2 is $C(R^2R^{2'})$, $C(R^2R^{2'})-C(R^2R^{2'})$, S, O, $N(R^2)$ or $C(R^2R^{2'})O$;

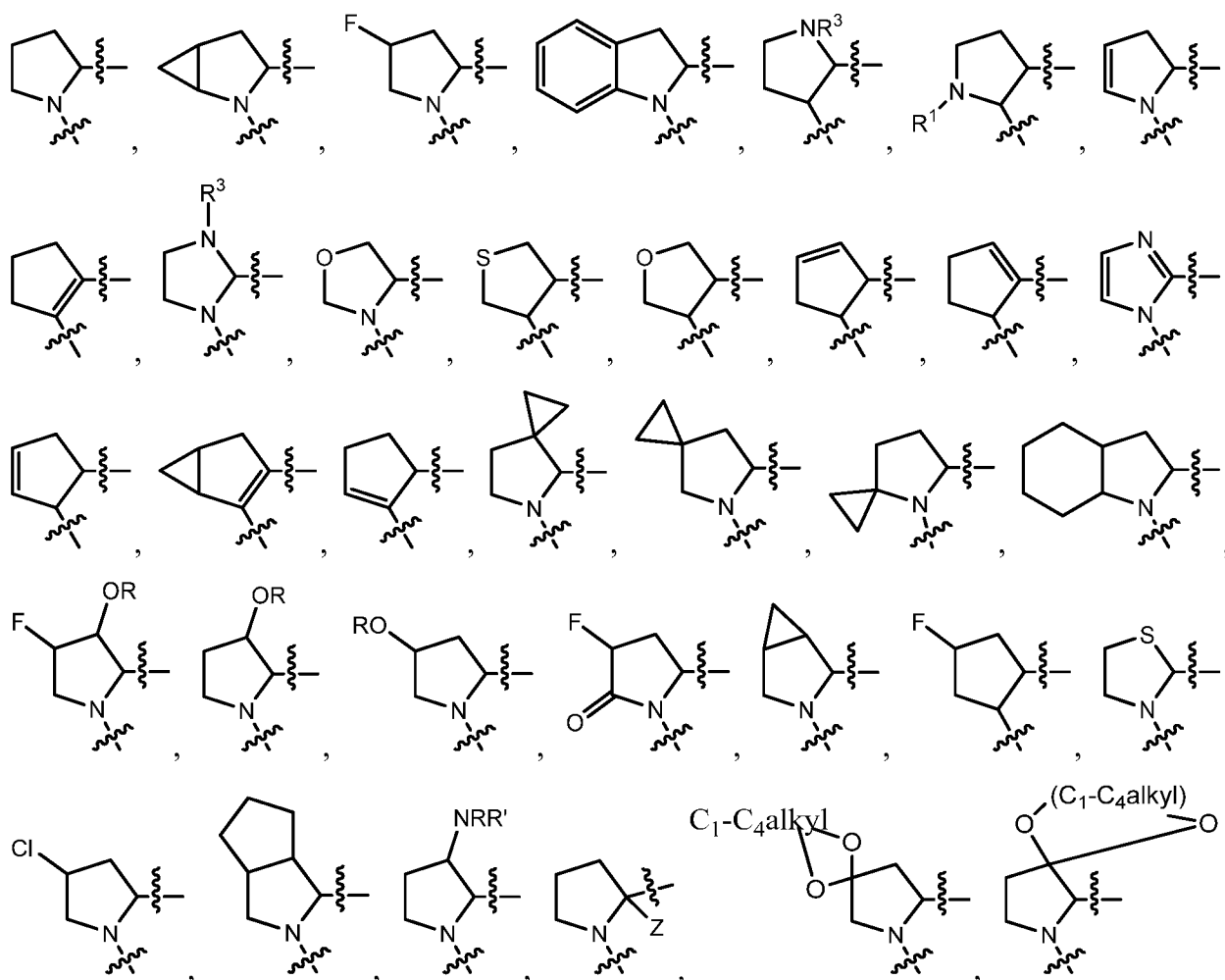
[0026] Q^3 is $N(R^3)$, S, or $C(R^3R^{3'})$;

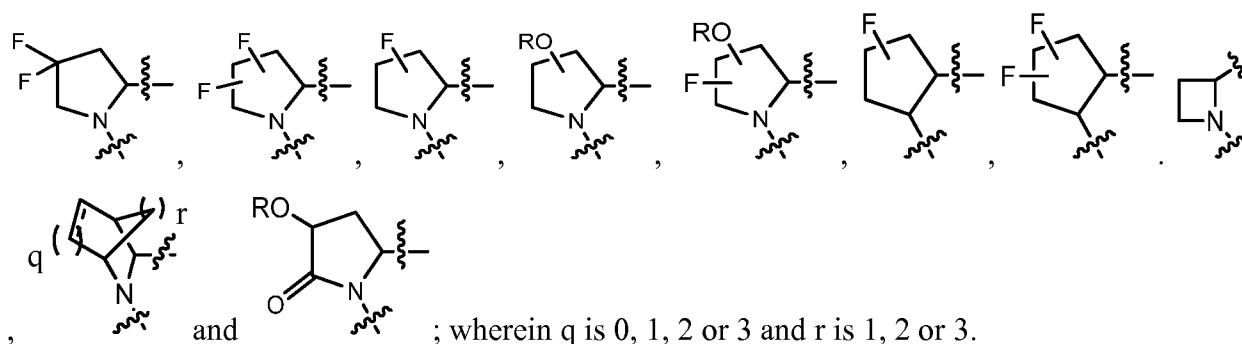
[0027] X^1 and X^2 are independently N, CH, or CZ, or X^1 and X^2 together are C=C; and

[0028] wherein Q^1 , Q^2 , Q^3 , X^1 , and X^2 are selected such that a stable compound results.



[0029] Non-limiting examples of the ring are illustrated below (any of which can be otherwise substituted with R^1 , $R^{1'}$, R^2 , $R^{2'}$, R^3 , and $R^{3'}$) as described in more detail below.





[0030] R and R' are independently chosen from H, alkyl, cycloalkyl, cycloalkylalkyl, heterocycle, heterocycloalkyl, aryl, arylalkyl, heteroaryl, heteroarylalkyl wherein each group can be optionally substituted or any other substituent group herein that provides the desired properties. In some embodiments, the ring includes one or more chiral carbon atoms. The invention includes embodiments in which the chiral carbon can be provided as an enantiomer, or mixtures of enantiomers, including a racemic mixture. Where the ring includes more than one stereocenter, all of the enantiomers and diastereomers are included in the invention as individual species.

[0031] Z is F, Cl, NH₂, CH₃, CH₂D, CHD₂, or CD₃.

[0032] R¹, R^{1'}, R², R^{2'}, R³, and R^{3'} are independently chosen at each occurrence, as appropriate, and only where a stable compound results, from hydrogen, halogen, hydroxyl, nitro, cyano, amino, C₁-C₆alkyl, C₂-C₆alkenyl, C₂-C₆alkynyl, C₁-C₆alkoxy, C₂-C₆alkynyl, C₂-C₆alkanoyl, C₁-C₆thioalkyl, hydroxyC₁-C₆alkyl, aminoC₁-C₆alkyl, -C₀-C₄alkylNR⁹R¹⁰, -C(O)OR⁹, -OC(O)R⁹, -NR⁹C(O)R¹⁰, -C(O)NR⁹R¹⁰, -OC(O)NR⁹R¹⁰, -NR⁹C(O)OR¹⁰, C₁-C₂haloalkyl, and C₁-C₂haloalkoxy, where R⁹ and R¹⁰ are independently chosen at each occurrence from hydrogen, C₁-C₆alkyl, (C₃-C₇cycloalkyl)C₀-C₄alkyl, -C₀-C₄alkyl(C₃-C₇cycloalkyl), and -O-C₀-C₄alkyl(C₃-C₇cycloalkyl).

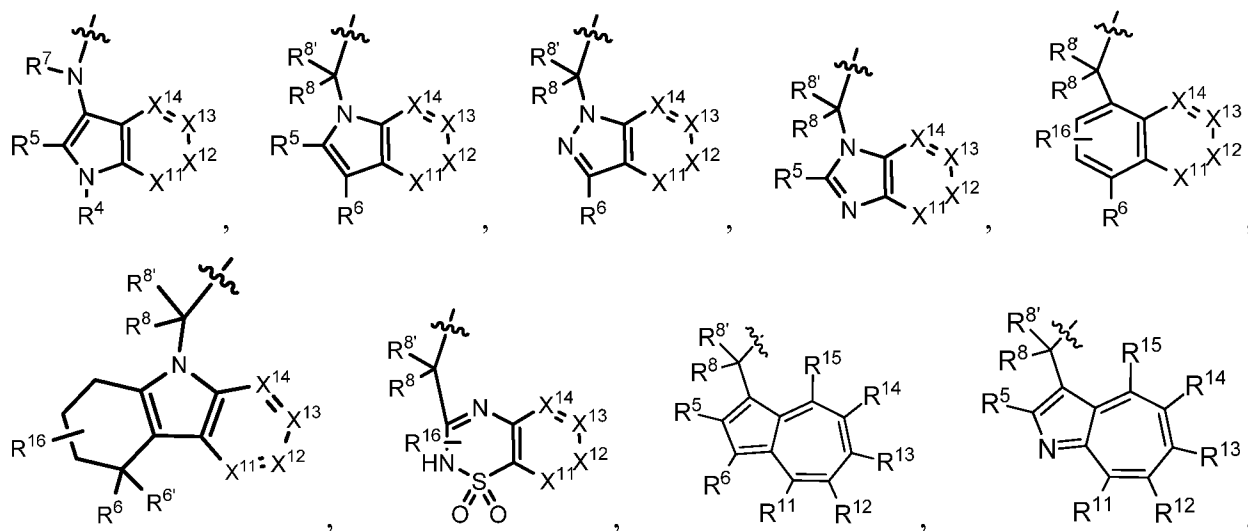
[0033] In alternative embodiments, R¹ and R^{1'} or R³ and R^{3'} may be taken together to form a 3- to 6-membered carbocyclic spiro ring or a 3- to 6-membered heterocyclic spiro ring containing 1 or 2 heteroatoms independently chosen from N, O, or S; R² and R^{2'} may be taken together to form a 3- to 6-membered carbocyclic spiro ring; or R² and R^{2'} may be taken together to form a 3- to 6-membered heterocyclic spiro ring; each of which spiro ring each of which ring may be unsubstituted or substituted with 1 or more substituents independently chosen from halogen (and in particular F), hydroxyl, cyano, -COOH, C₁-C₄alkyl (including in particular methyl), C₂-C₄alkenyl, C₂-C₄alkynyl, C₁-C₄alkoxy, C₂-C₄alkanoyl, hydroxyC₁-C₄alkyl, (mono-

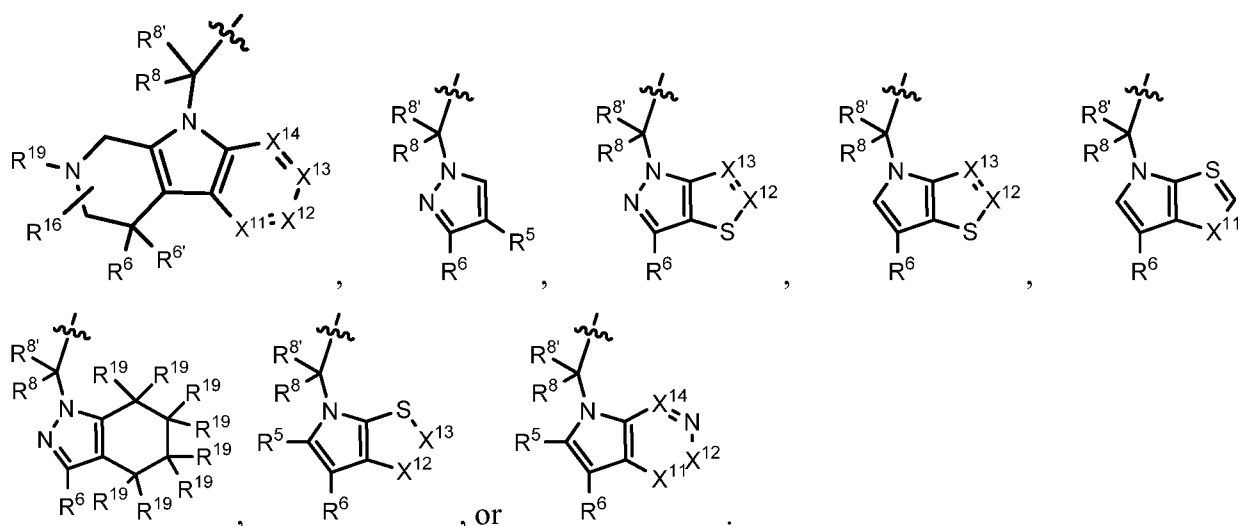
and di-C₁-C₄alkylamino)C₀-C₄alkyl, -C₀-C₄alkyl(C₃-C₇cycloalkyl), -O-C₀-C₄alkyl(C₃-C₇cycloalkyl), C₁-C₂haloalkyl, and C₁-C₂haloalkoxy.

[0034] In alternative embodiments, R¹ and R² may be taken together to form a 3-membered carbocyclic ring; R¹ and R² may be taken together to form a 4- to 6-membered carbocyclic or aryl ring or a 4- to 6-membered heterocyclic or heteroaryl ring containing 1 or 2 heteroatoms independently chosen from N, O, and S; or R² and R³, if bound to adjacent carbon atoms, may be taken together to form a 3- to 6-membered carbocyclic or aryl ring or a 3- to 6-membered heterocyclic or heteroaryl ring; each of which ring may be unsubstituted or substituted with 1 or more substituents independently chosen from halogen (and in particular F), hydroxyl, cyano, -COOH, C₁-C₄alkyl (including in particular methyl), C₂-C₄alkenyl, C₂-C₄alkynyl, C₁-C₄alkoxy, C₂-C₄alkanoyl, hydroxyC₁-C₄alkyl, (mono- and di-C₁-C₄alkylamino)C₀-C₄alkyl, -C₀-C₄alkyl(C₃-C₇cycloalkyl), -O-C₀-C₄alkyl(C₃-C₇cycloalkyl), C₁-C₂haloalkyl, and C₁-C₂haloalkoxy.

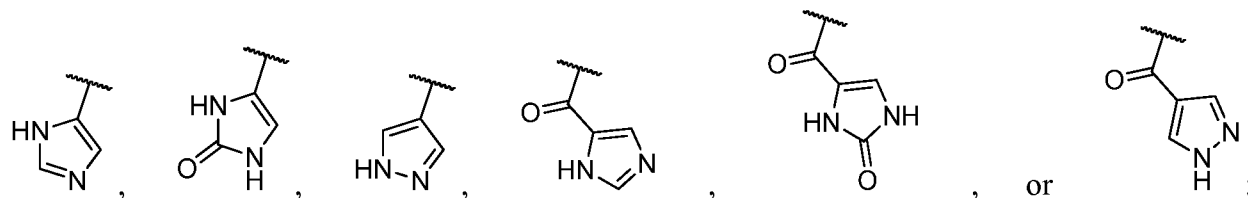
[0035] In alternative embodiments, R^1 and $R^{1'}$, R^2 and $R^{2'}$, or R^3 and $R^{3'}$ can be taken together to form a carbonyl group. In alternative embodiments, R^1 and R^2 or R^2 and R^3 can be taken together to form a carbon-carbon double bond.

[0036] A is a group chosen from:





[0037] R^4 is chosen from $-\text{CHO}$, $-\text{CONH}_2$, $\text{C}_2\text{-C}_6\text{alkanoyl}$, hydrogen, $-\text{SO}_2\text{NH}_2$, $-\text{C}(\text{CH}_2)_2\text{F}$, $-\text{CH}(\text{CF}_3)\text{NH}_2$, $\text{C}_1\text{-C}_6\text{alkyl}$, $-\text{C}_0\text{-C}_4\text{alkyl}(\text{C}_3\text{-C}_7\text{cycloalkyl})$, $-\text{C}(\text{O})\text{C}_0\text{-C}_2\text{alkyl}(\text{C}_3\text{-C}_7\text{cycloalkyl})$,



each of which R^4 other than hydrogen, $-\text{CHO}$, and $-\text{CONH}_2$, is unsubstituted or substituted with one or more of amino, imino, halogen, hydroxyl, cyano, cyanoimino, $\text{C}_1\text{-C}_2\text{alkyl}$, $\text{C}_1\text{-C}_2\text{alkoxy}$, $-\text{C}_0\text{-C}_2\text{alkyl}(\text{mono- and di-}\text{C}_1\text{-C}_4\text{alkylamino})$, $\text{C}_1\text{-C}_2\text{haloalkyl}$, and $\text{C}_1\text{-C}_2\text{haloalkoxy}$.

[0038] R^5 and R^6 are independently chosen from $-\text{CHO}$, $-\text{C}(\text{O})\text{NH}_2$, $-\text{C}(\text{O})\text{NH}(\text{CH}_3)$, $\text{C}_2\text{-C}_6\text{alkanoyl}$, hydrogen, hydroxyl, halogen, cyano, nitro, $-\text{COOH}$, $-\text{SO}_2\text{NH}_2$, vinyl, $\text{C}_1\text{-C}_6\text{alkyl}$ (including methyl), $\text{C}_2\text{-C}_6\text{alkenyl}$, $\text{C}_1\text{-C}_6\text{alkoxy}$, $-\text{C}_0\text{-C}_4\text{alkyl}(\text{C}_3\text{-C}_7\text{cycloalkyl})$, $-\text{C}(\text{O})\text{C}_0\text{-C}_4\text{alkyl}(\text{C}_3\text{-C}_7\text{cycloalkyl})$, $-\text{P}(\text{O})(\text{OR}^9)_2$, $-\text{OC}(\text{O})\text{R}^9$, $-\text{C}(\text{O})\text{OR}^9$, $-\text{C}(\text{O})\text{N}(\text{CH}_2\text{CH}_2\text{R}^9)(\text{R}^{10})$, $-\text{NR}^9\text{C}(\text{O})\text{R}^{10}$, phenyl, or 5- to 6-membered heteroaryl.

[0039] Each R^5 and R^6 other than hydrogen, hydroxyl, cyano, and $-\text{COOH}$ is unsubstituted or optionally substituted. For example, R^5 and R^6 other than hydrogen, hydroxyl, cyano, and $-\text{COOH}$ may be substituted with one or more substituents independently chosen from halogen, hydroxyl, amino, imino, cyano, cyanoimino, $\text{C}_1\text{-C}_2\text{alkyl}$, $\text{C}_1\text{-C}_4\text{alkoxy}$, $-\text{C}_0\text{-C}_2\text{alkyl}(\text{mono- and di-}\text{C}_1\text{-C}_4\text{alkylamino})$, $\text{C}_1\text{-C}_2\text{haloalkyl}$, and $\text{C}_1\text{-C}_2\text{haloalkoxy}$.

[0040] $R^{6'}$ is hydrogen, halogen, hydroxyl, C_1 - C_4 alkyl, $-C_0$ - C_4 alkyl(C_3 - C_7 cycloalkyl), or C_1 - C_4 alkoxy; or R^6 and $R^{6'}$ may be taken together to form an oxo, vinyl, or imino group.

[0041] R^7 is hydrogen, C_1 - C_6 alkyl, or $-C_0$ - C_4 alkyl(C_3 - C_7 cycloalkyl).

[0042] R^8 and $R^{8'}$ are independently chosen from hydrogen, halogen, hydroxyl, C_1 - C_6 alkyl, $-C_0$ - C_4 alkyl(C_3 - C_7 cycloalkyl), C_1 - C_6 alkoxy, and $(C_1$ - C_4 alkylamino) C_0 - C_2 alkyl; or R^8 and $R^{8'}$ are taken together to form an oxo group; or R^8 and $R^{8'}$ can be taken together with the carbon that they are bonded to form a 3-membered carbocyclic ring.

[0043] R^{16} is absent or may include one or more substituents independently chosen from halogen, hydroxyl, nitro, cyano, C_1 - C_6 alkyl, C_2 - C_6 alkenyl, C_2 - C_6 alkanoyl, C_1 - C_6 alkoxy, $-C_0$ - C_4 alkyl(mono- and di- C_1 - C_6 alkylamino), $-C_0$ - C_4 alkyl(C_3 - C_7 cycloalkyl), C_1 - C_2 haloalkyl, and C_1 - C_2 haloalkoxy.

[0044] R^{19} is hydrogen, C_1 - C_6 alkyl, C_2 - C_6 alkenyl, C_2 - C_6 alkanoyl, $-SO_2C_1$ - C_6 alkyl, (mono- and di- C_1 - C_6 alkylamino) C_1 - C_4 alkyl, $-C_0$ - C_4 alkyl(C_3 - C_7 cycloalkyl), $-C_0$ - C_4 alkyl(C_3 - C_7 heterocycloalkyl), $-C_0$ - C_4 alkyl(aryl), C_0 - C_4 alkyl(heteroaryl), and wherein R^{19} other than hydrogen is unsubstituted or substituted with one or more substituents independently chosen from halogen, hydroxyl, amino, $-COOH$, and $-C(O)OC_1$ - C_4 alkyl.

[0045] X^{11} is N or CR^{11} .

[0046] X^{12} is N or CR^{12} .

[0047] X^{13} is N or CR^{13} .

[0048] X^{14} is N or CR^{14} .

[0049] No more than 2 of X^{11} , X^{12} , X^{13} , and X^{14} are N.

[0050] One of R^{12} and R^{13} is chosen from R^{31} and the other of R^{12} and R^{13} is chosen from R^{32} .

[0051] R^{31} is chosen from hydrogen, halogen, hydroxyl, nitro, cyano, amino, $-COOH$, C_1 - C_2 haloalkyl, C_1 - C_2 haloalkoxy, C_1 - C_6 alkyl, $-C_0$ - C_4 alkyl(C_3 - C_7 cycloalkyl), C_2 - C_6 alkenyl, C_2 - C_6 alkanoyl, C_1 - C_6 alkoxy, C_2 - C_6 alkenyloxy, $-C(O)OR^9$, C_1 - C_6 thioalkyl, $-C_0$ - C_4 alkyl NR^9R^{10} , $-C(O)NR^9R^{10}$, $-SO_2R^9$, $-SO_2NR^9R^{10}$, $-OC(O)R^9$, and $-C(NR^9)NR^9R^{10}$, each of which R^{31} other than hydrogen, halogen, hydroxyl, nitro, cyano, C_1 - C_2 haloalkyl, and C_1 - C_2 haloalkoxy is unsubstituted or substituted with one or more substituents independently selected from halogen, hydroxyl, nitro, cyano, amino, $-COOH$, $-CONH_2$, C_1 - C_2 haloalkyl, and C_1 - C_2 haloalkoxy, and each of which R^{31} is also optionally substituted with one substituent chosen from phenyl and 4- to 7-

membered heterocycle containing 1, 2, 3 or 4 heteroatoms independently chosen from N, O, and S; which phenyl or 4- to 7-membered heterocycle is unsubstituted or substituted with one or more substituents independently chosen from halogen, hydroxyl, nitro, cyano, C₁-C₆alkyl, C₂-C₆alkenyl, C₂-C₆alkanoyl, C₁-C₆alkoxy, (mono- and di-C₁-C₆alkylamino)C₀-C₄alkyl, C₁-C₆alkylester, -C₀-C₄alkyl)(C₃-C₇cycloalkyl), C₁-C₂haloalkyl, and C₁-C₂haloalkoxy;

[0052] R³² is chosen from C(O)NR²¹R³⁷, -C(O)NR²⁴R²⁵, -C(O)NR⁹R³⁷, -C(O)NR²¹SO₂R²², -NR⁹C(O)OR¹⁰, -NR⁹C(O)OR²³, -NR⁹C(O)R²¹, -NR⁹C(O)NR⁹R¹⁰, -NR⁹C(O)NR¹⁰R²³, and -NR⁹C(O)NR²⁴R²⁵, each of which is optionally substituted;

[0053] In an alternative embodiment, R¹² and R¹³ are each independently selected from an R³² moiety.

[0054] In one embodiment, when R³² is C(O)NR²¹R³⁷, -C(O)NR²⁴R²⁵, -C(O)NR⁹R³⁷, B is not C₂-C₆ alkenyl; (C₀-C₄ alkyl)(heteroaryl); monocyclic or bicyclic carbocyclic; or monocyclic heterocyclic.

[0055] R¹¹, R¹⁴, and R¹⁵ are independently chosen at each occurrence from hydrogen, halogen, hydroxyl, nitro, cyano, -O(PO)(OR⁹)₂, -(PO)(OR⁹)₂, C₁-C₆alkyl, C₂-C₆alkenyl, C₂-C₆alkynyl, C₂-C₆alkenyl(aryl), C₂-C₆alkenyl(cycloalkyl), C₂-C₆alkenyl(heterocycle), C₂-C₆alkenyl(heteroaryl), C₂-C₆alkynyl, C₂-C₆alkynyl(aryl), C₂-C₆alkynyl(cycloalkyl), C₂-C₆alkynyl(heterocycle), C₂-C₆alkynyl(heteroaryl), C₂-C₆alkanoyl, C₁-C₆alkoxy, C₁-C₆thioalkyl, -C₀-C₄alkyl(mono- and di-C₁-C₆alkylamino), -C₀-C₄alkyl(C₃-C₇cycloalkyl), -C₀-C₄alkoxy(C₃-C₇cycloalkyl), C₁-C₂haloalkyl, and C₁-C₂haloalkoxy.

[0056] R²¹ and R²² are independently chosen at each occurrence from hydrogen, hydroxyl, cyano, amino, C₁-C₆alkyl, C₁-C₆haloalkyl, C₁-C₆alkoxy, (C₃-C₇cycloalkyl)C₀-C₄alkyl, (phenyl)C₀-C₄alkyl, -C₁-C₄alkylOC(O)OC₁-C₆alkyl, -C₁-C₄alkylOC(O)C₁-C₆alkyl, -C₁-C₄alkylC(O)OC₁-C₆alkyl, (4- to 7-membered heterocycloalkyl)C₀-C₄alkyl having 1, 2, or 3 heteroatoms independently chosen from N, O, and S, and (5- or 6- membered unsaturated or aromatic heterocycle)C₀-C₄alkyl having 1, 2, or 3 heteroatoms independently chosen from N, O, and S, and each R²¹ and R²² can be optionally substituted.

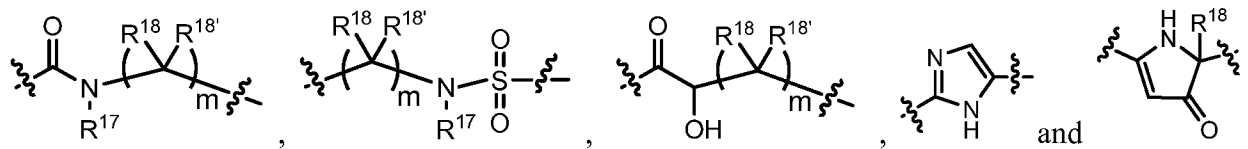
[0057] R²³ is independently chosen at each occurrence from C₁-C₆alkyl, C₁-C₆haloalkyl, (C₃-C₇cycloalkyl)C₀-C₄alkyl, (aryl)C₀-C₄alkyl, (4- to 7-membered heterocycloalkyl)C₀-C₄alkyl having 1, 2, or 3 heteroatoms independently chosen from N, O, and S, and (5- or 6- membered

unsaturated or aromatic heterocycle) C_0 - C_4 alkyl having 1, 2, or 3 heteroatoms independently chosen from N, O, and S.

[0058] R^{24} and R^{25} are taken together with the nitrogen to which they are attached to form a 4- to 7-membered monocyclic heterocycloalkyl group, or a 6- to 10- membered bicyclic heterocyclic group having fused, spiro, or bridged rings and each R^{24} and R^{25} can be optionally substituted.

[0059] R^{37} is chosen at each occurrence from hydroxyl, C_1 - C_6 alkoxy, (C_3 - C_7 cycloalkyl) C_0 - C_4 alkyl, (phenyl) C_0 - C_4 alkyl, $-C_1$ - C_4 alkylOC(O)OC $_1$ - C_6 alkyl, $-C_1$ - C_4 alkylOC(O) C_1 - C_6 alkyl, $-C_1$ - C_4 alkylC(O)OC $_1$ - C_6 alkyl, (4- to 7-membered heterocycloalkyl) C_0 - C_4 alkyl having 1, 2, or 3 heteroatoms independently chosen from N, O, and S, and (5- or 6-membered unsaturated or aromatic heterocycle) C_0 - C_4 alkyl having 1, 2, or 3 heteroatoms independently chosen from N, O, and S, and each can be optionally substituted.

[0060] L is a bond or is chosen from the formulas



where R^{17} is hydrogen, C_1 - C_6 alkyl, or $-C_0$ - C_4 alkyl(C_3 - C_7 cycloalkyl) and R^{18} and $R^{18'}$ are independently chosen from hydrogen, halogen, hydroxymethyl, and methyl; and m is 0, 1, 2, or 3.

[0061] B is a monocyclic or bicyclic carbocyclic; a monocyclic or bicyclic carbocyclic-oxy group; a monocyclic, bicyclic, or tricyclic heterocyclic group having 1, 2, 3, or 4 heteroatoms independently selected from N, O, and S and from 4 to 7 ring atoms per ring; C_2 - C_6 alkenyl; C_2 - C_6 alkynyl; $-(C_0$ - C_4 alkyl)(aryl); $-(C_0$ - C_4 alkyl)(heteroaryl); or $-(C_0$ - C_4 alkyl)(biphenyl).

[0062] Each of which B is unsubstituted or substituted with one or more substituents independently chosen from R^{33} and R^{34} , and 0 or 1 substituents chosen from R^{35} and R^{36} .

[0063] R^{33} is independently chosen from halogen, hydroxyl, $-COOH$, cyano, C_1 - C_6 alkyl, C_2 - C_6 alkanoyl, C_1 - C_6 alkoxy, $-C_0$ - C_4 alkylNR 9 R 10 , $-SO_2$ R 9 , C_1 - C_2 haloalkyl, and C_1 - C_2 haloalkoxy;

[0064] R^{34} is independently chosen from nitro, C_2 - C_6 alkenyl, C_2 - C_6 alkynyl, C_1 - C_6 thioalkyl, $-JC_3$ - C_7 cycloalkyl, $-B(OH)_2$, $-JC(O)NR^9R^{23}$, $-JOSO_2OR^{21}$, $-C(O)(CH_2)_{1-4}S(O)R^{21}$, $-O(CH_2)_{1-4}S(O)NR^{21}R^{22}$, $-JOP(O)(OR^{21})(OR^{22})$, $-JP(O)(OR^{21})(OR^{22})$, $-JOP(O)(OR^{21})R^{22}$,

-JP(O)(OR²¹)R²², -JOP(O)R²¹R²², -JP(O)R²¹R²², -JSP(O)(OR²¹)(OR²²), -JSP(O)(OR²¹)(R²²), -JSP(O)(R²¹)(R²²), -JNR⁹P(O)(NHR²¹)(NHR²²), -JNR⁹P(O)(OR²¹)(NHR²²), -JNR⁹P(O)(OR²¹)(OR²²), -JC(S)R²¹, -JNR²¹SO₂R²², -JNR⁹S(O)NR¹⁰R²², -JNR⁹SO₂NR¹⁰R²², -JSO₂NR⁹COR²², -JSO₂NR⁹CONR²¹R²², -JNR²¹SO₂R²², -JC(O)NR²¹SO₂R²², -JC(NH₂)NR²², -JC(NH₂)NR⁹S(O)₂R²², -JOC(O)NR²¹R²², -JNR²¹C(O)OR²², -JNR²¹OC(O)R²², -(CH₂)₁₋₄C(O)NR²¹R²², -JC(O)R²⁴R²⁵, -JNR⁹C(O)R²¹, -JC(O)R²¹, -JNR⁹C(O)NR¹⁰R²², -CCR²¹, -(CH₂)₁₋₄OC(O)R²¹, and -JC(O)OR²³; each of which R³⁴ may be unsubstituted or substituted with one or more substituents independently chosen from halogen, hydroxyl, nitro, cyano, amino, oxo, -B(OH)₂, -Si(CH₃)₃, -COOH, -CONH₂, -P(O)(OH)₂, C₁-C₆alkyl, -C₀-C₄alkyl(C₃-C₇cycloalkyl), C₁-C₆alkoxy, -C₀-C₂alkyl(mono- and di-C₁-C₄alkylamino), C₁-C₆alkylester, C₁-C₄alkylamino, C₁-C₄hydroxylalkyl, C₁-C₂haloalkyl, and C₁-C₂haloalkoxy.

[0065] R³⁵ is independently chosen from naphthyl, naphthyloxy, indanyl, (4- to 7-membered heterocycloalkyl)C₀-C₄alkyl containing 1 or 2 heteroatoms chosen from N, O, and S, and bicyclic heterocycle containing 1, 2, or 3 heteroatoms independently chosen from N, O, and S, and containing 4- to 7- ring atoms in each ring; each of which R³⁵ is unsubstituted or substituted with one or more substituents independently chosen from halogen, hydroxyl, nitro, cyano, C₁-C₆alkyl, C₂-C₆alkenyl, C₂-C₆alkanoyl, C₁-C₆alkoxy, (mono- and di-C₁-C₆alkylamino)C₀-C₄alkyl, C₁-C₆alkylester, -C₀-C₄alkyl(C₃-C₇cycloalkyl), -SO₂R⁹, C₁-C₂haloalkyl, and C₁-C₂haloalkoxy.

[0066] R³⁶ is independently chosen from tetrazolyl, (phenyl)C₀-C₂alkyl, (phenyl)C₁-C₂alkoxy, phenoxy, and 5- or 6-membered heteroaryl containing 1, 2, or 3 heteroatoms independently chosen from N, O, B, and S, each of which R³⁶ is unsubstituted or substituted with one or more substituents independently chosen from halogen, hydroxyl, nitro, cyano, C₁-C₆alkyl, C₂-C₆alkenyl, C₂-C₆alkanoyl, C₁-C₆alkoxy, (mono- and di-C₁-C₆alkylamino)C₀-C₄alkyl, C₁-C₆alkylester, -C₀-C₄alkyl(C₃-C₇cycloalkyl), -SO₂R⁹, -OSi(CH₃)₂C(CH₃)₃, -Si(CH₃)₂C(CH₃)₃, C₁-C₂haloalkyl, and C₁-C₂haloalkoxy.

[0067] J is independently chosen at each occurrence from a covalent bond, C₁-C₄alkylene, -OC₁-C₄alkylene, C₂-C₄alkenylene, and C₂-C₄alkynylene.

[0068] Pharmaceutical compositions comprising a compound or salt of Formula I together with a pharmaceutically acceptable carrier are also disclosed.

[0069] Methods of treating or preventing disorders mediated by complement cascade factor D, including but not limited to age-related macular degeneration (AMD), retinal degeneration, other ophthalmic diseases (e.g., geographic atrophy), paroxysmal nocturnal hemoglobinuria (PNH), multiple sclerosis (MS), arthritis including rheumatoid arthritis (RA), a respiratory disease or a cardiovascular disease, are provided, comprising administering a therapeutically effective amount of a compound or salt of Formula I to a host, including a human, in need of such treatment are also disclosed.

[0070] In another embodiment, an effective amount of an active factor D inhibiting compound is provided to treat an inflammatory or immune disorder, including an autoimmune disorder, that is mediated or affected by factor D. In an alternative embodiment, the compound of Formula I can be used to treat a disorder mediated by the complement pathway, regardless whether it is acting through Factor D.

[0071] The present invention includes at least the following features:

(a) a compound of Formula I as described herein, and pharmaceutically acceptable salts and prodrugs thereof (each of which and all subgenuses and species thereof considered individually and specifically described);

(b) Formula I as described herein, and pharmaceutically acceptable salts and prodrugs thereof, for use in treating or preventing disorders mediated by the complement pathway, and for example, cascade factor D, including age-related macular degeneration (AMD), retinal degeneration, paroxysmal nocturnal hemoglobinuria (PNH), multiple sclerosis (MS), and rheumatoid arthritis (RA) and other disorders described further herein;

(c) use of Formula I, and pharmaceutically acceptable salts and prodrugs thereof in the manufacture of a medicament for use in treating or preventing disorders mediated by complement cascade factor D, including age-related macular degeneration (AMD), retinal degeneration, paroxysmal nocturnal hemoglobinuria (PNH), multiple sclerosis (MS), and rheumatoid arthritis (RA) and other disorders described further herein;

(d) a process for manufacturing a medicament intended for the therapeutic use for treating or preventing treating or preventing disorders mediated by complement cascade factor D, including age-related macular degeneration (AMD), retinal degeneration, paroxysmal nocturnal hemoglobinuria (PNH), multiple sclerosis (MS), and rheumatoid arthritis (RA) and

other disorders described further herein characterized in that Formula I as described herein is used in the manufacture;

(e) a pharmaceutical formulation comprising an effective host-treating amount of the Formula I or a pharmaceutically acceptable salt or prodrug thereof together with a pharmaceutically acceptable carrier or diluent;

(f) Formula I as described herein in substantially pure form, including substantially isolated from other chemical entities (e.g., at least 90 or 95%);

(g) processes for the manufacture of the compounds of Formula I and salts, compositions, dosage forms thereof; and

(h) processes for the preparation of therapeutic products that contain an effective amount of Formula I, as described herein.

DETAILED DESCRIPTION

I. TERMINOLOGY

[0072] Compounds are described using standard nomenclature. Unless defined otherwise, all technical and scientific terms used herein have the same meaning as is commonly understood by one of skill in the art to which this invention belongs.

[0073] The compounds in any of the Formulas described herein include enantiomers, mixtures of enantiomers, diastereomers, tautomers, racemates and other isomers, such as rotamers, as if each is specifically described. "Formula I" includes all subgeneric groups of Formula I, such as Formula IA and Formula IB and also includes pharmaceutically acceptable salts of a compound of Formula I, unless clearly contraindicated by the context in which this phrase is used. "Formula I" also includes all subgeneric groups of Formula I, such as Formulas IC - ID, and Formulas II - XXX, and also includes pharmaceutically acceptable salts of all subgeneric groups of Formula I, such as Formulas IA - ID, and Formulas II - XXX, unless contraindicated by the context in which this phrase is used.

[0074] The terms "a" and "an" do not denote a limitation of quantity, but rather denote the presence of at least one of the referenced item. The term "or" means "and/or". Recitation of ranges of values are merely intended to serve as a shorthand method of referring individually to each separate value falling within the range, unless otherwise indicated herein, and each separate value is incorporated into the specification as if it were individually recited herein. The

endpoints of all ranges are included within the range and independently combinable. All methods described herein can be performed in a suitable order unless otherwise indicated herein or otherwise clearly contradicted by context. The use of examples, or exemplary language (e.g., “such as”), is intended merely to better illustrate the invention and does not pose a limitation on the scope of the invention unless otherwise claimed. Unless defined otherwise, technical and scientific terms used herein have the same meaning as is commonly understood by one of skill in the art to which this invention belongs.

[0075] The present invention includes compounds of Formula I and the use of compounds with at least one desired isotopic substitution of an atom, at an amount above the natural abundance of the isotope, i.e., enriched. Isotopes are atoms having the same atomic number but different mass numbers, i.e., the same number of protons but a different number of neutrons.

[0076] Examples of isotopes that can be incorporated into compounds of the invention include isotopes of hydrogen, carbon, nitrogen, oxygen, phosphorous, fluorine, and chlorine, such as ^2H , ^3H , ^{11}C , ^{13}C , ^{14}C , ^{15}N , ^{18}F , ^{31}P , ^{32}P , ^{35}S , ^{36}Cl , ^{125}I respectively. The invention includes isotopically modified compounds of Formula I. In one embodiment, isotopically labelled compounds can be used in metabolic studies (with ^{14}C), reaction kinetic studies (with, for example ^2H or ^3H), detection or imaging techniques, such as positron emission tomography (PET) or single-photon emission computed tomography (SPECT) including drug or substrate tissue distribution assays, or in radioactive treatment of patients. In particular, an ^{18}F labeled compound may be particularly desirable for PET or SPECT studies. Isotopically labeled compounds of this invention and prodrugs thereof can generally be prepared by carrying out the procedures disclosed in the schemes or in the examples and preparations described below by substituting a readily available isotopically labeled reagent for a non-isotopically labeled reagent.

[0077] By way of general example and without limitation, isotopes of hydrogen, for example, deuterium (^2H) and tritium (^3H) may be used anywhere in described structures that achieves the desired result. Alternatively or in addition, isotopes of carbon, e.g., ^{13}C and ^{14}C , may be used. In one embodiment, the isotopic substitution is deuterium for hydrogen at one or more locations on the molecule to improve the performance of the drug, for example, the pharmacodynamics, pharmacokinetics, biodistribution, half-life, stability, AUC, Tmax, Cmax, etc. For example, the deuterium can be bound to carbon in a location of bond breakage during

metabolism (an α -deuterium kinetic isotope effect) or next to or near the site of bond breakage (a β -deuterium kinetic isotope effect).

[0078] Isotopic substitutions, for example deuterium substitutions, can be partial or complete. Partial deuterium substitution means that at least one hydrogen is substituted with deuterium. In certain embodiments, the isotope is 90, 95 or 99% or more enriched in an isotope at any location of interest. In one embodiment deuterium is 90, 95 or 99% enriched at a desired location. Unless otherwise stated, the enrichment at any point is above natural abundance and enough to alter a detectable property of the drug in a human.

[0079] In one embodiment, the substitution of a hydrogen atom for a deuterium atom occurs within an R group substituent on the L-B moiety region. In one embodiment, the substitution of a hydrogen atom for a deuterium atom occurs within an R group selected from any of R^{18} , $R^{18'}$, R^{33} , R^{34} , R^{35} , and/or R^{36} . In one embodiment, the substitution of a hydrogen atom for a deuterium atom occurs within an R group substituent within the A-carbonyl moiety region. In one embodiment, the substitution of a hydrogen atom for a deuterium atom occurs at R^4 , R^5 , R^6 , $R^{6'}$, R^7 , R^8 , $R^{8'}$, R^{11} , R^{12} , R^{13} , R^{14} , R^{15} , R^{16} , R^{19} , R^{21} , R^{22} , R^{23} , R^{30} , and/or R^{30a} . In other embodiments, certain substituents on the proline ring are selectively deuterated. For example, in one embodiment, the substitution of a hydrogen atom for a deuterium atom occurs at R , R' , R^1 , $R^{1'}$, R^2 , $R^{2'}$, R^3 , and/or $R^{3'}$. In one embodiment, for example, when any of the R substituents of the proline ring are methyl or methoxy, the alkyl residue is optionally deuterated, e.g., CD_3 or OCD_3 . In certain other embodiments, when two substituents of the proline ring are combined to form a cyclopropyl ring, the unsubstituted methylene carbon is deuterated.

[0080] The substitution of a hydrogen atom for a deuterium atom occurs within an R group when at least one of the variables within the R group is hydrogen (e.g., 2H or D) or alkyl (e.g., CD_3). For example, when any of R groups are, or contain for example through substitution, methyl or ethyl, the alkyl residue is typically deuterated, e.g., CD_3 , CH_2CD_3 or CD_2CD_3 .

[0081] The compound of the present invention may form a solvate with solvents (including water). Therefore, in one embodiment, the invention includes a solvated form of the active compound. The term "solvate" refers to a molecular complex of a compound of the present invention (including salts thereof) with one or more solvent molecules. Examples of solvents are water, ethanol, dimethyl sulfoxide, acetone and other common organic solvents. The

term "hydrate" refers to a molecular complex comprising a compound of the invention and water. Pharmaceutically acceptable solvates in accordance with the invention include those wherein the solvent of crystallization may be isotopically substituted, *e.g.* D₂O, d₆-acetone, d₆-DMSO. A solvate can be in a liquid or solid form.

[0082] A dash ("-") that is not between two letters or symbols is used to indicate a point of attachment for a substituent. For example, $-(C=O)NH_2$ is attached through carbon of the keto (C=O) group.

[0083] The term "substituted", as used herein, means that any one or more hydrogens on the designated atom or group is replaced with a moiety selected from the indicated group, provided that the designated atom's normal valence is not exceeded. For example, when the substituent is oxo (*i.e.*, =O) then two hydrogens on the atom are replaced. When an oxo group replaces two hydrogens in an aromatic moiety, the corresponding partially unsaturated ring replaces the aromatic ring. For example a pyridyl group substituted by oxo is a pyridone. Combinations of substituents and/or variables are permissible only if such combinations result in stable compounds or useful synthetic intermediates.

[0084] A stable compound or stable structure refers to a compound leading to a compound that can be isolated and can be formulated into a dosage form with a shelf life of at least one month.

[0085] Any suitable group may be present on a "substituted" or "optionally substituted" position that forms a stable molecule and advances the desired purpose of the invention and includes, but is not limited to, *e.g.*, halogen (which can independently be F, Cl, Br or I); cyano; hydroxyl; nitro; azido; alkanoyl (such as a C₂-C₆ alkanoyl group); carboxamide; alkyl, cycloalkyl, alkenyl, alkynyl, alkoxy, aryloxy such as phenoxy; alkylthio including those having one or more thioether linkages; alkylsulfinyl; alkylsulfonyl groups including those having one or more sulfonyl linkages; aminoalkyl groups including groups having one or more N atoms; aryl (*e.g.*, phenyl, biphenyl, naphthyl, or the like, each ring either substituted or unsubstituted aromatic); arylalkyl having for example, 1 to 3 separate or fused rings and from 6 to about 14 or 18 ring carbon atoms, with benzyl being an exemplary arylalkyl group; arylalkoxy, for example, having 1 to 3 separate or fused rings with benzyloxy being an exemplary arylalkoxy group; or a saturated, unsaturated, or aromatic heterocyclic group having 1 to 3 separate or fused rings with one or more N, O or S atoms, *e.g.* coumarinyl, quinolinyl, isoquinolinyl, quinazolinyl, pyridyl,

pyrazinyl, pyrimidinyl, furanyl, pyrrolyl, thienyl, thiazolyl, triazinyl, oxazolyl, isoxazolyl, imidazolyl, indolyl, benzofuranyl, benzothiazolyl, tetrahydrofuranyl, tetrahydropyranyl, piperidinyl, morpholinyl, piperazinyl, and pyrrolidinyl. Such heterocyclic groups may be further substituted, e.g. with hydroxy, alkyl, alkoxy, halogen and amino. In certain embodiments “optionally substituted” includes one or more substituents independently chosen from halogen, hydroxyl, amino, cyano, -CHO, -COOH, -CONH₂, C₁-C₆alkyl, C₂-C₆alkenyl, C₂-C₆alkynyl, -C₁-C₆alkoxy, C₂-C₆alkanoyl, C₁-C₆alkylester, (mono- and di-C₁-C₆alkylamino)C₀-C₂alkyl, C₁-C₂haloalkyl, hydroxyC₁-C₆alkyl, ester, carbamate, urea, sulfonamide, -C₁-C₆alkyl(heterocyclo), C₁-C₆alkyl(heteroaryl), -C₁-C₆alkyl(C₃-C₇cycloalkyl), O-C₁-C₆alkyl(C₃-C₇cycloalkyl), B(OH)₂, phosphate, phosphonate and C₁-C₂haloalkoxy.

[0086] “Alkyl” is a branched or straight chain saturated aliphatic hydrocarbon group. In one embodiment, the alkyl contains from 1 to about 12 carbon atoms, more generally from 1 to about 6 carbon atoms or from 1 to about 4 carbon atoms. In one embodiment, the alkyl contains from 1 to about 8 carbon atoms. In certain embodiments, the alkyl is C₁-C₂, C₁-C₃, or C₁-C₆. The specified ranges as used herein indicate an alkyl group having each member of the range described as an independent species. For example, the term C₁-C₆ alkyl as used herein indicates a straight or branched alkyl group having from 1, 2, 3, 4, 5, or 6 carbon atoms and is intended to mean that each of these is described as an independent species. For example, the term C₁-C₄alkyl as used herein indicates a straight or branched alkyl group having from 1, 2, 3, or 4 carbon atoms and is intended to mean that each of these is described as an independent species. When C₀-C_n alkyl is used herein in conjunction with another group, for example, (C₃-C₇cycloalkyl)C₀-C₄ alkyl, or -C₀-C₄alkyl(C₃-C₇cycloalkyl), the indicated group, in this case cycloalkyl, is either directly bound by a single covalent bond (C₀alkyl), or attached by an alkyl chain in this case 1, 2, 3, or 4 carbon atoms. Alkyls can also be attached via other groups such as heteroatoms as in -O-C₀-C₄alkyl(C₃-C₇cycloalkyl). Examples of alkyl include, but are not limited to, methyl, ethyl, n-propyl, isopropyl, n-butyl, isobutyl, sec-butyl, t-butyl, n-pentyl, isopentyl, tert-pentyl, neopentyl, n-hexyl, 2-methylpentane, 3-methylpentane, 2,2-dimethylbutane and 2,3-dimethylbutane. In one embodiment, the alkyl group is optionally substituted as described above.

[0087] “Alkenyl” is a branched or straight chain aliphatic hydrocarbon group having one or more carbon-carbon double bonds that may occur at a stable point along the chain.

Nonlimiting examples are C₂-C₈alkenyl, C₂-C₆alkenyl and C₂-C₄alkenyl. The specified ranges as used herein indicate an alkenyl group having each member of the range described as an independent species, as described above for the alkyl moiety. Examples of alkenyl include, but are not limited to, ethenyl and propenyl. In one embodiment, the alkenyl group is optionally substituted as described above.

[0088] “Alkynyl” is a branched or straight chain aliphatic hydrocarbon group having one or more carbon-carbon triple bonds that may occur at any stable point along the chain, for example, C₂-C₈alkynyl or C₂-C₆alkynyl. The specified ranges as used herein indicate an alkynyl group having each member of the range described as an independent species, as described above for the alkyl moiety. Examples of alkynyl include, but are not limited to, ethynyl, propynyl, 1-butyne, 2-butyne, 3-butyne, 1-pentyne, 2-pentyne, 3-pentyne, 4-pentyne, 1-hexyne, 2-hexyne, 3-hexyne, 4-hexyne and 5-hexyne. In one embodiment, the alkynyl group is optionally substituted as described above.

[0089] “Alkylene” is a bivalent saturated hydrocarbon. Alkenes, for example, can be a 1 to 8 carbon moiety, 1 to 6 carbon moiety, or an indicated number of carbon atoms, for example C₁-C₄alkylene, C₁-C₃alkylene, or C₁-C₂alkylene.

[0090] “Alkenylene” is a bivalent hydrocarbon having at least one carbon-carbon double bond. Alkenes, for example, can be a 2 to 8 carbon moiety, 2 to 6 carbon moiety, or an indicated number of carbon atoms, for example C₂-C₄alkenylene.

[0091] “Alkynylene” is a bivalent hydrocarbon having at least one carbon-carbon triple bond. Alkynes, for example, can be a 2 to 8 carbon moiety, 2 to 6 carbon moiety, or an indicated number of carbon atoms, for example C₂-C₄alkynylene.

[0092] “Alkoxy” is an alkyl group as defined above covalently bound through an oxygen bridge (-O-). Examples of alkoxy include, but are not limited to, methoxy, ethoxy, n-propoxy, i-propoxy, n-butoxy, 2-butoxy, t-butoxy, n-pentoxy, 2-pentoxy, 3-pentoxy, isopentoxy, neopentoxy, n-hexoxy, 2-hexoxy, 3-hexoxy, and 3-methylpentoxy. Similarly an “alkylthio” or a “thioalkyl” group is an alkyl group as defined above with the indicated number of carbon atoms covalently bound through a sulfur bridge (-S-). In one embodiment, the alkoxy group is optionally substituted as described above.

[0093] “Alkenyloxy” is an alkenyl group as defined covalently bound to the group it substitutes by an oxygen bridge (-O-).

[0094] “Alkanoyl” is an alkyl group as defined above covalently bound through a carbonyl (C=O) bridge. The carbonyl carbon is included in the number of carbons, that is C₂alkanoyl is a CH₃(C=O)- group. In one embodiment, the alkanoyl group is optionally substituted as described above.

[0095] “Alkylester” is an alkyl group as defined herein covalently bound through an ester linkage. The ester linkage may be in either orientation, e.g., a group of the formula –O(C=O)alkyl or a group of the formula –(C=O)Oalkyl.

[0096] “Amide” or “carboxamide” is –C(O)NR^aR^b wherein R^a and R^b are each independently selected from hydrogen, alkyl, for example, C₁-C₆alkyl, alkenyl, for example, C₂-C₆alkenyl, alkynyl, for example, C₂-C₆alkynyl, –C₀-C₄alkyl(C₃-C₇cycloalkyl), –C₀-C₄alkyl(C₃-C₇heterocycloalkyl), –C₀-C₄alkyl(aryl), and –C₀-C₄alkyl(heteroaryl); or together with the nitrogen to which they are bonded, R^a and R^b can form a C₃-C₇heterocyclic ring. In one embodiment, the R^a and R^b groups are each independently optionally substituted as described above.

[0097] “Carbocyclic group”, “carbocyclic ring”, or “cycloalkyl” is a saturated or partially unsaturated (i.e., not aromatic) group containing all carbon ring atoms. A carbocyclic group typically contains 1 ring of 3 to 7 carbon atoms or 2 fused rings each containing 3 to 7 carbon atoms. Cycloalkyl substituents may be pendant from a substituted nitrogen or carbon atom, or a substituted carbon atom that may have two substituents can have a cycloalkyl group, which is attached as a spiro group. Examples of carbocyclic rings include cyclohexenyl, cyclohexyl, cyclopentenyl, cyclopentyl, cyclobutenyl, cyclobutyl and cyclopropyl rings. In one embodiment, the carbocyclic ring is optionally substituted as described above. In one embodiment, the cycloalkyl is a partially unsaturated (i.e., not aromatic) group containing all carbon ring atoms. In another embodiment, the cycloalkyl is a saturated group containing all carbon ring atoms.

[0098] “Carbocyclic-oxy group” is a monocyclic carbocyclic ring or a mono- or bi-cyclic carbocyclic group as defined above attached to the group it substitutes via an oxygen, -O-, linker.

[0099] “Haloalkyl” indicates both branched and straight-chain alkyl groups substituted with 1 or more halogen atoms, up to the maximum allowable number of halogen atoms. Examples of haloalkyl include, but are not limited to, trifluoromethyl, monofluoromethyl, difluoromethyl, 2-fluoroethyl, and penta-fluoroethyl.

[0100] "Haloalkoxy" indicates a haloalkyl group as defined herein attached through an oxygen bridge (oxygen of an alcohol radical).

[0101] "Hydroxyalkyl" is an alkyl group as previously described, substituted with at least one hydroxyl substituent.

[0102] "Aminoalkyl" is an alkyl group as previously described, substituted with at least one amino substituent.

[0103] "Halo" or "halogen" indicates independently any of fluoro, chloro, bromo, and iodo.

[0104] "Aryl" indicates aromatic groups containing only carbon in the aromatic ring or rings. In one embodiment, the aryl groups contain 1 to 3 separate or fused rings and is 6 to about 14 or 18 ring atoms, without heteroatoms as ring members. When indicated, such aryl groups may be further substituted with carbon or non-carbon atoms or groups. Such substitution may include fusion to a 5 to 7-membered saturated cyclic group that optionally contains 1 or 2 heteroatoms independently chosen from N, O, and S, to form, for example, a 3,4-methylenedioxyphenyl group. Aryl groups include, for example, phenyl and naphthyl, including 1-naphthyl and 2-naphthyl. In one embodiment, aryl groups are pendant. An example of a pendant ring is a phenyl group substituted with a phenyl group. In one embodiment, the aryl group is optionally substituted as described above.

[0105] The term "heterocycle," or "heterocyclic ring" as used herein refers to a saturated or a partially unsaturated (i.e., having one or more double and/or triple bonds within the ring without aromaticity) carbocyclic radical of 3 to about 12, and more typically 3, 5, 6, 7 to 10 ring atoms in which at least one ring atom is a heteroatom selected from nitrogen, oxygen, phosphorus and sulfur, the remaining ring atoms being C, where one or more ring atoms is optionally substituted independently with one or more substituents described above. A heterocycle may be a monocycle having 3 to 7 ring members (2 to 6 carbon atoms and 1 to 4 heteroatoms selected from N, O, P, and S) or a bicycle having 6 to 10 ring members (4 to 9 carbon atoms and 1 to 6 heteroatoms selected from N, O, P, and S), for example: a bicyclo [4,5], [5,5], [5,6], or [6,6] system. In one embodiment, the only heteroatom is nitrogen. In one embodiment, the only heteroatom is oxygen. In one embodiment, the only heteroatom is sulfur. Heterocycles are described in Paquette, Leo A.; "Principles of Modern Heterocyclic Chemistry" (W. A. Benjamin, New York, 1968), particularly Chapters 1, 3, 4, 6, 7, and 9; "The Chemistry of

Heterocyclic Compounds, A series of Monographs” (John Wiley & Sons, New York, 1950 to present), in particular Volumes 13, 14, 16, 19, and 28; and J. Am. Chem. Soc. (1960) 82:5566. Examples of heterocyclic rings include, but are not limited to, pyrrolidinyl, dihydrofuranyl, tetrahydrothienyl, tetrahydropyranyl, dihydropyranyl, tetrahydrothiopyranyl, piperidino, piperidonyl, morpholino, thiomorpholino, thioxanyl, piperazinyl, homopiperazinyl, azetidiny, oxetanyl, thietanyl, homopiperidinyl, oxepanyl, thiepanyl, oxazepinyl, diazepinyl, thiazepinyl, 2-pyrrolinyl, 3-pyrrolinyl, indolinyl, 2H-pyranyl, 4H-pyranyl, dioxanyl, 1,3-dioxolanyl, pyrazolinyl, dithianyl, dithiolanyl, dihydropyranyl, dihydrothienyl, dihydrofuranyl, dihydroisoquinolinyl, tetrahydroisoquinolinyl, pyrazolidinylimidazoliny, imidazolidinyl, 2-oxa-5-azabicyclo[2.2.2]octane, 3-oxa-8-azabicyclo[3.2.1]octane, 8-oxa-3-azabicyclo[3.2.1]octane, 6-oxa-3-azabicyclo[3.1.1]heptane, 2-oxa-5-azabicyclo[2.2.1]heptane, 3-azabicyclo[3.1.0]hexanyl, 3-azabicyclo[4.1.0]heptanyl, azabicyclo[2.2.2]hexanyl, 3H-indolyl, quinoliziny, N-pyridyl ureas, and pyrrolopyrimidine. Spiro moieties are also included within the scope of this definition. Examples of a heterocyclic group wherein 1 or 2 ring carbon atoms are substituted with oxo (=O) moieties are pyrimidinonyl and 1,1-dioxo-thiomorpholinyl. The heterocycle groups herein are optionally substituted independently with one or more substituents described herein.

[0106] “Heterocyclicoxy group” is a monocyclic heterocyclic ring or a bicyclic heterocyclic group as described previously linked to the group it substitutes via an oxygen, -O-, linker.

[0107] “Heteroaryl” indicates a stable monocyclic aromatic ring which contains from 1 to 3, or in some embodiments from 1 to 2, heteroatoms chosen from N, O, and S, with remaining ring atoms being carbon, or a stable bicyclic or tricyclic system containing at least one 5- to 7-membered aromatic ring which contains from 1 to 3, or in some embodiments from 1 to 2, heteroatoms chosen from N, O, and S, with remaining ring atoms being carbon. In one embodiment, the only heteroatom is nitrogen. In one embodiment, the only heteroatom is oxygen. In one embodiment, the only heteroatom is sulfur. Monocyclic heteroaryl groups typically have from 5 to 7 ring atoms. In some embodiments bicyclic heteroaryl groups are 9- to 10-membered heteroaryl groups, that is, groups containing 9 or 10 ring atoms in which one 5- to 7-member aromatic ring is fused to a second aromatic or non-aromatic ring. When the total number of S and O atoms in the heteroaryl group exceeds 1, these heteroatoms are not adjacent

to one another. In one embodiment, the total number of S and O atoms in the heteroaryl group is not more than 2. In another embodiment, the total number of S and O atoms in the aromatic heterocycle is not more than 1. Examples of heteroaryl groups include, but are not limited to, pyridinyl (including, for example, 2-hydroxypyridinyl), imidazolyl, imidazopyridinyl, pyrimidinyl (including, for example, 4-hydroxypyrimidinyl), pyrazolyl, triazolyl, pyrazinyl, tetrazolyl, furyl, thienyl, isoxazolyl, thiazolyl, oxadiazolyl, oxazolyl, isothiazolyl, pyrrolyl, quinolinyl, isoquinolinyl, tetrahydroisoquinolinyl, indolyl, benzimidazolyl, benzofuranyl, cinnolinyl, indazolyl, indoliziny, phthalazinyl, pyridazinyl, triazinyl, isoindolyl, pteridinyl, purinyl, oxadiazolyl, triazolyl, thiadiazolyl, thiadiazolyl, furazanyl, benzofurazanyl, benzothiophenyl, benzothiazolyl, benzoxazolyl, quinazolinyl, quinoxalinyl, naphthyridinyl, tetrahydrofuranly, and furopyridinyl. Heteroaryl groups are optionally substituted independently with one or more substituents described herein. “Heteroaryloxy” is a heteroaryl group as described bound to the group it substituted via an oxygen, -O-, linker.

[0108] “Heterocycloalkyl” is a saturated ring group. It may have, for example, 1, 2, 3, or 4 heteroatoms independently chosen from N, S, and O, with remaining ring atoms being carbon. In a typical embodiment, nitrogen is the heteroatom. Monocyclic heterocycloalkyl groups typically have from 3 to about 8 ring atoms or from 4 to 6 ring atoms. Examples of heterocycloalkyl groups include morpholinyl, piperazinyl, piperidinyl, and pyrrolinyl.

[0109] The term “mono- and/ or di-alkylamino” indicates secondary or tertiary alkylamino groups, wherein the alkyl groups are independently chosen alkyl groups, as defined herein. The point of attachment of the alkylamino group is on the nitrogen. Examples of mono- and di-alkylamino groups include ethylamino, dimethylamino, and methyl-propyl-amino.

[0110] A “dosage form” means a unit of administration of an active agent. Examples of dosage forms include tablets, capsules, injections, suspensions, liquids, emulsions, implants, particles, spheres, creams, ointments, suppositories, inhalable forms, transdermal forms, buccal, sublingual, topical, gel, mucosal, and the like. A “dosage form” can also include an implant, for example an optical implant.

[0111] “Pharmaceutical compositions” are compositions comprising at least one active agent, such as a compound or salt of Formula I, and at least one other substance, such as a carrier. “Pharmaceutical combinations” are combinations of at least two active agents which may

be combined in a single dosage form or provided together in separate dosage forms with instructions that the active agents are to be used together to treat any disorder described herein.

[0112] “Pharmaceutically acceptable salts” includes derivatives of the disclosed compounds in which the parent compound is modified by making inorganic and organic, non-toxic, acid or base addition salts thereof. The salts of the present compounds can be synthesized from a parent compound that contains a basic or acidic moiety by conventional chemical methods. Generally, such salts can be prepared by reacting free acid forms of these compounds with a stoichiometric amount of the appropriate base (such as Na, Ca, Mg, or K hydroxide, carbonate, bicarbonate, or the like), or by reacting free base forms of these compounds with a stoichiometric amount of the appropriate acid. Such reactions are typically carried out in water or in an organic solvent, or in a mixture of the two. Generally, non-aqueous media like ether, ethyl acetate, ethanol, isopropanol, or acetonitrile are typical, where practicable. Salts of the present compounds further include solvates of the compounds and of the compound salts.

[0113] Examples of pharmaceutically acceptable salts include, but are not limited to, mineral or organic acid salts of basic residues such as amines; alkali or organic salts of acidic residues such as carboxylic acids; and the like. The pharmaceutically acceptable salts include the conventional non-toxic salts and the quaternary ammonium salts of the parent compound formed, for example, from non-toxic inorganic or organic acids. For example, conventional non-toxic acid salts include those derived from inorganic acids such as hydrochloric, hydrobromic, sulfuric, sulfamic, phosphoric, nitric and the like; and the salts prepared from organic acids such as acetic, propionic, succinic, glycolic, stearic, lactic, malic, tartaric, citric, ascorbic, pamoic, maleic, hydroxymaleic, phenylacetic, glutamic, benzoic, salicylic, mesylic, esylic, besylic, sulfanilic, 2-acetoxybenzoic, fumaric, toluenesulfonic, methanesulfonic, ethane disulfonic, oxalic, isethionic, $\text{HOOC}-(\text{CH}_2)_n-\text{COOH}$ where n is 0-4, and the like. Lists of additional suitable salts may be found, e.g., in *Remington's Pharmaceutical Sciences*, 17th ed., Mack Publishing Company, Easton, Pa., p. 1418 (1985).

[0114] The term “carrier” applied to pharmaceutical compositions/combinations of the invention refers to a diluent, excipient, or vehicle with which an active compound is provided.

[0115] A “pharmaceutically acceptable excipient” means an excipient that is useful in preparing a pharmaceutical composition/combination that is generally safe, non-toxic and neither biologically nor otherwise inappropriate for administration to a host, and includes, in one

embodiment, an excipient that is acceptable for veterinary use as well as human pharmaceutical use. A “pharmaceutically acceptable excipient” as used in the present application includes both one and more than one such excipient.

[0116] A “patient” or “host” or “subject” is a human or non-human animal in need of modulation of the complement factor D pathway. Typically the host is a human. A “patient” or “host” or “subject” also refers to for example, mammals, primates (e.g., humans), cows, sheep, goats, horses, dogs, cats, rabbits, rats, mice, fish, birds and the like.

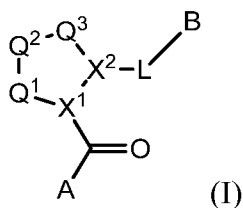
[0117] A “prodrug” as used herein, means a compound which when administered to a host *in vivo* is converted into a parent drug. As used herein, the term “parent drug” means any of the presently described chemical compounds that are useful to treat any of the disorders described herein, or to control or improve the underlying cause or symptoms associated with any physiological or pathological disorder described herein in a host, typically a human. Prodrugs can be used to achieve any desired effect, including to enhance properties of the parent drug or to improve the pharmaceutic or pharmacokinetic properties of the parent. Prodrug strategies exist which provide choices in modulating the conditions for *in vivo* generation of the parent drug, all of which are deemed included herein. Nonlimiting examples of prodrug strategies include covalent attachment of removable groups, or removable portions of groups, for example, but not limited to acylation, phosphorylation, phosphonylation, phosphoramidate derivatives, amidation, reduction, oxidation, esterification, alkylation, other carboxy derivatives, sulfoxy or sulfone derivatives, carbonylation or anhydride, among others.

[0118] “Providing a compound of Formula I with at least one additional active agent” means the compound of Formula I and the additional active agent(s) are provided simultaneously in a single dosage form, provided concomitantly in separate dosage forms, or provided in separate dosage forms for administration separated by some amount of time that is within the time in which both the compound of Formula I and the at least one additional active agent are within the blood stream of a patient. In certain embodiments the compound of Formula I and the additional active agent need not be prescribed for a patient by the same medical care worker. In certain embodiments the additional active agent or agents need not require a prescription. Administration of the compound of Formula I or the at least one additional active agent can occur via any appropriate route, for example, oral tablets, oral capsules, oral liquids, inhalation, injection, suppositories or topical contact.

[0119] A “therapeutically effective amount” of a pharmaceutical composition/combination of this invention means an amount effective, when administered to a patient, to provide a therapeutic benefit such as an amelioration of symptoms, e.g., an amount effective to decrease the symptoms of a macular degeneration. In one embodiment, a therapeutically effective amount is an amount sufficient to prevent a significant increase or will significantly reduce the detectable level of complement factor D in the patient’s blood, serum, or tissues.

II. DETAILED DESCRIPTION OF THE ACTIVE COMPOUNDS

[0120] According to the present invention, a compound of Formula I is provided:

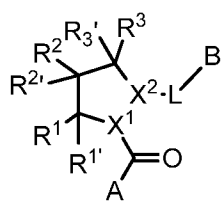


as well as the pharmaceutically acceptable salts and compositions thereof. Formula I can be considered to have a central core, an L-B substituent, and a (C=O)A substituent. It has been discovered that a compound of Formula I, or a pharmaceutically acceptable salt or composition thereof, wherein R¹² or R¹³ on the A group is an amide substituent, is a superior inhibitor of complement factor D, and therefore can be used as an effective amount to treat a host in need of complement factor D modulation.

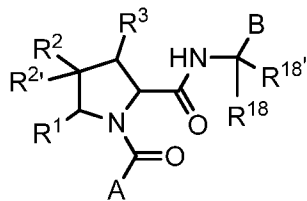
[0121] Non-limiting examples of compounds falling within Formula I with variations in the variables e.g., A, B, R¹-R^{3'}, and L, are illustrated below. The disclosure includes all combinations of these definitions so long as a stable compound results.

Formulas II - XXX

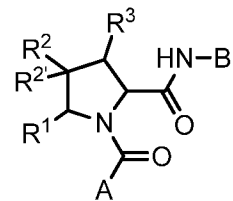
[0122] In one aspect, the disclosure includes compounds and salts of Formula II, III, IV, V, VI, VII, VIII, IX, X, XI, XII, XIII, XIV, XV, XVI, XVII, XVIII, XIX, XX, XXI, XXII, XXIII, XXIV, XXV, XXVI, XXVII, XXVIII, XXIX and XXX which are within the scope of Formula I. The variables shown in Formula II-XXX carry the definitions set forth in the SUMMARY section for Formula I or any of the definitions set forth in this disclosure.



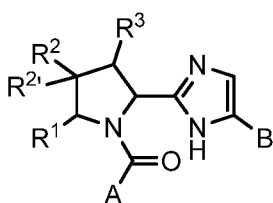
Formula II



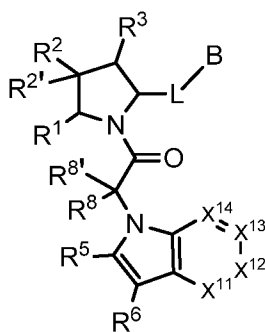
Formula III



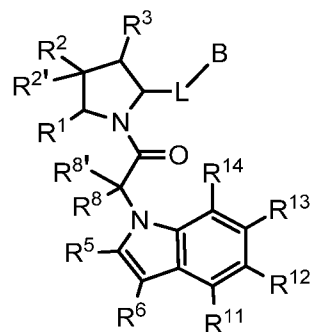
Formula IV



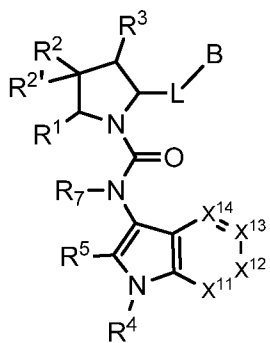
Formula V



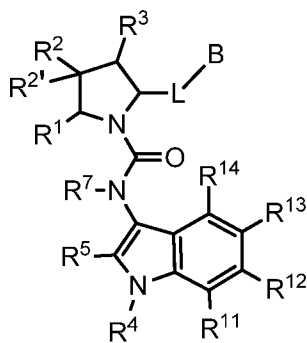
Formula VI



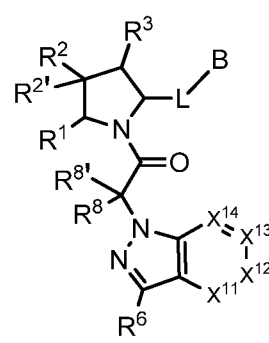
Formula VII



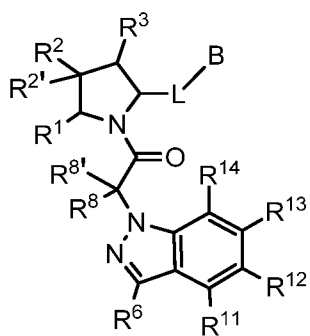
Formula VIII



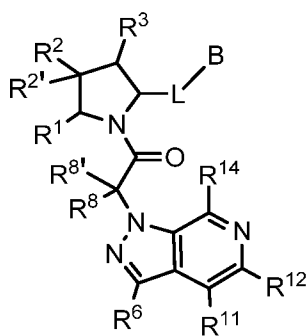
Formula IX



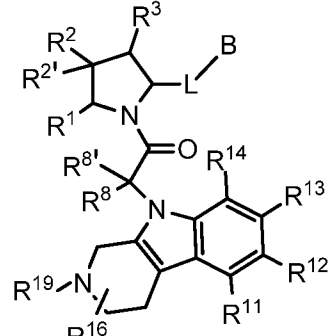
Formula X



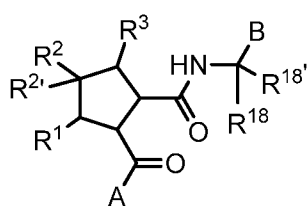
Formula XI



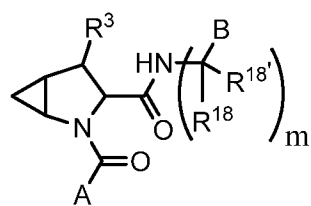
Formula XII



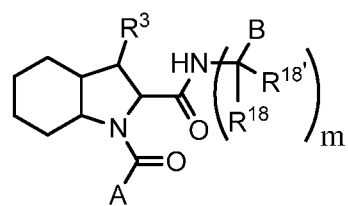
Formula XIII



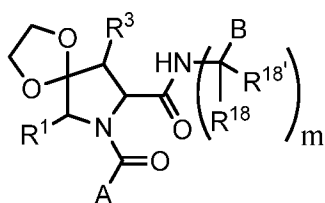
Formula XIV



m is 0 or 1.
Formula XV

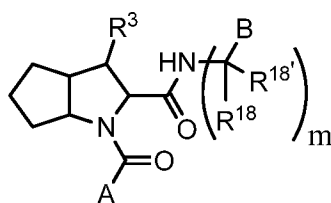


m is 0 or 1.
Formula XVI



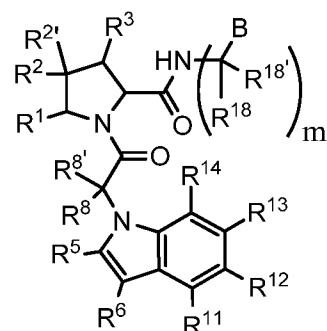
m is 0 or 1.

Formula XVII

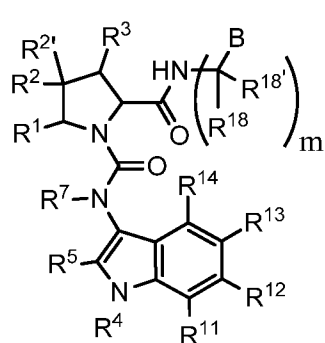


m is 0 or 1.

Formula XVIII

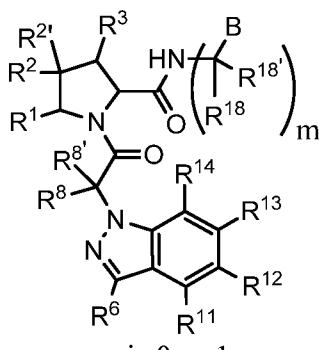


m is 0 or 1.
Formula XIX



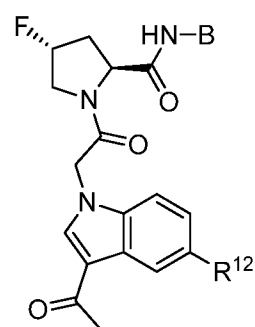
m is 0 or 1.

Formula XX

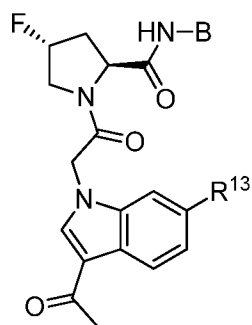


m is 0 or 1.

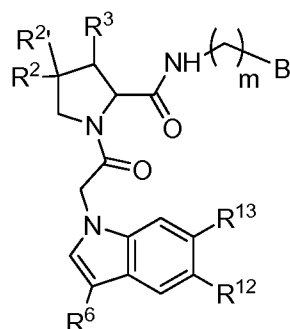
Formula XXI



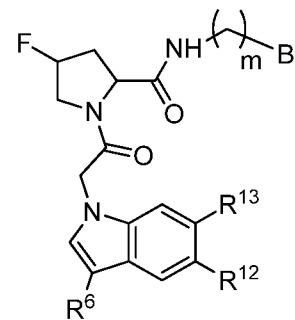
Formula XXII



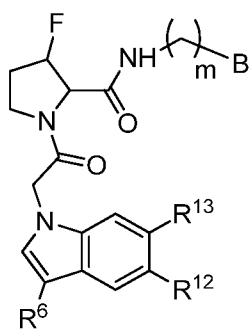
Formula XXIII



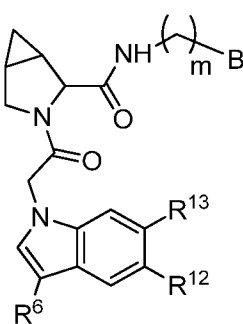
Formula XXIV



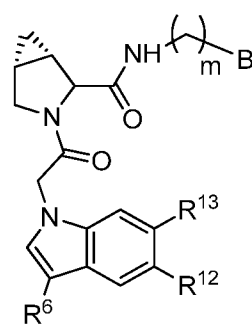
m is 0 or 1.
Formula XXV



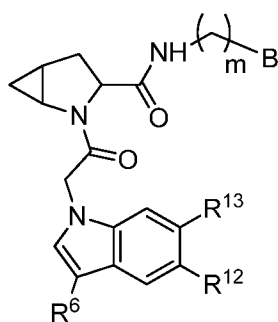
m is 0 or 1.
Formula XXVI



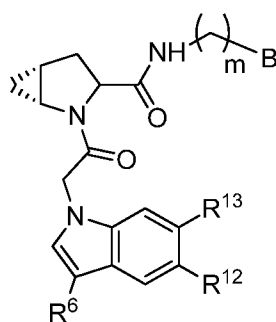
m is 0 or 1.
Formula XXVII



m is 0 or 1.
Formula XXVIII



m is 0 or 1.
Formula XXIX



m is 0 or 1.
Formula XXX

[0123] In these embodiments, it should be understood that where R^1 or R^3 is attached to a carbon, there can be two independent attachments as in $R^2/R^{2'}$ and these formulas should be considered to include all such variations.

[0124] Additionally, the disclosure includes compounds and salts of Formula I and pharmaceutically acceptable compositions thereof, and any of its subformulae (II-XXX) in which at least one of the following conditions is met in the embodiments described below.

The R^{12} and R^{13} Amide Substituents

[0125] It has been discovered that a compound of Formula I, a pharmaceutically acceptable salt or composition thereof, wherein R^{12} or R^{13} on the A group is an amide substituent, is a superior inhibitor of complement factor D.

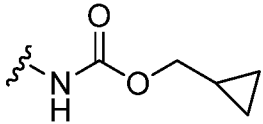
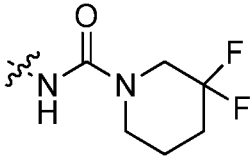
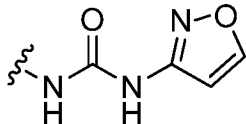
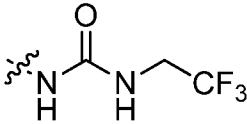
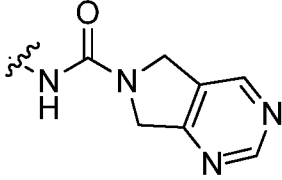
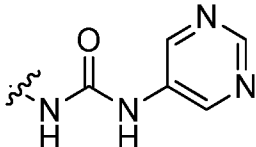
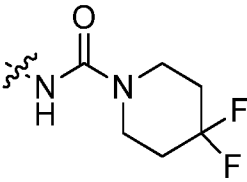
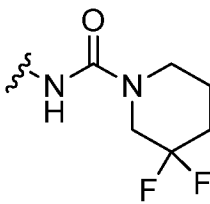
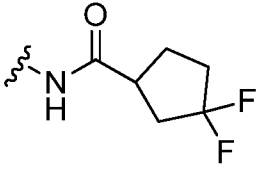
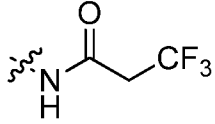
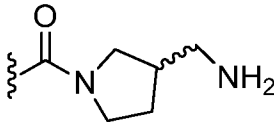
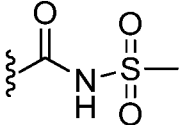
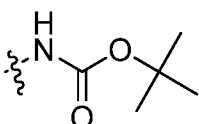
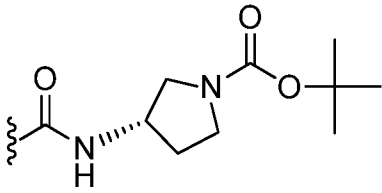
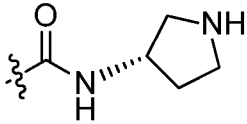
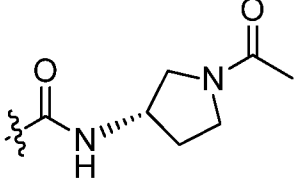
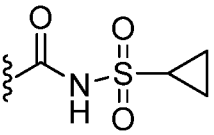
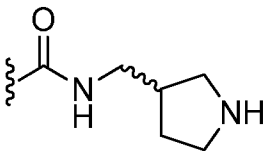
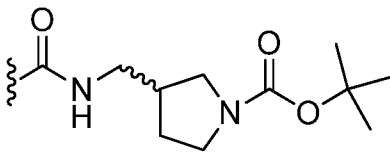
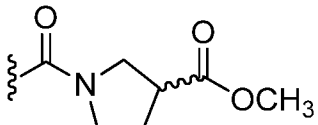
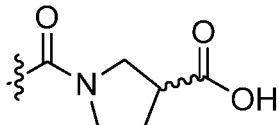
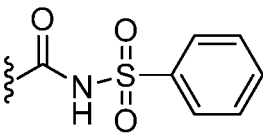
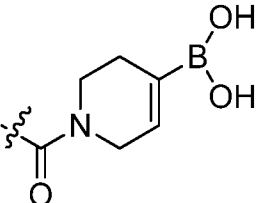
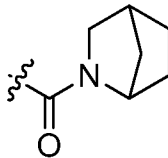
[0126] One of R^{12} and R^{13} is chosen from R^{31} and the other of R^{12} and R^{13} is chosen from R^{32} . In another embodiment each of R^{12} and R^{13} can be independently selected from R^{32} .

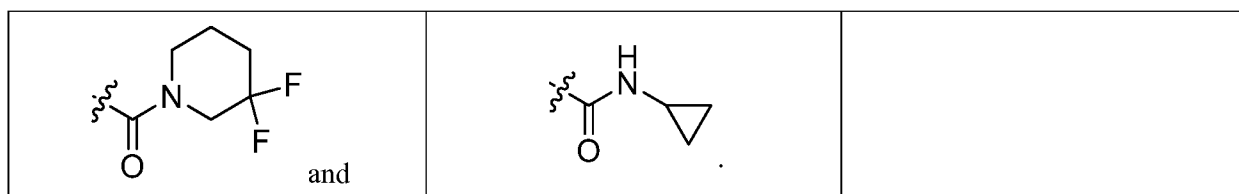
[0127] R^{31} is chosen from hydrogen, halogen, hydroxyl, nitro, cyano, amino, $-\text{COOH}$, $\text{C}_1\text{-C}_2$ haloalkyl, $\text{C}_1\text{-C}_2$ haloalkoxy, $\text{C}_1\text{-C}_6$ alkyl, $-\text{C}_0\text{-C}_4$ alkyl($\text{C}_3\text{-C}_7$ cycloalkyl), $\text{C}_2\text{-C}_6$ alkenyl, $\text{C}_2\text{-C}_6$ alkanoyl, $\text{C}_1\text{-C}_6$ alkoxy, $\text{C}_2\text{-C}_6$ alkenyloxy, $-\text{C}(\text{O})\text{OR}^9$, $\text{C}_1\text{-C}_6$ thioalkyl, $-\text{C}_0\text{-C}_4$ alkyl NR^9R^{10} , $-\text{C}(\text{O})\text{NR}^9\text{R}^{10}$, $-\text{SO}_2\text{R}^9$, $-\text{SO}_2\text{NR}^9\text{R}^{10}$, $-\text{OC}(\text{O})\text{R}^9$, and $-\text{C}(\text{NR}^9)\text{NR}^9\text{R}^{10}$, each of which R^{31} other than hydrogen, halogen, hydroxyl, nitro, cyano, $\text{C}_1\text{-C}_2$ haloalkyl, and $\text{C}_1\text{-C}_2$ haloalkoxy is unsubstituted or substituted with one or more substituents independently selected from halogen, hydroxyl, nitro, cyano, amino, $-\text{COOH}$, $-\text{CONH}_2$, $\text{C}_1\text{-C}_2$ haloalkyl, and $\text{C}_1\text{-C}_2$ haloalkoxy, and each of which R^{31} is also optionally substituted with one substituent chosen from phenyl and 4- to 7-membered heterocycle containing 1, 2, 3, or 4 heteroatoms independently chosen from N, O, and S; which phenyl or 4- to 7-membered heterocycle is unsubstituted or substituted with one or more substituents independently chosen from halogen, hydroxyl, nitro, cyano, $\text{C}_1\text{-C}_6$ alkyl, $\text{C}_2\text{-C}_6$ alkenyl, $\text{C}_2\text{-C}_6$ alkanoyl, $\text{C}_1\text{-C}_6$ alkoxy, (mono- and di- $\text{C}_1\text{-C}_6$ alkylamino) $\text{C}_0\text{-C}_4$ alkyl, $\text{C}_1\text{-C}_6$ alkylester, $-\text{C}_0\text{-C}_4$ alkyl($\text{C}_3\text{-C}_7$ cycloalkyl), $\text{C}_1\text{-C}_2$ haloalkyl, and $\text{C}_1\text{-C}_2$ haloalkoxy;

[0128] R^{32} is chosen from $\text{C}(\text{O})\text{NR}^{21}\text{R}^{37}$, $-\text{C}(\text{O})\text{NR}^{24}\text{R}^{25}$, $-\text{C}(\text{O})\text{NR}^9\text{R}^{37}$, $-\text{C}(\text{O})\text{NR}^{21}\text{SO}_2\text{R}^{22}$, $-\text{NR}^9\text{C}(\text{O})\text{OR}^{10}$, $-\text{NR}^9\text{C}(\text{O})\text{OR}^{23}$, $-\text{NR}^9\text{C}(\text{O})\text{R}^{21}$, $-\text{NR}^9\text{C}(\text{O})\text{NR}^9\text{R}^{10}$, $-\text{NR}^9\text{C}(\text{O})\text{NR}^{10}\text{R}^{23}$, and $-\text{NR}^9\text{C}(\text{O})\text{NR}^{24}\text{R}^{25}$, each of which is optionally substituted.

[0129] In one embodiment, when R^{32} is $\text{C}(\text{O})\text{NR}^{21}\text{R}^{37}$, $-\text{C}(\text{O})\text{NR}^{24}\text{R}^{25}$, $-\text{C}(\text{O})\text{NR}^9\text{R}^{37}$, B is not $\text{C}_2\text{-C}_6$ alkenyl; $(\text{C}_0\text{-C}_4 \text{ alkyl})(\text{heteroaryl})$; monocyclic or bicyclic carbocyclic; or monocyclic heterocyclic.

[0130] In certain embodiments, R^{32} is selected from:



Non-limiting R¹²/R¹³ Embodiments

[0131] In one embodiment, R¹² is R³².

[0132] In one embodiment, R¹³ is R³².

[0133] In one embodiment, R¹² is R³², which is -C(O)NR²¹R³⁷.

[0134] In one embodiment, R¹² is R³², which is -C(O)NR²⁴R²⁵.

[0135] In one embodiment, R¹² is R³², which is -C(O)NR⁹R³⁷.

[0136] In one embodiment, R¹² is R³², which is -C(O)NR²¹SO₂R²².

[0137] In one embodiment, R¹² is R³², which is -NR⁹C(O)OR¹⁰.

[0138] In one embodiment, R¹² is R³², which is -NR⁹C(O)OR²³.

[0139] In one embodiment, R¹² is R³², which is -NR⁹C(O)R²¹.

[0140] In one embodiment, R¹² is R³², which is -NR⁹C(O)NR⁹R¹⁰.

[0141] In one embodiment, R¹² is R³², which is -NR⁹C(O)NR¹⁰R²³.

[0142] In one embodiment, R¹² is R³², which is -NR⁹C(O)NR²⁴R²⁵.

[0143] In one embodiment, R¹³ is R³², which is -C(O)NR²¹R³⁷.

[0144] In one embodiment, R¹³ is R³², which is -C(O)NR²⁴R²⁵.

[0145] In one embodiment, R¹³ is R³², which is -C(O)NR⁹R³⁷.

[0146] In one embodiment, R¹³ is R³², which is -C(O)NR²¹SO₂R²².

[0147] In one embodiment, R¹³ is R³², which is -NR⁹C(O)OR¹⁰.

[0148] In one embodiment, R¹³ is R³², which is -NR⁹C(O)OR²³.

[0149] In one embodiment, R¹³ is R³², which is -NR⁹C(O)R²¹.

[0150] In one embodiment, R¹³ is R³², which is -NR⁹C(O)NR⁹R¹⁰.

[0151] In one embodiment, R¹³ is R³², which is -NR⁹C(O)NR¹⁰R²³.

[0152] In one embodiment, R¹³ is R³², which is -NR⁹C(O)NR²⁴R²⁵.

[0153] In one embodiment, the disclosure provides compounds of Formula I, wherein;
one of R¹² and R¹³ is H and the other of R¹² and R¹³ is R³², where:

[0154] R^{32} is chosen from $C(O)NR^{21}R^{37}$, $-C(O)NR^{24}R^{25}$, $-C(O)NR^9R^{37}$, $-C(O)NR^{21}SO_2R^{22}$, $-NR^9C(O)OR^{10}$, $-NR^9C(O)OR^{23}$, $-NR^9C(O)R^{21}$, $-NR^9C(O)NR^9R^{10}$, $-NR^9C(O)NR^{10}R^{23}$, and $-NR^9C(O)NR^{24}R^{25}$, each of which is optionally substituted;

[0155] wherein R^9 , R^{10} , R^{21} , R^{22} , R^{23} , R^{24} , R^{25} , and R^{37} are as defined in the summary section above.

[0156] In another embodiment, the disclosure provides compounds of Formula I, wherein;

[0157] R^1 , $R^{1'}$, R^2 , and $R^{3'}$ are all hydrogen;

[0158] R^2 is fluoro and R^3 is hydrogen, $-C_0-C_4$ alkyl(C_3-C_7 cycloalkyl), or $-O-C_0-C_4$ alkyl(C_3-C_7 cycloalkyl);

[0159] R^5 is hydrogen, halogen, or C_1-C_2 alkyl;

[0160] R^{11} , R^{13} , R^{14} , and R^{15} , if present, are independently chosen at each occurrence from hydrogen, halogen, hydroxyl, amino, C_1-C_4 alkyl, C_1-C_4 alkoxy, $-C_0-C_2$ alkyl(mono- and di- C_1-C_2 alkylamino), trifluoromethyl, and trifluoromethoxy;

[0161] X^{12} is CR^{12} ; and

[0162] R^{12} is chosen from $C(O)NR^{21}R^{37}$, $-C(O)NR^{24}R^{25}$, $-C(O)NR^9R^{37}$, $-C(O)NR^{21}SO_2R^{22}$, $-NR^9C(O)OR^{10}$, $-NR^9C(O)OR^{23}$, $-NR^9C(O)R^{21}$, $-NR^9C(O)NR^9R^{10}$, $-NR^9C(O)NR^{10}R^{23}$, and $-NR^9C(O)NR^{24}R^{25}$, each of which is optionally substituted;

[0163] wherein R^9 , R^{10} , R^{21} , R^{22} , R^{23} , R^{24} , R^{25} , and R^{37} are as defined in the summary section above.

[0164] In one embodiment, when R^{32} is $C(O)NR^{21}R^{37}$, $-C(O)NR^{24}R^{25}$, $-C(O)NR^9R^{37}$, B is not C_2-C_6 alkenyl; (C_0-C_4 alkyl)(heteroaryl); monocyclic or bicyclic carbocyclic; or monocyclic heterocyclic.

[0165] In one embodiment, the disclosure provides compounds of Formula I, wherein;

[0166] m is 0 or 1;

[0167] R^2 is halogen, $R^{2'}$ is hydrogen or halogen, and R^3 is hydrogen, halogen, $-C_0-C_4$ alkyl(C_3-C_7 cycloalkyl), or $-O-C_0-C_4$ alkyl(C_3-C_7 cycloalkyl);

[0168] R^6 is $-C(O)C_1-C_4$ alkyl, $-C(O)NH_2$, $-C(O)CF_3$, $-C(O)(C_3-C_7$ cycloalkyl), or $-ethyl(cyanoimino)$;

[0169] one of R^{12} and R^{13} is selected from hydrogen, halogen, C_1-C_4 alkyl, C_1-C_4 alkoxy, trifluoromethyl, and trifluoromethoxy; the other of R^{12} and R^{13} is R^{32} , where

[0170] R^{32} is chosen from $C(O)NR^{21}R^{37}$, $-C(O)NR^{24}R^{25}$, $-C(O)NR^9R^{37}$, $-C(O)NR^{21}SO_2R^{22}$, $-NR^9C(O)OR^{10}$, $-NR^9C(O)OR^{23}$, $-NR^9C(O)R^{21}$, $-NR^9C(O)NR^9R^{10}$, $-NR^9C(O)NR^{10}R^{23}$, and $-NR^9C(O)NR^{24}R^{25}$, each of which is optionally substituted;

[0171] wherein R^9 , R^{10} , R^{21} , R^{22} , R^{23} , R^{24} , R^{25} , and R^{37} are as defined in the summary section above.

[0172] In one embodiment, the disclosure provides compounds of Formula I, wherein;

[0173] one of R^{12} and R^{13} is hydrogen, hydroxyl, halogen, methyl, or methoxy; and the other of R^{12} and R^{13} is R^{32} , where

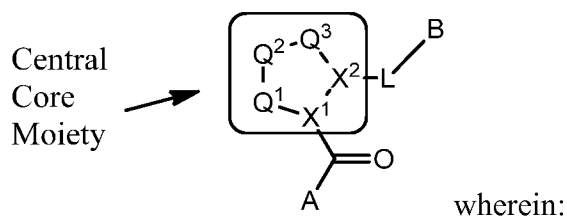
[0174] R^{32} is chosen from $C(O)NR^{21}R^{37}$, $-C(O)NR^{24}R^{25}$, $-C(O)NR^9R^{37}$, $-C(O)NR^{21}SO_2R^{22}$, $-NR^9C(O)OR^{10}$, $-NR^9C(O)OR^{23}$, $-NR^9C(O)R^{21}$, $-NR^9C(O)NR^9R^{10}$, $-NR^9C(O)NR^{10}R^{23}$, and $-NR^9C(O)NR^{24}R^{25}$, each of which is optionally substituted;

[0175] wherein R^9 , R^{10} , R^{21} , R^{22} , R^{23} , R^{24} , R^{25} , and R^{37} are as defined in the summary section above.

[0176] In one embodiment, R^{32} may be unsubstituted or substituted with one or more substituents independently chosen from halogen, hydroxyl, nitro, cyano, amino, oxo, $-B(OH)_2$, $-Si(CH_3)_3$, $-COOH$, $-CONH_2$, $-P(O)(OH)_2$, C_1 - C_6 alkyl, C_1 - C_6 alkoxy, $-C_0$ - C_2 alkyl(mono- and di- C_1 - C_4 alkylamino), C_1 - C_6 alkylester, C_1 - C_4 alkylamino, C_1 - C_4 hydroxylalkyl, C_1 - C_2 haloalkyl, and C_1 - C_2 haloalkoxy.

Central Core Moiety

[0177] The central core moiety in Formula I is illustrated below:



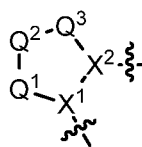
[0178] Q^1 is $N(R^1)$ or $C(R^1R^{1'})$;


[0179] Q^2 is $C(R^2R^{2'})$, $C(R^2R^{2'})-C(R^2R^{2'})$, S, O, $N(R^2)$ or $C(R^2R^{2'})O$;

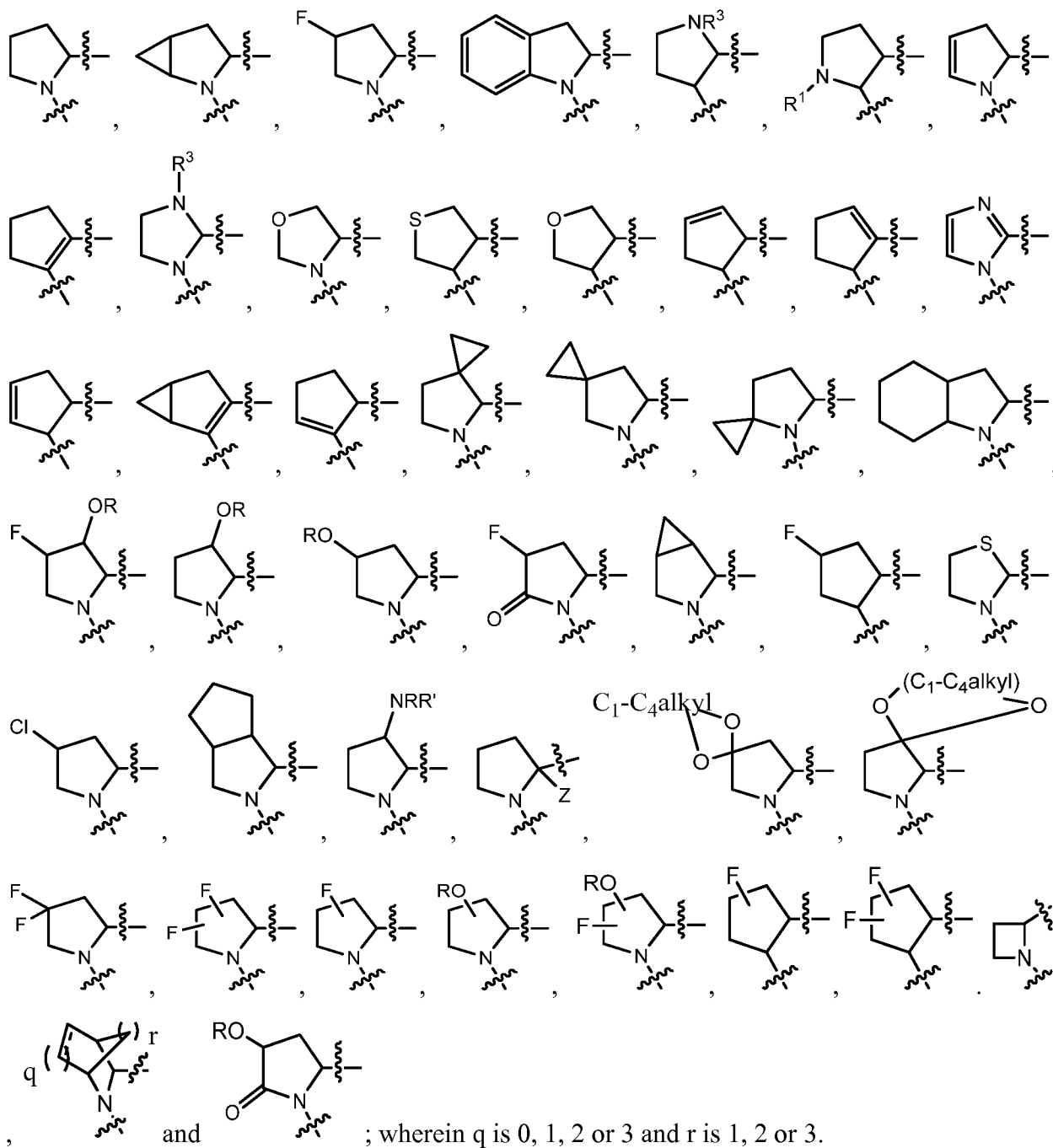
[0180] Q^3 is $N(R^3)$, S, or $C(R^3R^{3'})$;

[0181] X^1 and X^2 are independently N or CH, or X^1 and X^2 together are $C=C$; and

[0182] wherein Q^1 , Q^2 , Q^3 , X^1 , and X^2 are selected such that a stable compound results.



[0183] Non-limiting examples of the  ring are illustrated below (any of which can be otherwise substituted with R¹, R^{1'}, R², R^{2'}, R³, and R^{3'}) as described in more detail below.



[0184] R and R' are independently chosen from H, alkyl, cycloalkyl, cycloalkylalkyl, heterocycle, heterocycloalkyl, aryl, aralkyl, heteroaryl, heteroarylalkyl wherein each group can be optionally substituted or any other substituent group herein that provides the desired properties. In some embodiments, the ring includes one or more chiral carbon atoms. The invention includes embodiments in which the chiral carbon can be provided as an enantiomer, or mixtures of enantiomers, including a racemic mixture. Where the ring includes more than one stereocenter, all of the enantiomers and diastereomers are included in the invention as individual species.

[0185] Z is F, Cl, NH₂, CH₃, CH₂D, CHD₂, or CD₃.

[0186] R¹, R^{1'}, R², R^{2'}, R³, and R^{3'} are independently chosen at each occurrence, as appropriate, and only where a stable compound results, from hydrogen, halogen, hydroxyl, nitro, cyano, amino, C₁-C₆alkyl, C₂-C₆alkenyl, C₂-C₆alkynyl, C₁-C₆alkoxy, C₂-C₆alkynyl, C₂-C₆alkanoyl, C₁-C₆thioalkyl, hydroxyC₁-C₆alkyl, aminoC₁-C₆alkyl, -C₀-C₄alkylNR⁹R¹⁰, -C(O)OR⁹, -OC(O)R⁹, -NR⁹C(O)R¹⁰, -C(O)NR⁹R¹⁰, -OC(O)NR⁹R¹⁰, -NR⁹C(O)OR¹⁰, C₁-C₂haloalkyl, and C₁-C₂haloalkoxy, where R⁹ and R¹⁰ are independently chosen at each occurrence from hydrogen, C₁-C₆alkyl, (C₃-C₇cycloalkyl)C₀-C₄alkyl, -C₀-C₄alkyl(C₃-C₇cycloalkyl), and -O-C₀-C₄alkyl(C₃-C₇cycloalkyl).

Non-limiting Central Core Embodiments

[0187] In alternative embodiments, R¹ and R^{1'} or R³ and R^{3'} may be taken together to form a 3- to 6-membered carbocyclic spiro ring or a 3- to 6-membered heterocyclic spiro ring containing 1 or 2 heteroatoms independently chosen from N, O, or S; R² and R^{2'} may be taken together to form a 3- to 6-membered carbocyclic spiro ring; or R² and R^{2'} may be taken together to form a 3- to 6-membered heterocyclic spiro ring;

[0188] each of which ring may be unsubstituted or substituted with one or more substituents independently chosen from halogen (and in particular F), hydroxyl, cyano, -COOH, C₁-C₄alkyl (including in particular methyl), C₂-C₄alkenyl, C₂-C₄alkynyl, C₁-C₄alkoxy, C₂-C₄alkanoyl, hydroxyC₁-C₄alkyl, (mono- and di-C₁-C₄alkylamino)C₀-C₄alkyl, -C₀-C₄alkyl(C₃-C₇cycloalkyl), -O-C₀-C₄alkyl(C₃-C₇cycloalkyl), C₁-C₂haloalkyl, and C₁-C₂haloalkoxy.

[0189] In alternative embodiments, R¹ and R² may be taken together to form a 3-membered carbocyclic ring; R¹ and R² may be taken together to form a 4- to 6-membered

carbocyclic or aryl ring or a 4- to 6-membered heterocyclic or heteroaryl ring containing 1 or 2 heteroatoms independently chosen from N, O, and S; or R^2 and R^3 , if bound to adjacent carbon atoms, may be taken together to form a 3- to 6-membered carbocyclic or aryl ring or a 3- to 6-membered heterocyclic or heteroaryl ring;

[0190] each of which ring may be unsubstituted or substituted with one or more substituents independently chosen from halogen (and in particular F), hydroxyl, cyano, -COOH, C_1 - C_4 alkyl (including in particular methyl), C_2 - C_4 alkenyl, C_2 - C_4 alkynyl, C_1 - C_4 alkoxy, C_2 - C_4 alkanoyl, hydroxy C_1 - C_4 alkyl, (mono- and di- C_1 - C_4 alkylamino) C_0 - C_4 alkyl, - C_0 - C_4 alkyl(C_3 - C_7 cycloalkyl), -O- C_0 - C_4 alkyl(C_3 - C_7 cycloalkyl), C_1 - C_2 haloalkyl, and C_1 - C_2 haloalkoxy.

[0191] In one embodiment, the central core moiety is proline.

[0192] In one embodiment, the central core moiety is 4-fluoroproline.

[0193] In one embodiment, R^1 , $R^{1'}$, R^2 , R^3 , and $R^{3'}$, if present, are all hydrogen; and R^2 is fluoro.

[0194] In one embodiment, R^1 , $R^{1'}$, R^2 , and R^3 , if present, are all hydrogen; and R^2 is fluoro and R^3 is - C_0 - C_4 alkyl(C_3 - C_7 cycloalkyl) or -O- C_0 - C_4 alkyl(C_3 - C_7 cycloalkyl).

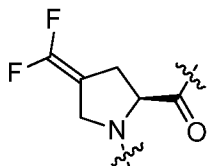
[0195] In one embodiment, R^1 and R^2 are taken together to form a 3- to 6-membered cycloalkyl group, and $R^{1'}$, R^2 , R^3 , and $R^{3'}$, where present, are all hydrogen.

[0196] In one embodiment, R^1 , $R^{1'}$, R^3 , and $R^{3'}$, if present, are all hydrogen, and R^2 and $R^{2'}$ are taken together to form a 5- or 6-membered heterocycloalkyl group having 1 or 2 oxygen atoms.

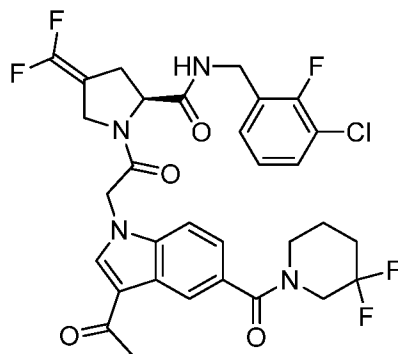
[0197] In one embodiment, R^1 is hydrogen and R^2 is fluoro.

[0198] In one embodiment, R^1 and R^2 are joined to form a 3 membered ring.

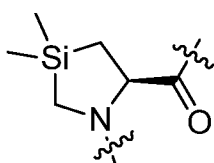
[0199] The disclosure includes compounds of Formula I in which the central pyrrolidine is vinyl substituted, for example:



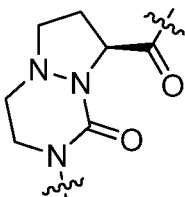
[0200] In one embodiment, the compound of Formula I has the structure:



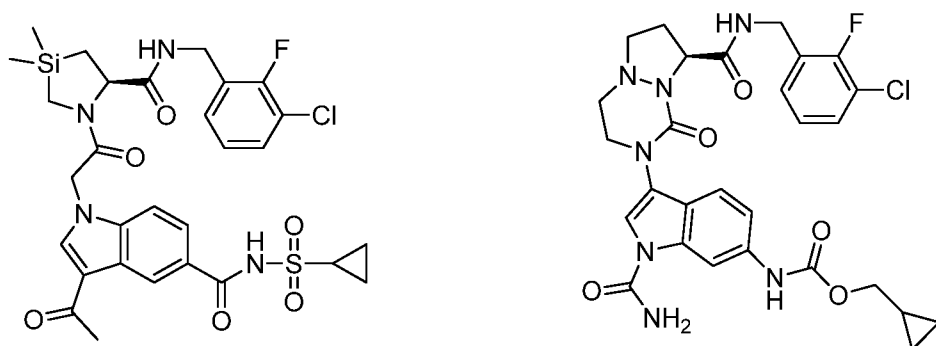
[0201] In one embodiment, the central pyrrolidine is modified by addition of a second heteroatom to a pyrrolidine ring, such as N, O, S, or Si, for example:



[0202] Another modification within the scope of the disclosure is joining a substituent on the central pyrrolidine ring to R⁷ or R⁸ to form a 5- to 6- membered heterocyclic ring, for example:

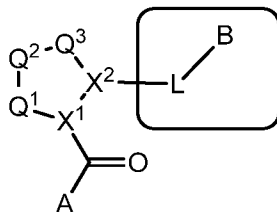


[0203] Example compounds having the modifications disclosed above include:

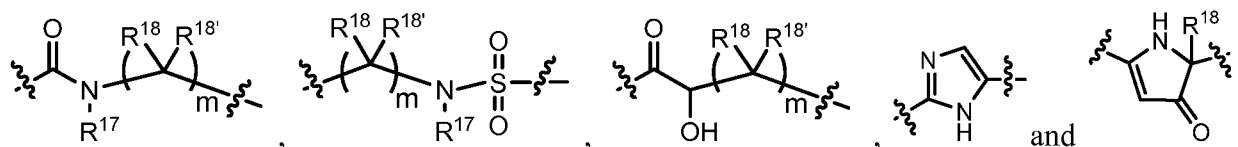


Central Core L-B Substituents

[0204] The central core **L-B substituents** in Formula I are illustrated below:



[0205] L is a bond or is chosen from the formulas:



where R^{17} is hydrogen, C_1 - C_6 alkyl, or $-C_0$ - C_4 alkyl(C_3 - C_7 cycloalkyl) and R^{18} and $R^{18'}$ are independently chosen from hydrogen, halogen, hydroxymethyl, and methyl; and m is 0, 1, 2, or 3.

[0206] B is a monocyclic or bicyclic carbocyclic; a monocyclic or bicyclic carbocyclic-oxy group; a monocyclic, bicyclic, or tricyclic heterocyclic group having 1, 2, 3, or 4 heteroatoms independently selected from N, O, and S and from 4 to 7 ring atoms per ring; C_2 - C_6 alkenyl; C_2 - C_6 alkynyl; $-(C_0$ - C_4 alkyl)(aryl); $-(C_0$ - C_4 alkyl)(heteroaryl); or $-(C_0$ - C_4 alkyl)(biphenyl).

[0207] Each of which B is unsubstituted or substituted with one or more substituents independently chosen from R^{33} and R^{34} , and 0 or 1 substituents chosen from R^{35} and R^{36} :

[0208] R^{33} is independently chosen from halogen, hydroxyl, $-COOH$, cyano, C_1 - C_6 alkyl, C_2 - C_6 alkanoyl, C_1 - C_6 alkoxy, $-C_0$ - C_4 alkyl NR^9R^{10} , $-SO_2R^9$, C_1 - C_2 haloalkyl, and C_1 - C_2 haloalkoxy;

[0209] R^{34} is independently chosen from nitro, C_2 - C_6 alkenyl, C_2 - C_6 alkynyl, C_1 - C_6 thioalkyl, $-JC_3$ - C_7 cycloalkyl, $-B(OH)_2$, $-JC(O)NR^9R^{23}$, $-JOSO_2OR^{21}$, $-C(O)(CH_2)_{1-4}S(O)R^{21}$, $-O(CH_2)_{1-4}S(O)NR^{21}R^{22}$, $-JOP(O)(OR^{21})(OR^{22})$, $-JP(O)(OR^{21})(OR^{22})$, $-JOP(O)(OR^{21})R^{22}$, $-JP(O)(OR^{21})R^{22}$, $-JOP(O)R^{21}R^{22}$, $-JP(O)R^{21}R^{22}$, $-JSP(O)(OR^{21})(OR^{22})$, $-JSP(O)(OR^{21})(R^{22})$, $-JSP(O)(R^{21})(R^{22})$, $-JNR^9P(O)(NHR^{21})(NHR^{22})$, $-JNR^9P(O)(OR^{21})(NHR^{22})$, $-JNR^9P(O)(OR^{21})(OR^{22})$, $-JC(S)R^{21}$, $-JNR^{21}SO_2R^{22}$, $-JNR^9S(O)NR^{10}R^{22}$, $-JNR^9SO_2NR^{10}R^{22}$, $-JSO_2NR^9COR^{22}$, $-JSO_2NR^9CONR^{21}R^{22}$, $-JNR^{21}SO_2R^{22}$, $-JC(O)NR^{21}SO_2R^{22}$, $-JC(NH_2)NR^{22}$, $-JC(NH_2)NR^9S(O)_2R^{22}$, $-JOC(O)NR^{21}R^{22}$, $-JNR^{21}C(O)OR^{22}$, $-JNR^{21}OC(O)R^{22}$, $-(CH_2)_{1-4}C(O)NR^{21}R^{22}$, $-JC(O)R^{24}R^{25}$, $-JNR^9C(O)R^{21}$, $-JC(O)R^{21}$, $-JNR^9C(O)NR^{10}R^{22}$, $-CCR^{21}$, $-(CH_2)_{1-4}$

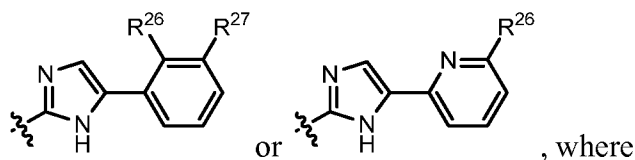
${}^4\text{OC(O)R}^{21}$, and ${}^-\text{JC(O)OR}^{23}$; each of which R^{34} may be unsubstituted or substituted with one or more substituents independently chosen from halogen, hydroxyl, nitro, cyano, amino, oxo, ${}^-\text{B(OH)}_2$, ${}^-\text{Si(CH}_3)_3$, ${}^-\text{COOH}$, ${}^-\text{CONH}_2$, ${}^-\text{P(O)(OH)}_2$, C_1 - C_6 alkyl, ${}^-\text{C}_0$ - C_4 alkyl(C_3 - C_7 cycloalkyl), C_1 - C_6 alkoxy, ${}^-\text{C}_0$ - C_2 alkyl(mono- and di- C_1 - C_4 alkylamino), C_1 - C_6 alkylester, C_1 - C_4 alkylamino, C_1 - C_4 hydroxylalkyl, C_1 - C_2 haloalkyl, and C_1 - C_2 haloalkoxy;

[0210] R^{35} is independently chosen from naphthyl, naphthyloxy, indanyl, (4- to 7-membered heterocycloalkyl) C_0 - C_4 alkyl containing 1 or 2 heteroatoms chosen from N, O, and S, and bicyclic heterocycle containing 1, 2, or 3 heteroatoms independently chosen from N, O, and S, and containing 4- to 7- ring atoms in each ring; each of which R^{35} is unsubstituted or substituted with one or more substituents independently chosen from halogen, hydroxyl, nitro, cyano, C_1 - C_6 alkyl, C_2 - C_6 alkenyl, C_2 - C_6 alkanoyl, C_1 - C_6 alkoxy, (mono- and di- C_1 - C_6 alkylamino) C_0 - C_4 alkyl, C_1 - C_6 alkylester, ${}^-\text{C}_0$ - C_4 alkyl(C_3 - C_7 cycloalkyl), ${}^-\text{SO}_2\text{R}^9$, C_1 - C_2 haloalkyl, and C_1 - C_2 haloalkoxy; and

[0211] R^{36} is independently chosen from tetrazolyl, (phenyl) C_0 - C_2 alkyl, (phenyl) C_1 - C_2 alkoxy, phenoxy, and 5- or 6-membered heteroaryl containing 1, 2, or 3 heteroatoms independently chosen from N, O, B, and S, each of which R^{36} is unsubstituted or substituted with one or more substituents independently chosen from halogen, hydroxyl, nitro, cyano, C_1 - C_6 alkyl, C_2 - C_6 alkenyl, C_2 - C_6 alkanoyl, C_1 - C_6 alkoxy, (mono- and di- C_1 - C_6 alkylamino) C_0 - C_4 alkyl, C_1 - C_6 alkylester, ${}^-\text{C}_0$ - C_4 alkyl(C_3 - C_7 cycloalkyl), ${}^-\text{SO}_2\text{R}^9$, ${}^-\text{OSi(CH}_3)_2\text{C(CH}_3)_3$, ${}^-\text{Si(CH}_3)_2\text{C(CH}_3)_3$, C_1 - C_2 haloalkyl, and C_1 - C_2 haloalkoxy.

[0212] J is independently chosen at each occurrence from a covalent bond, C_1 - C_4 alkylene, ${}^-\text{OC}_1$ - C_4 alkylene, C_2 - C_4 alkenylene, and C_2 - C_4 alkynylene.

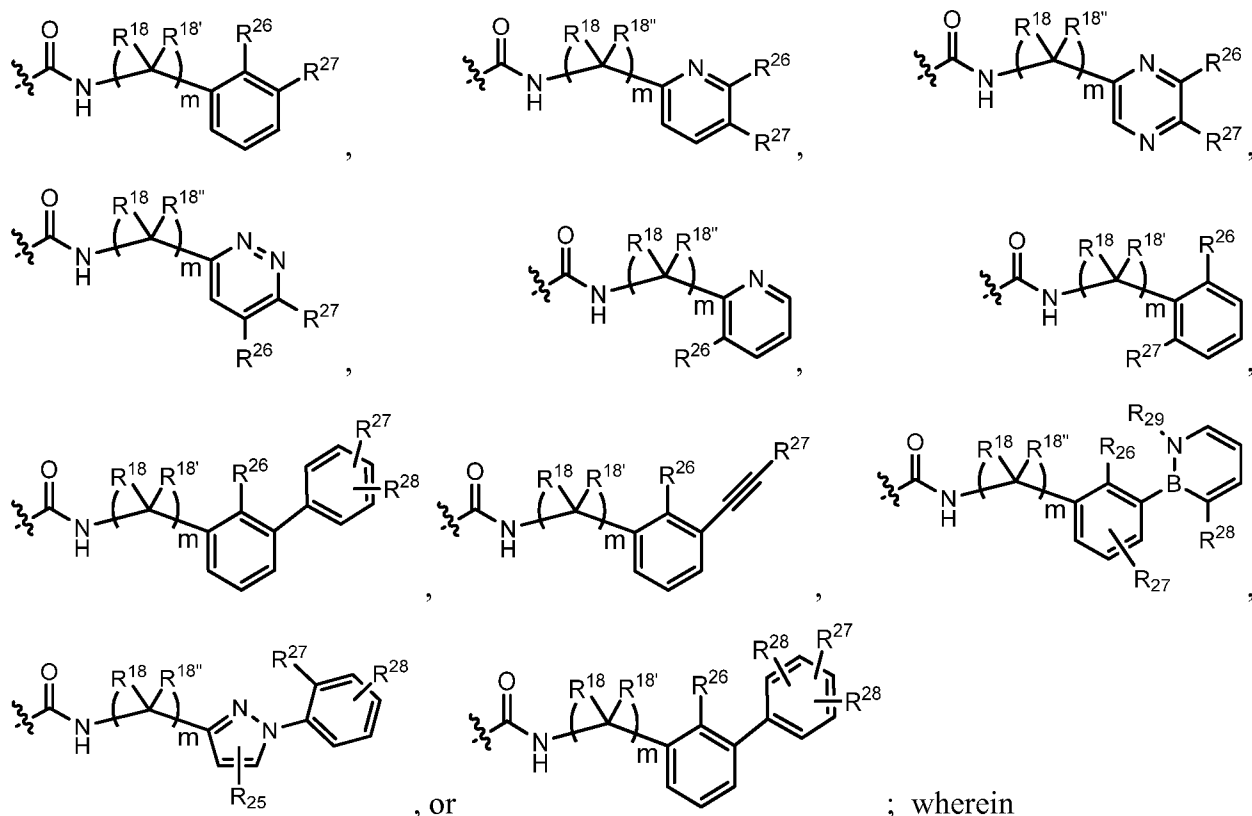
[0213] In one embodiment, ${}^-\text{L-B-}$ is



[0214] R^{26} and R^{27} are independently chosen from hydrogen, halogen, hydroxyl, nitro, cyano, C_1 - C_6 alkyl, C_2 - C_6 alkenyl, C_2 - C_6 alkanoyl, C_1 - C_6 alkoxy, C_1 - C_6 thioalkyl, ${}^-\text{C}_0$ - C_4 alkyl(mono- and di- C_1 - C_6 alkylamino), ${}^-\text{C}_0$ - C_4 alkyl(C_3 - C_7 cycloalkyl), ${}^-\text{C}_0$ - C_4 alkoxy(C_3 - C_7 cycloalkyl), C_1 - C_2 haloalkyl, C_1 - C_2 haloalkoxy, and C_1 - C_2 haloalkylthio.

Non-Limiting L-B Embodiments

[0215] In another embodiment, -L-B- is



[0216] R¹⁸ and R^{18'} are independently chosen from hydrogen, halogen, hydroxymethyl, and methyl; and m is 0 or 1; and

[0217] R²⁶, R²⁷, and R²⁸ are independently chosen from hydrogen, halogen, hydroxyl, nitro, cyano, C₁-C₆alkyl, C₂-C₆alkenyl, C₂-C₆alkanoyl, C₁-C₆alkoxy, C₁-C₆thioalkyl, (mono- and di-C₁-C₆alkylamino)C₀-C₄alkyl, (C₃-C₇cycloalkyl)C₀-C₄alkyl, (aryl)C₀-C₄alkyl-, (heteroaryl)C₀-C₄alkyl-, and -C₀-C₄alkoxy(C₃-C₇cycloalkyl); each of which R²⁶, R²⁷, and R²⁸ other than hydrogen, halogen, hydroxyl, nitro, cyano, is unsubstituted or substituted with one or more substituents independently chosen from halogen, hydroxyl, amino, C₁-C₂alkoxy, C₁-C₂haloalkyl, (C₃-C₇cycloalkyl)C₀-C₄alkyl-, and C₁-C₂haloalkoxy; and

[0218] R²⁹ is hydrogen, C₁-C₂alkyl, C₁C₂haloalkyl or -Si(CH₃)₂C(CH₃)₃.

[0219] In one embodiment, m is 0.

[0220] In one embodiment, the disclosure further includes compounds and salts of Formula I in which B is 2-fluoro-3-chlorophenyl. In another embodiment, another carbocyclic,

aryl, heterocyclic, or heteroaryl group such as 2-bromo-pyridin-6-yl, 1-(2,2,2-trifluoroethyl)-1H-pyrazol-3-yl, 2,2-dichlorocyclopropylmethyl, or 2-fluoro-3-trimethylsilylphenyl is used.

[0221] In another embodiment, B is phenyl, pyridyl, or indanyl each of which is unsubstituted or substituted with one or more substituents independently chosen from hydrogen, halogen, hydroxyl, nitro, cyano, C₁-C₆alkyl, C₂-C₆alkenyl, C₂-C₆alkanoyl, C₁-C₆alkoxy, C₁-C₆thioalkyl, (mono- and di-C₁-C₆alkylamino)C₀-C₄alkyl, (C₃-C₇cycloalkyl)C₀-C₄alkyl, -C₀-C₄alkoxy(C₃-C₇cycloalkyl), (phenyl)C₀-C₂alkyl, (pyridyl)C₀-C₂alkyl; each of which substituents other than hydrogen, halogen, hydroxyl, nitro, cyano, is unsubstituted or substituted with one or more substituents independently chosen from halogen, hydroxyl, amino, C₁-C₂alkyl, C₁-C₂alkoxy, -OSi(CH₃)₂C(CH₃)₃, -Si(CH₃)₂C(CH₃)₃, C₁-C₂haloalkyl, and C₁-C₂haloalkoxy.

[0222] In another embodiment, B is phenyl or pyridyl substituted with 1, 2, or 3 substituents chosen from chloro, bromo, hydroxyl, -SCF₃, C₁-C₂alkyl, C₁-C₂alkoxy, trifluoromethyl, phenyl and trifluoromethoxy each of which substituents other than chloro, bromo, hydroxyl, -SCF₃, can be optionally substituted.

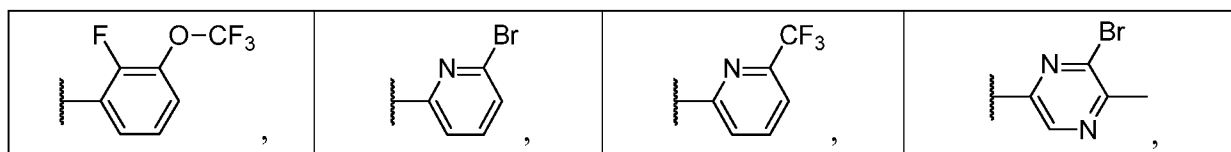
[0223] In certain embodiments, B is a 2-fluoro-3-chlorophenyl or a 2-fluoro-3-trifluoromethoxyphenyl group.

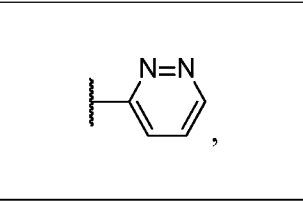
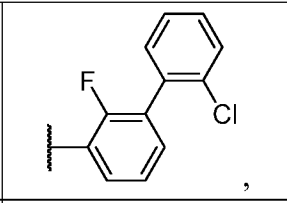
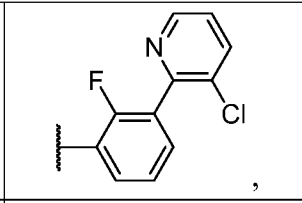
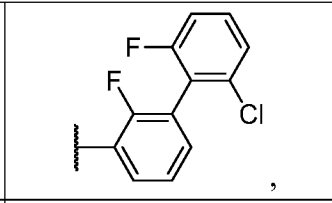
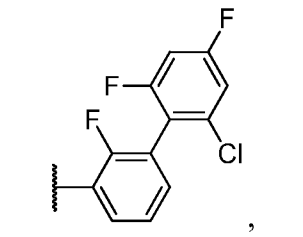
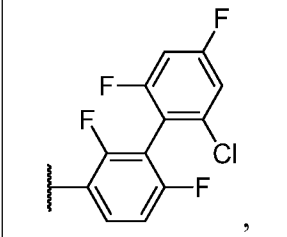
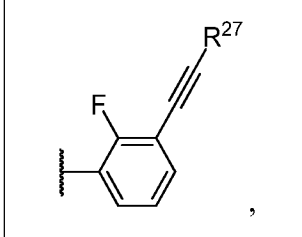
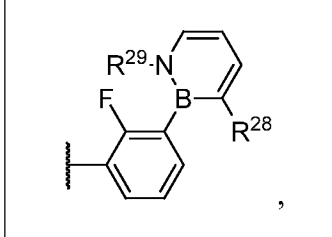
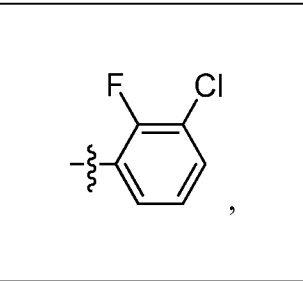
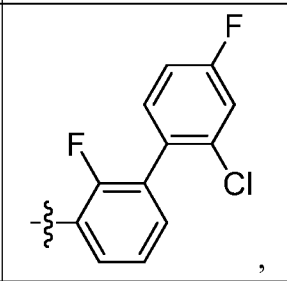
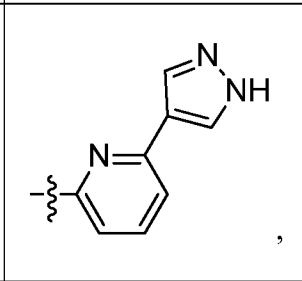
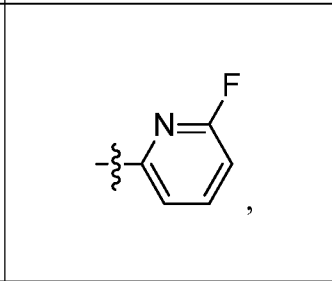
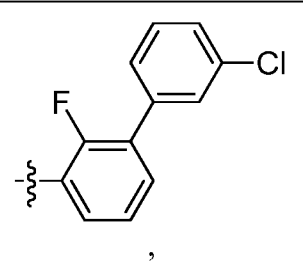
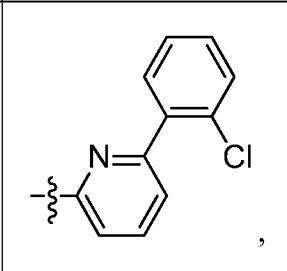
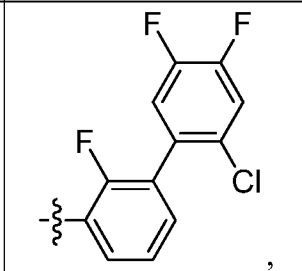
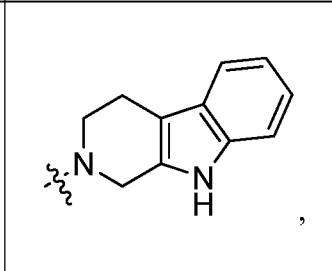
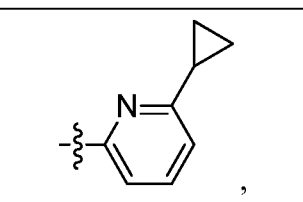
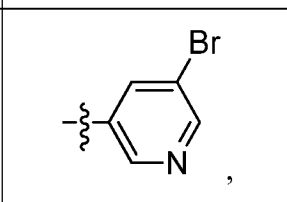
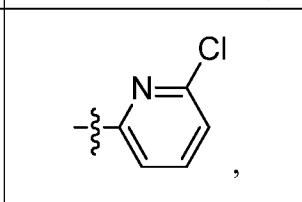
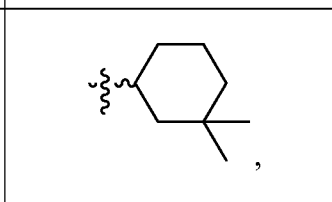
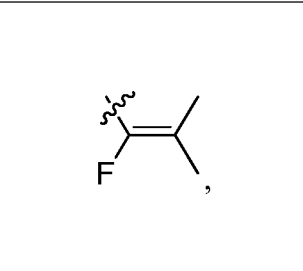
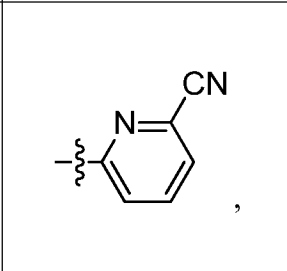
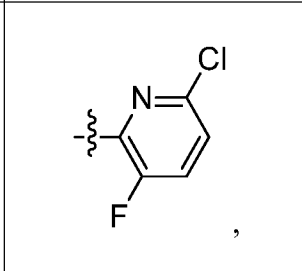
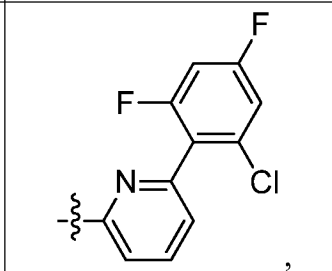
[0224] In one embodiment, B is pyridyl, optionally substituted with halogen, C₁-C₂alkoxy, and trifluoromethyl.

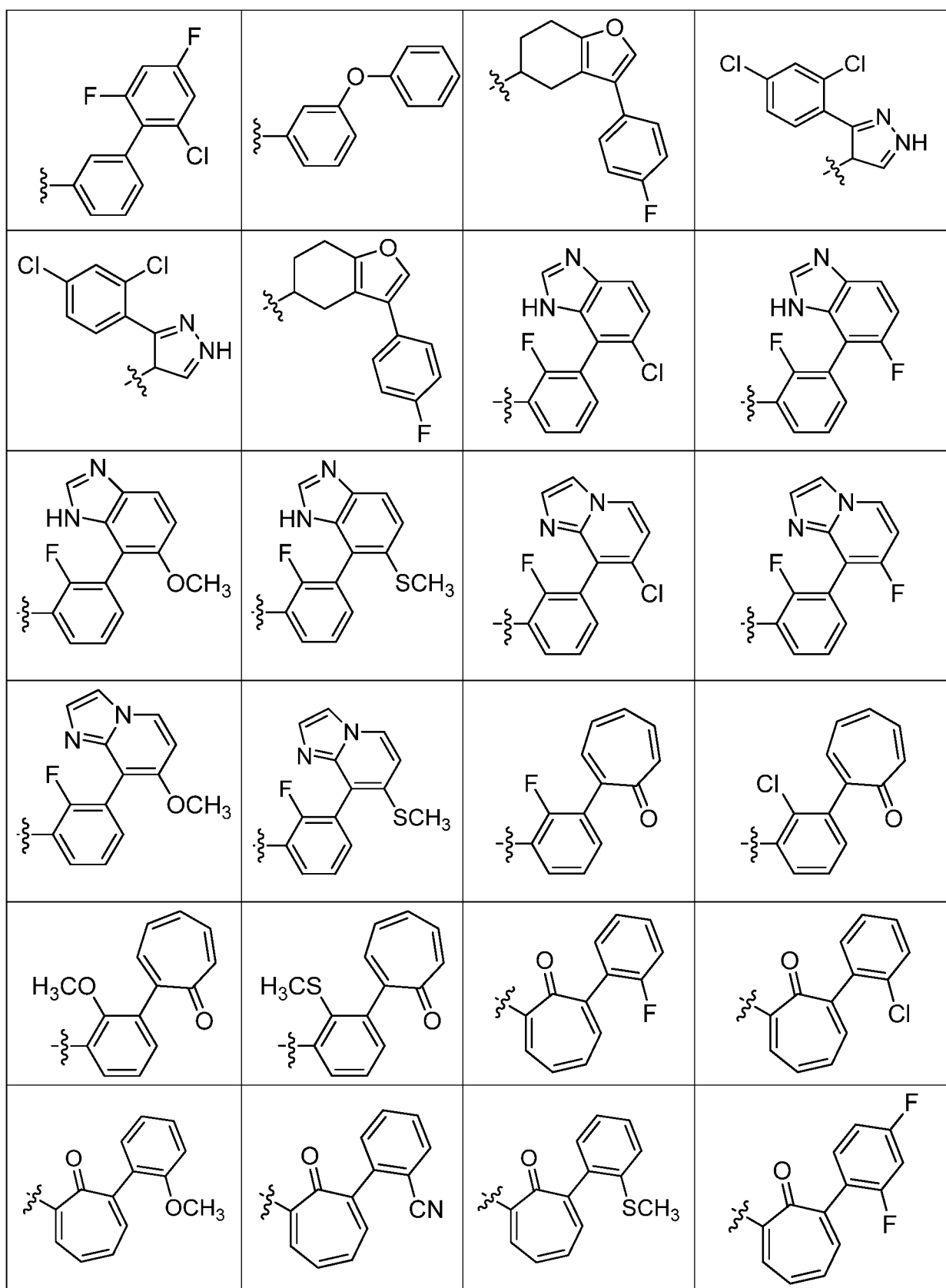
[0225] In one embodiment, B is phenyl, substituted with 1, 2, or 3 substituents independently selected from halogen, C₁-C₂alkyl, C₁-C₂alkoxy, trifluoromethyl, and optionally substituted phenyl.

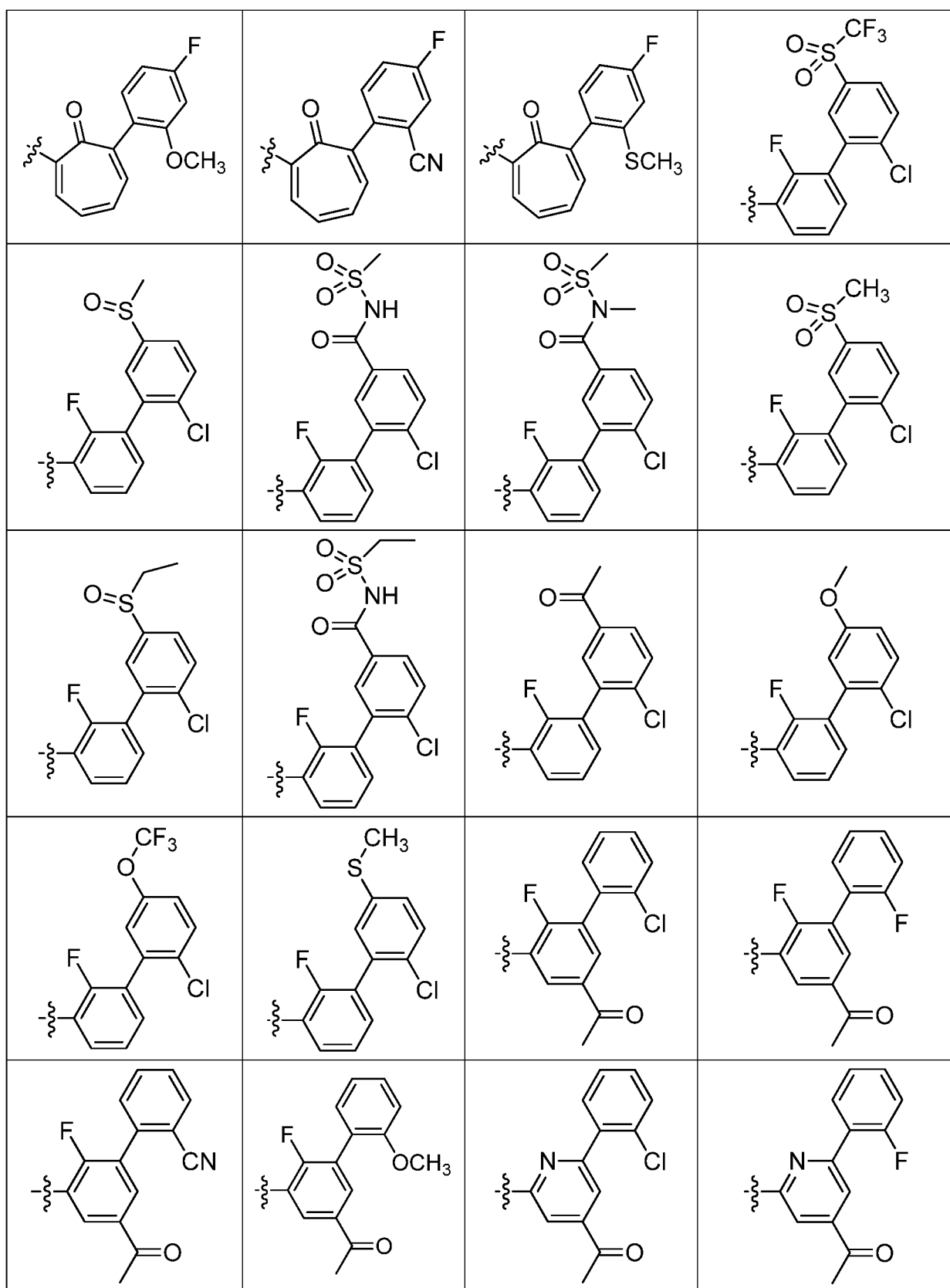
[0226] In one embodiment, R²³ is independently chosen at each occurrence from (C₃-C₇cycloalkyl)C₀-C₄alkyl, (phenyl)C₀-C₄alkyl, (4- to 7-membered heterocycloalkyl)C₀-C₄alkyl having 1, 2, or 3 heteroatoms independently chosen from N, O, and S, and (5- or 6- membered unsaturated or aromatic heterocycle)C₀-C₄alkyl having 1, 2, or 3 heteroatoms independently chosen from N, O, and S.

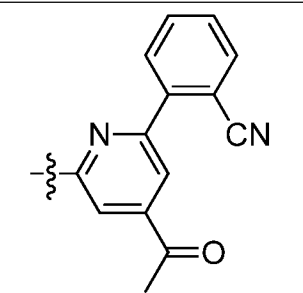
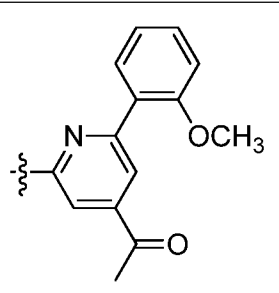
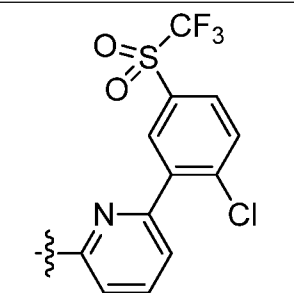
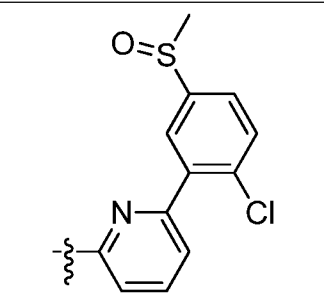
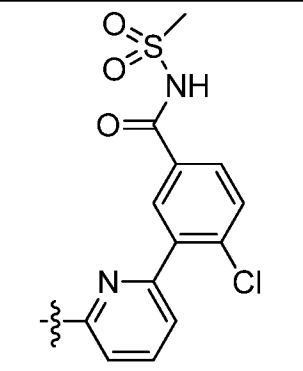
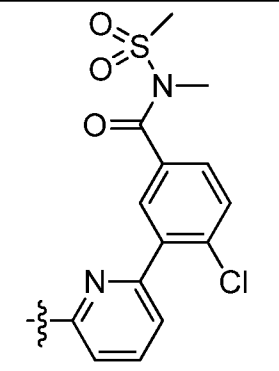
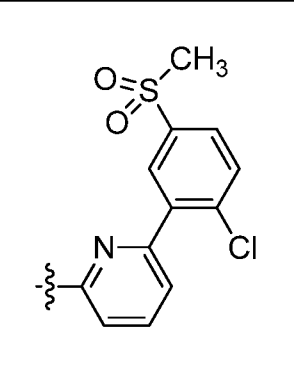
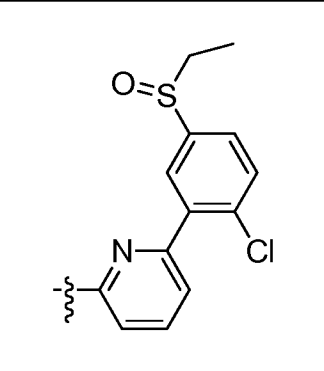
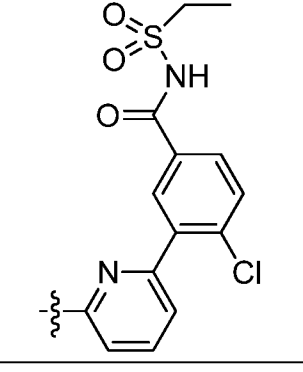
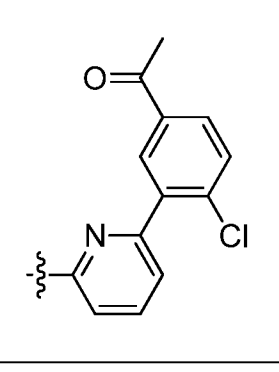
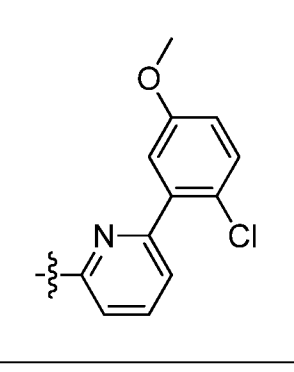
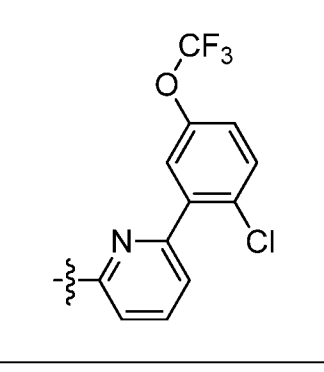
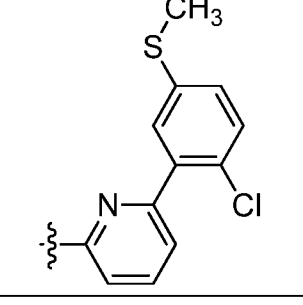
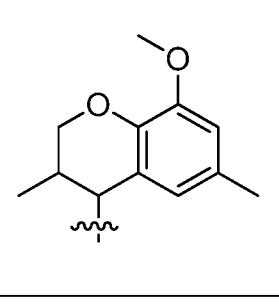
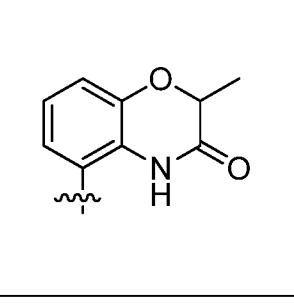
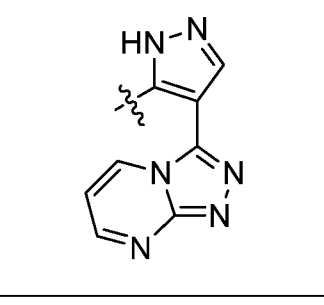
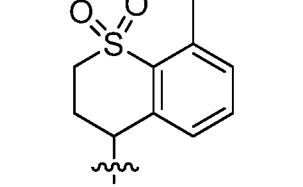
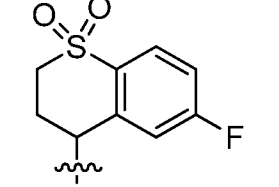
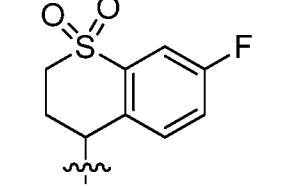
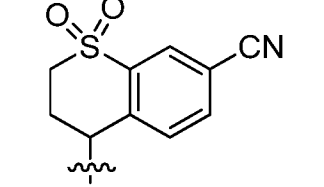
[0227] In one embodiment, B is selected from

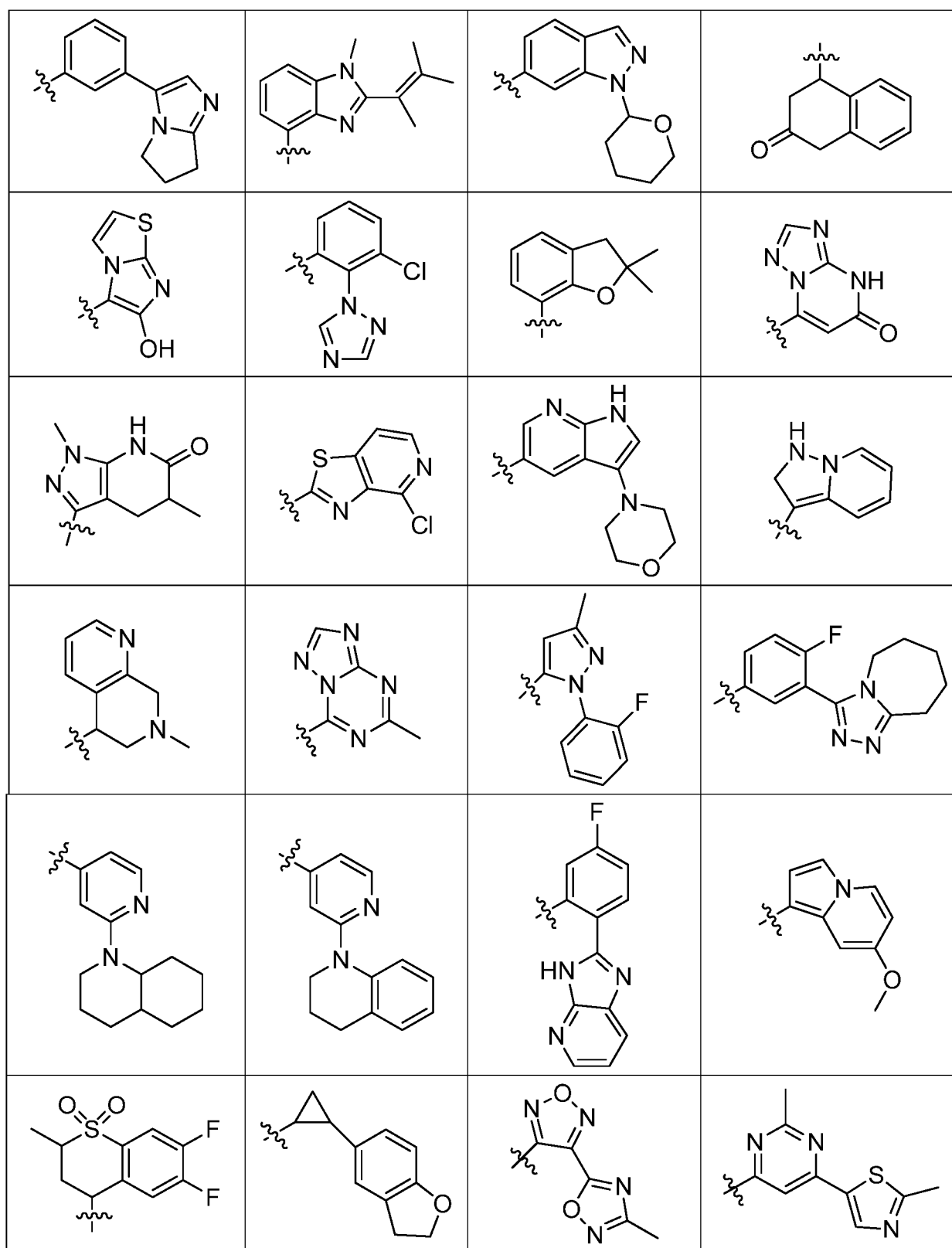


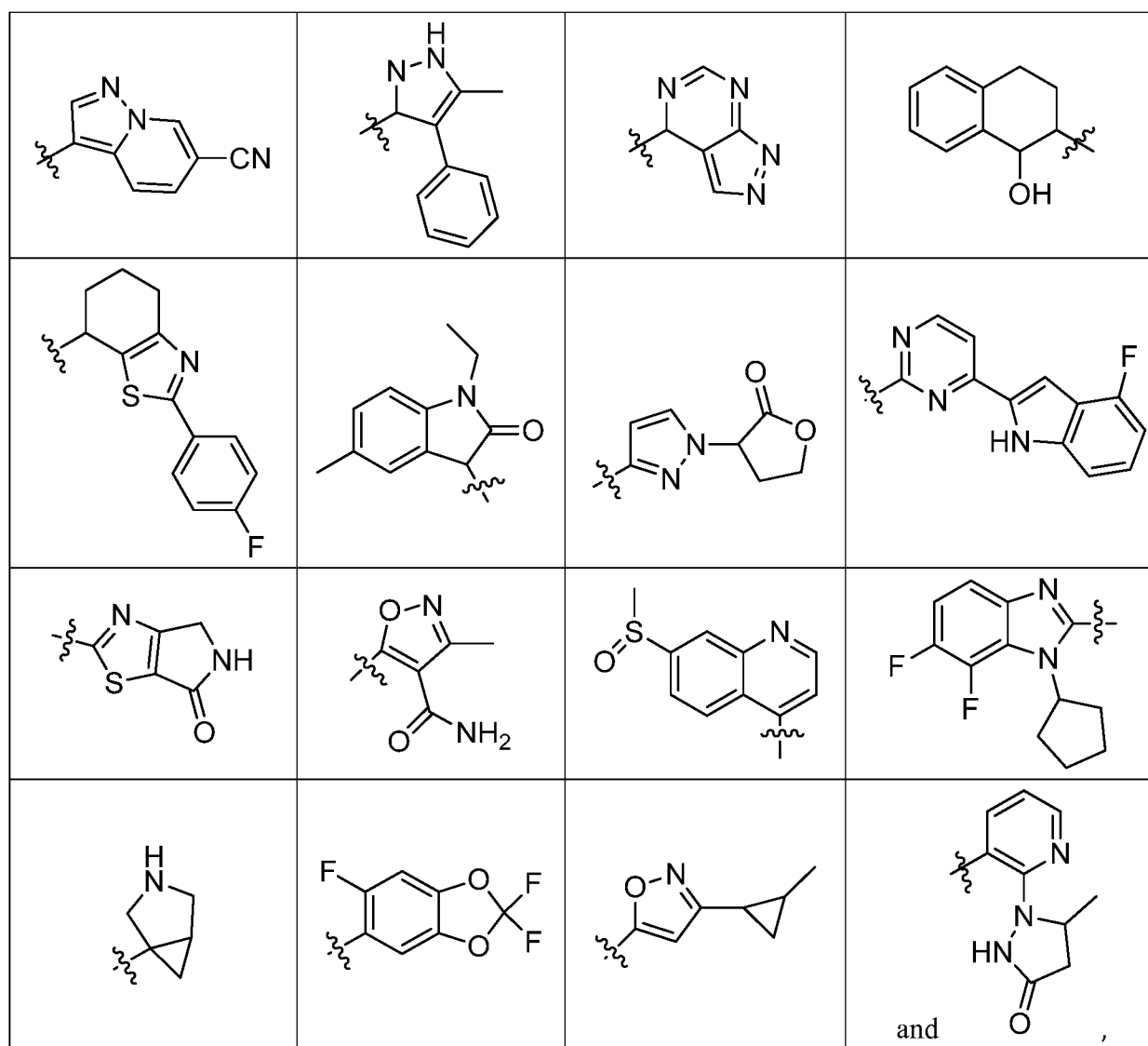
			
			
			
			
			
			





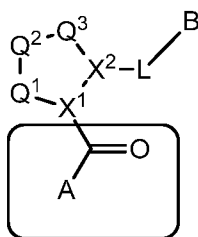




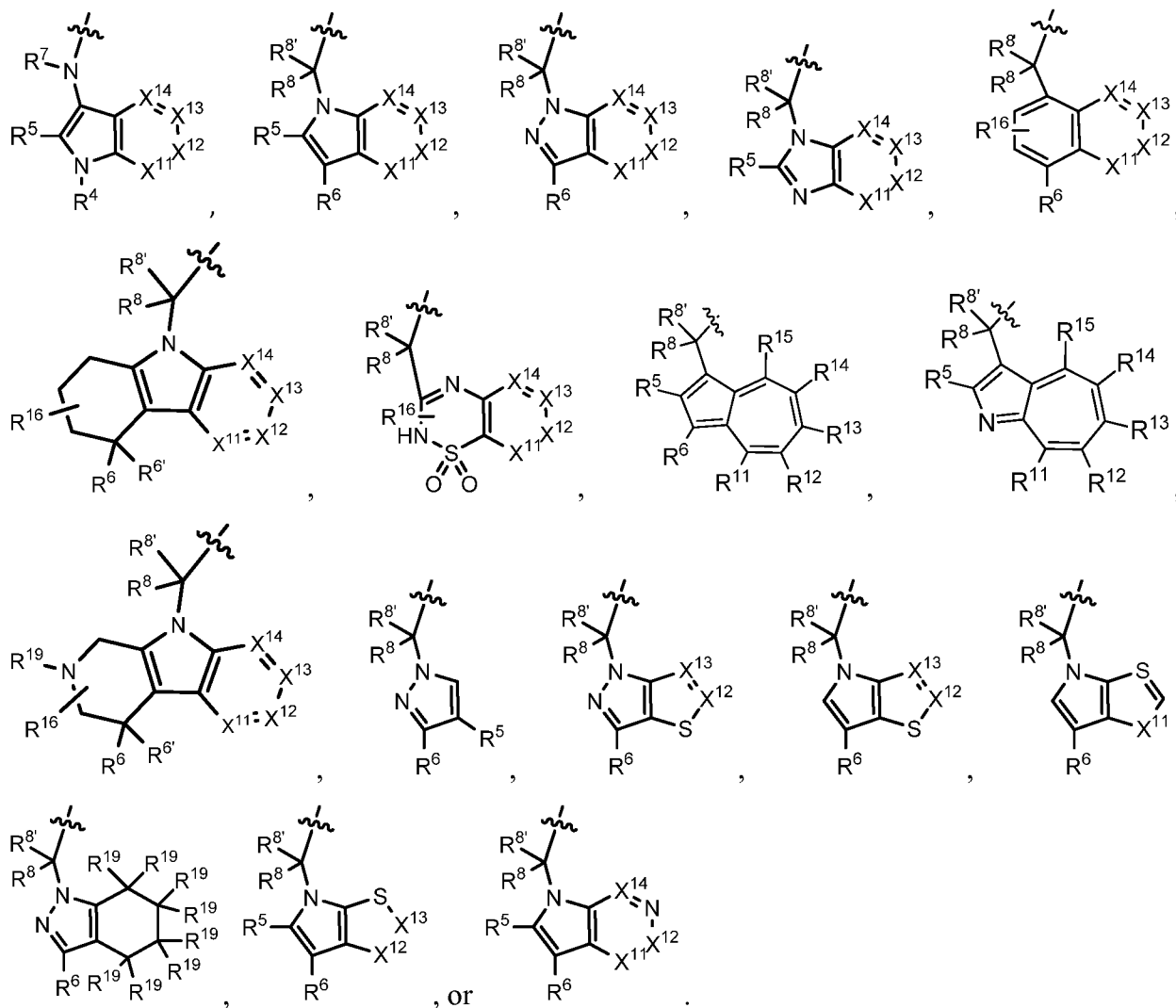
where R^{27} is hydrogen, methyl, or trifluoromethyl; R^{28} is hydrogen or halogen; and R^{29} is hydrogen, methyl, trifluoromethyl, or $-\text{Si}(\text{CH}_3)_2\text{C}(\text{CH}_3)_3$.

Central Core (C=O)A Substituent

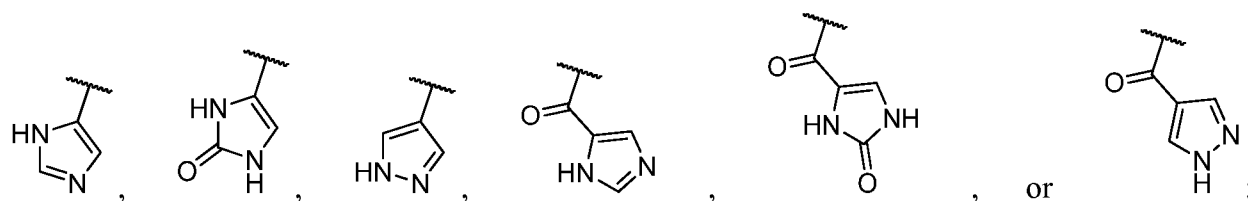
[0228] The central core (C=O)A substituent in Formula I is illustrated below:



[0229] A is a group chosen from:



[0230] R⁴ is chosen from -CHO, -CONH₂, C₂-C₆alkanoyl, hydrogen, -SO₂NH₂, -C(CH₂)₂F, -CH(CF₃)NH₂, C₁-C₆alkyl, -C₀-C₄alkyl(C₃-C₇cycloalkyl), -C(O)C₀-C₂alkyl(C₃-C₇cycloalkyl),



each of which R⁴ other than hydrogen, -CHO, and -CONH₂, is unsubstituted or substituted with one or more of amino, imino, halogen, hydroxyl, cyano, cyanoimino, C₁-C₂alkyl, C₁-C₂alkoxy, -C₀-C₂alkyl(mono- and di-C₁-C₄alkylamino), C₁-C₂haloalkyl, and C₁-C₂haloalkoxy.

[0231] R^5 and R^6 are independently chosen from $-\text{CHO}$, $-\text{C}(\text{O})\text{NH}_2$, $-\text{C}(\text{O})\text{NH}(\text{CH}_3)$, $\text{C}_2\text{-C}_6\text{alkanoyl}$, hydrogen, hydroxyl, halogen, cyano, nitro, $-\text{COOH}$, $-\text{SO}_2\text{NH}_2$, vinyl, $\text{C}_1\text{-C}_6\text{alkyl}$ (including methyl), $\text{C}_2\text{-C}_6\text{alkenyl}$, $\text{C}_1\text{-C}_6\text{alkoxy}$, $-\text{C}_0\text{-C}_4\text{alkyl}(\text{C}_3\text{-C}_7\text{cycloalkyl})$, $-\text{C}(\text{O})\text{C}_0\text{-C}_4\text{alkyl}(\text{C}_3\text{-C}_7\text{cycloalkyl})$, $-\text{P}(\text{O})(\text{OR}^9)_2$, $-\text{OC}(\text{O})\text{R}^9$, $-\text{C}(\text{O})\text{OR}^9$, $-\text{C}(\text{O})\text{N}(\text{CH}_2\text{CH}_2\text{R}^9)(\text{R}^{10})$, $-\text{NR}^9\text{C}(\text{O})\text{R}^{10}$, phenyl, or 5- to 6-membered heteroaryl.

[0232] Each R^5 and R^6 other than hydrogen, hydroxyl, cyano, and $-\text{COOH}$ is unsubstituted or optionally substituted. For example, R^5 and R^6 other than hydrogen, hydroxyl, cyano, and $-\text{COOH}$ may be substituted with one or more substituents independently chosen from halogen, hydroxyl, amino, imino, cyano, cyanoimino, $\text{C}_1\text{-C}_2\text{alkyl}$, $\text{C}_1\text{-C}_4\text{alkoxy}$, $-\text{C}_0\text{-C}_2\text{alkyl}(\text{mono- and di-}\text{C}_1\text{-C}_4\text{alkylamino})$, $\text{C}_1\text{-C}_2\text{haloalkyl}$, and $\text{C}_1\text{-C}_2\text{haloalkoxy}$.

[0233] $R^{6'}$ is hydrogen, halogen, hydroxyl, $\text{C}_1\text{-C}_4\text{alkyl}$, $-\text{C}_0\text{-C}_4\text{alkyl}(\text{C}_3\text{-C}_7\text{cycloalkyl})$, or $\text{C}_1\text{-C}_4\text{alkoxy}$; or R^6 and $R^{6'}$ may be taken together to form an oxo, vinyl, or imino group.

[0234] R^7 is hydrogen, $\text{C}_1\text{-C}_6\text{alkyl}$, or $-\text{C}_0\text{-C}_4\text{alkyl}(\text{C}_3\text{-C}_7\text{cycloalkyl})$.

[0235] R^8 and $R^{8'}$ are independently chosen from hydrogen, halogen, hydroxyl, $\text{C}_1\text{-C}_6\text{alkyl}$, $-\text{C}_0\text{-C}_4\text{alkyl}(\text{C}_3\text{-C}_7\text{cycloalkyl})$, $\text{C}_1\text{-C}_6\text{alkoxy}$, and $(\text{C}_1\text{-C}_4\text{alkylamino})\text{C}_0\text{-C}_2\text{alkyl}$; or R^8 and $R^{8'}$ are taken together to form an oxo group; or R^8 and $R^{8'}$ can be taken together with the carbon that they are bonded to form a 3-membered carbocyclic ring.

[0236] R^{16} is absent or may include one or more substituents independently chosen from halogen, hydroxyl, nitro, cyano, $\text{C}_1\text{-C}_6\text{alkyl}$, $\text{C}_2\text{-C}_6\text{alkenyl}$, $\text{C}_2\text{-C}_6\text{alkanoyl}$, $\text{C}_1\text{-C}_6\text{alkoxy}$, $-\text{C}_0\text{-C}_4\text{alkyl}(\text{mono- and di-}\text{C}_1\text{-C}_6\text{alkylamino})$, $-\text{C}_0\text{-C}_4\text{alkyl}(\text{C}_3\text{-C}_7\text{cycloalkyl})$, $\text{C}_1\text{-C}_2\text{haloalkyl}$, and $\text{C}_1\text{-C}_2\text{haloalkoxy}$.

[0237] R^{19} is hydrogen, $\text{C}_1\text{-C}_6\text{alkyl}$, $\text{C}_2\text{-C}_6\text{alkenyl}$, $\text{C}_2\text{-C}_6\text{alkanoyl}$, $-\text{SO}_2\text{C}_1\text{-C}_6\text{alkyl}$, $(\text{mono- and di-}\text{C}_1\text{-C}_6\text{alkylamino})\text{C}_1\text{-C}_4\text{alkyl}$, $-\text{C}_0\text{-C}_4\text{alkyl}(\text{C}_3\text{-C}_7\text{cycloalkyl})$, $-\text{C}_0\text{-C}_4\text{alkyl}(\text{C}_3\text{-C}_7\text{heterocycloalkyl})$, $-\text{C}_0\text{-C}_4\text{alkyl}(\text{aryl})$, $\text{C}_0\text{-C}_4\text{alkyl}(\text{heteroaryl})$, and wherein R^{19} other than hydrogen is unsubstituted or substituted with one or more substituents independently chosen from halogen, hydroxyl, amino, $-\text{COOH}$, and $-\text{C}(\text{O})\text{OC}_1\text{-C}_4\text{alkyl}$.

[0238] X^{11} is N or CR^{11} .

[0239] X^{12} is N or CR^{12} .

[0240] X^{13} is N or CR^{13} .

[0241] X^{14} is N or CR^{14} .

[0242] No more than 2 of X^{11} , X^{12} , X^{13} , and X^{14} are N.

[0243] R^{11} , R^{14} , and R^{15} are independently chosen at each occurrence from hydrogen, halogen, hydroxyl, nitro, cyano, $-O(PO)(OR^9)_2$, $-(PO)(OR^9)_2$, C_1 - C_6 alkyl, C_2 - C_6 alkenyl, C_2 - C_6 alkynyl, C_2 - C_6 alkenyl(aryl), C_2 - C_6 alkenyl(cycloalkyl), C_2 - C_6 alkenyl(heterocycle), C_2 - C_6 alkenyl(heteroaryl), C_2 - C_6 alkynyl, C_2 - C_6 alkynyl(aryl), C_2 - C_6 alkynyl(cycloalkyl), C_2 - C_6 alkynyl(heterocycle), C_2 - C_6 alkynyl(heteroaryl), C_2 - C_6 alkanoyl, C_1 - C_6 alkoxy, C_1 - C_6 thioalkyl, $-C_0$ - C_4 alkyl(mono- and di- C_1 - C_6 alkylamino), $-C_0$ - C_4 alkyl(C_3 - C_7 cycloalkyl), $-C_0$ - C_4 alkoxy(C_3 - C_7 cycloalkyl), C_1 - C_2 haloalkyl, and C_1 - C_2 haloalkoxy.

[0244] In one embodiment, R^5 and R^6 are independently chosen from $-CHO$, $-C(O)NH_2$, $-C(O)NH(CH_3)$, C_2 - C_6 alkanoyl, and hydrogen.

[0245] In one embodiment, each R^5 and R^6 other than hydrogen, hydroxyl, cyano, and $-COOH$ is unsubstituted or substituted with one or more substituents independently chosen from halogen, hydroxyl, amino, imino, cyano, cyanoimino, C_1 - C_2 alkyl, C_1 - C_4 alkoxy, $-C_0$ - C_2 alkyl(mono- and di- C_1 - C_4 alkylamino), C_1 - C_2 haloalkyl, and C_1 - C_2 haloalkoxy.

[0246] In one embodiment, R^8 and $R^{8'}$ are independently hydrogen or methyl.

[0247] In one embodiment, R^8 and $R^{8'}$ are hydrogen.

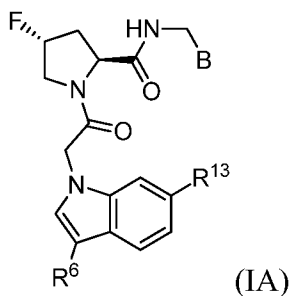
[0248] In one embodiment, R^7 is hydrogen or methyl.

[0249] In one embodiment, R^7 is hydrogen.

Embodiments of Formulas IA, IB, IC, and ID

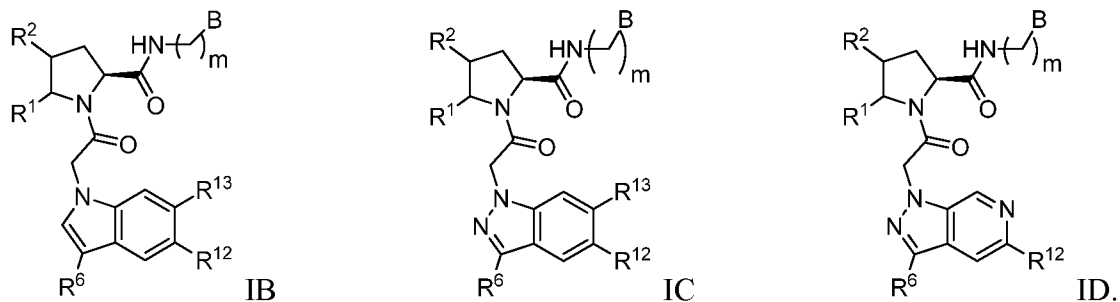
[0250] To further illustrate the invention, various embodiments of Formula IA, IB, IC and ID are provided. These are presented by way of example to show some of the variations among presented compounds within the invention and can be applied to any of the Formulas I-XXX.

[0251] In one aspect, this disclosure includes compounds and salts of Formula IA:



where R^6 , R^{13} , and B may carry any of the definitions set forth herein for this variable.

[0252] In another aspect, this disclosure includes compounds and salts of Formula IB, IC, and ID.



[0253] In Formulas IA, IB, IC, and ID, the variables may include any of the definitions set forth herein that results in a stable compound. In certain embodiments, the following conditions apply for Formula IB and IC.

[0254] In some embodiments, structures are provided including Formula IB and IC, wherein $m=0$, R^1 is H, R^2 is F, R^6 is alkanoyl, R^{12} is R^{32} , R^{32} is $C(O)NR^{21}R^{37}$, $-C(O)NR^{24}R^{25}$, $-C(O)NR^9R^{37}$, $-C(O)NR^{21}SO_2R^{22}$, $-NR^9C(O)OR^{10}$, $-NR^9C(O)OR^{23}$, $-NR^9C(O)R^{21}$, $-NR^9C(O)NR^9R^{10}$, $-NR^9C(O)NR^{10}R^{23}$, or $-NR^9C(O)NR^{24}R^{25}$, each of which is optionally substituted, R^{13} is H, and B is heteroaryl.

[0255] In some embodiments, structures are provided including Formula IB and IC, wherein $m=0$, R^1 and R^2 are joined to form a 3 membered ring, R^6 is alkanoyl, R^{12} is R^{32} , R^{32} is $C(O)NR^{21}R^{37}$, $-C(O)NR^{24}R^{25}$, $-C(O)NR^9R^{37}$, $-C(O)NR^{21}SO_2R^{22}$, $-NR^9C(O)OR^{10}$, $-NR^9C(O)OR^{23}$, $-NR^9C(O)R^{21}$, $-NR^9C(O)NR^9R^{10}$, $-NR^9C(O)NR^{10}R^{23}$, or $-NR^9C(O)NR^{24}R^{25}$, each of which is optionally substituted, R^{13} is H, and B is heteroaryl.

[0256] In some embodiments, structures are provided including Formula IB and IC, wherein $m=0$, R^1 is H, R^2 is F, R^6 is amide, R^{12} is R^{32} , R^{32} is $C(O)NR^{21}R^{37}$, $-C(O)NR^{24}R^{25}$, $-C(O)NR^9R^{37}$, $-C(O)NR^{21}SO_2R^{22}$, $-NR^9C(O)OR^{10}$, $-NR^9C(O)OR^{23}$, $-NR^9C(O)R^{21}$, $-NR^9C(O)NR^9R^{10}$, $-NR^9C(O)NR^{10}R^{23}$, or $-NR^9C(O)NR^{24}R^{25}$, each of which is optionally substituted, R^{13} is H, and B is heteroaryl.

[0257] In some embodiments, structures are provided including Formula IB and IC, wherein $m=0$, R^1 and R^2 are joined to form a 3 membered ring, R^6 is amide, R^{12} is R^{32} , R^{32} is $C(O)NR^{21}R^{37}$, $-C(O)NR^{24}R^{25}$, $-C(O)NR^9R^{37}$, $-C(O)NR^{21}SO_2R^{22}$, $-NR^9C(O)OR^{10}$, $-NR^9C(O)OR^{23}$, $-NR^9C(O)R^{21}$, $-NR^9C(O)NR^9R^{10}$, $-NR^9C(O)NR^{10}R^{23}$, or $-NR^9C(O)NR^{24}R^{25}$, each of which is optionally substituted, R^{13} is H, and B is heteroaryl.

[0258] In some embodiments, structures are provided including Formula IB and IC, wherein $m=0$, R^1 is H, R^2 is F, R^6 is alkanoyl, R^{12} is H, R^{13} is R^{32} , R^{32} is $C(O)NR^{21}R^{37}$, $-C(O)NR^{24}R^{25}$, $-C(O)NR^9R^{37}$, $-C(O)NR^{21}SO_2R^{22}$, $-NR^9C(O)OR^{10}$, $-NR^9C(O)OR^{23}$, $-NR^9C(O)R^{21}$, $-NR^9C(O)NR^9R^{10}$, $-NR^9C(O)NR^{10}R^{23}$, or $-NR^9C(O)NR^{24}R^{25}$, each of which is optionally substituted, and B is heteroaryl.

[0259] In some embodiments, structures are provided including Formula IB and IC, wherein $m=0$, R^1 and R^2 are joined to form a 3 membered ring, R^6 is alkanoyl, R^{12} is H, R^{13} is R^{32} , R^{32} is $C(O)NR^{21}R^{37}$, $-C(O)NR^{24}R^{25}$, $-C(O)NR^9R^{37}$, $-C(O)NR^{21}SO_2R^{22}$, $-NR^9C(O)OR^{10}$, $-NR^9C(O)OR^{23}$, $-NR^9C(O)R^{21}$, $-NR^9C(O)NR^9R^{10}$, $-NR^9C(O)NR^{10}R^{23}$, or $-NR^9C(O)NR^{24}R^{25}$, each of which is optionally substituted, and B is heteroaryl.

[0260] In some embodiments, structures are provided including Formula IB and IC, wherein $m=0$, R^1 is H, R^2 is F, R^6 is amide, R^{12} is H, R^{13} is R^{32} , R^{32} is $C(O)NR^{21}R^{37}$, $-C(O)NR^{24}R^{25}$, $-C(O)NR^9R^{37}$, $-C(O)NR^{21}SO_2R^{22}$, $-NR^9C(O)OR^{10}$, $-NR^9C(O)OR^{23}$, $-NR^9C(O)R^{21}$, $-NR^9C(O)NR^9R^{10}$, $-NR^9C(O)NR^{10}R^{23}$, or $-NR^9C(O)NR^{24}R^{25}$, each of which is optionally substituted, and B is heteroaryl.

[0261] In some embodiments, structures are provided including Formula IB and IC, wherein $m=0$, R^1 and R^2 are joined to form a 3 membered ring, R^6 is amide, R^{12} is H, R^{13} is R^{32} , R^{32} is $C(O)NR^{21}R^{37}$, $-C(O)NR^{24}R^{25}$, $-C(O)NR^9R^{37}$, $-C(O)NR^{21}SO_2R^{22}$, $-NR^9C(O)OR^{10}$, $-NR^9C(O)OR^{23}$, $-NR^9C(O)R^{21}$, $-NR^9C(O)NR^9R^{10}$, $-NR^9C(O)NR^{10}R^{23}$, or $-NR^9C(O)NR^{24}R^{25}$, each of which is optionally substituted, and B is heteroaryl.

[0262] In some embodiments, structures are provided including Formula IB and IC, wherein $m=0$, R^1 is H, R^2 is F, R^6 is alkanoyl, R^{12} is R^{32} , R^{32} is $C(O)NR^{21}R^{37}$, $-C(O)NR^{24}R^{25}$, $-C(O)NR^9R^{37}$, $-C(O)NR^{21}SO_2R^{22}$, $-NR^9C(O)OR^{10}$, $-NR^9C(O)OR^{23}$, $-NR^9C(O)R^{21}$, $-NR^9C(O)NR^9R^{10}$, $-NR^9C(O)NR^{10}R^{23}$, or $-NR^9C(O)NR^{24}R^{25}$, each of which is optionally substituted, R^{13} is H, and B is phenyl.

[0263] In some embodiments, structures are provided including Formula IB and IC, wherein $m=0$, R^1 and R^2 are joined to form a 3 membered ring, R^6 is alkanoyl, R^{12} is R^{32} , R^{32} is $C(O)NR^{21}R^{37}$, $-C(O)NR^{24}R^{25}$, $-C(O)NR^9R^{37}$, $-C(O)NR^{21}SO_2R^{22}$, $-NR^9C(O)OR^{10}$, $-NR^9C(O)OR^{23}$, $-NR^9C(O)R^{21}$, $-NR^9C(O)NR^9R^{10}$, $-NR^9C(O)NR^{10}R^{23}$, or $-NR^9C(O)NR^{24}R^{25}$, each of which is optionally substituted, R^{13} is H, and B is phenyl.

[0264] In some embodiments, structures are provided including Formula IB and IC, wherein $m=0$, R^1 is H, R^2 is F, R^6 is amide, R^{12} is R^{32} , R^{32} is $C(O)NR^{21}R^{37}$, $-C(O)NR^{24}R^{25}$, $-C(O)NR^9R^{37}$, $-C(O)NR^{21}SO_2R^{22}$, $-NR^9C(O)OR^{10}$, $-NR^9C(O)OR^{23}$, $-NR^9C(O)R^{21}$, $-NR^9C(O)NR^9R^{10}$, $-NR^9C(O)NR^{10}R^{23}$, or $-NR^9C(O)NR^{24}R^{25}$, each of which is optionally substituted, R^{13} is H, and B is phenyl.

[0265] In some embodiments, structures are provided including Formula IB and IC, wherein $m=0$, R^1 and R^2 are joined to form a 3 membered ring, R^6 is amide, R^{12} is R^{32} , R^{32} is $C(O)NR^{21}R^{37}$, $-C(O)NR^{24}R^{25}$, $-C(O)NR^9R^{37}$, $-C(O)NR^{21}SO_2R^{22}$, $-NR^9C(O)OR^{10}$, $-NR^9C(O)OR^{23}$, $-NR^9C(O)R^{21}$, $-NR^9C(O)NR^9R^{10}$, $-NR^9C(O)NR^{10}R^{23}$, or $-NR^9C(O)NR^{24}R^{25}$, each of which is optionally substituted, R^{13} is H, and B is phenyl.

[0266] In some embodiments, structures are provided including Formula IB and IC, wherein $m=0$, R^1 is H, R^2 is F, R^6 is alkanoyl, R^{12} is H, R^{13} is R^{32} , R^{32} is $C(O)NR^{21}R^{37}$, $-C(O)NR^{24}R^{25}$, $-C(O)NR^9R^{37}$, $-C(O)NR^{21}SO_2R^{22}$, $-NR^9C(O)OR^{10}$, $-NR^9C(O)OR^{23}$, $-NR^9C(O)R^{21}$, $-NR^9C(O)NR^9R^{10}$, $-NR^9C(O)NR^{10}R^{23}$, or $-NR^9C(O)NR^{24}R^{25}$, each of which is optionally substituted, and B is phenyl.

[0267] In some embodiments, structures are provided including Formula IB and IC, wherein $m=0$, R^1 and R^2 are joined to form a 3 membered ring, R^6 is alkanoyl, R^{12} is H, R^{13} is R^{32} , R^{32} is $C(O)NR^{21}R^{37}$, $-C(O)NR^{24}R^{25}$, $-C(O)NR^9R^{37}$, $-C(O)NR^{21}SO_2R^{22}$, $-NR^9C(O)OR^{10}$, $-NR^9C(O)OR^{23}$, $-NR^9C(O)R^{21}$, $-NR^9C(O)NR^9R^{10}$, $-NR^9C(O)NR^{10}R^{23}$, or $-NR^9C(O)NR^{24}R^{25}$, each of which is optionally substituted, and B is phenyl.

[0268] In some embodiments, structures are provided including Formula IB and IC, wherein $m=0$, R^1 is H, R^2 is F, R^6 is amide, R^{12} is H, R^{13} is R^{32} , R^{32} is $C(O)NR^{21}R^{37}$, $-C(O)NR^{24}R^{25}$, $-C(O)NR^9R^{37}$, $-C(O)NR^{21}SO_2R^{22}$, $-NR^9C(O)OR^{10}$, $-NR^9C(O)OR^{23}$, $-NR^9C(O)R^{21}$, $-NR^9C(O)NR^9R^{10}$, $-NR^9C(O)NR^{10}R^{23}$, or $-NR^9C(O)NR^{24}R^{25}$, each of which is optionally substituted, and B is phenyl.

[0269] In some embodiments, structures are provided including Formula IB and IC, wherein $m=0$, R^1 and R^2 are joined to form a 3 membered ring, R^6 is amide, R^{12} is H, R^{13} is R^{32} , R^{32} is $C(O)NR^{21}R^{37}$, $-C(O)NR^{24}R^{25}$, $-C(O)NR^9R^{37}$, $-C(O)NR^{21}SO_2R^{22}$, $-NR^9C(O)OR^{10}$, $-NR^9C(O)OR^{23}$, $-NR^9C(O)R^{21}$, $-NR^9C(O)NR^9R^{10}$, $-NR^9C(O)NR^{10}R^{23}$, or $-NR^9C(O)NR^{24}R^{25}$, each of which is optionally substituted, and B is phenyl.

[0270] In some embodiments, structures are provided including Formula IB and IC, wherein $m=1$, R^1 is H, R^2 is F, R^6 is alkanoyl, R^{12} is R^{32} , R^{32} is $C(O)NR^{21}R^{37}$, $-C(O)NR^{24}R^{25}$, $-C(O)NR^9R^{37}$, $-C(O)NR^{21}SO_2R^{22}$, $-NR^9C(O)OR^{10}$, $-NR^9C(O)OR^{23}$, $-NR^9C(O)R^{21}$, $-NR^9C(O)NR^9R^{10}$, $-NR^9C(O)NR^{10}R^{23}$, or $-NR^9C(O)NR^{24}R^{25}$, each of which is optionally substituted, R^{13} is H, and B is heteroaryl.

[0271] In some embodiments, structures are provided including Formula IB and IC, wherein $m=1$, R^1 and R^2 are joined to form a 3 membered ring, R^6 is alkanoyl, R^{12} is R^{32} , R^{32} is $C(O)NR^{21}R^{37}$, $-C(O)NR^{24}R^{25}$, $-C(O)NR^9R^{37}$, $-C(O)NR^{21}SO_2R^{22}$, $-NR^9C(O)OR^{10}$, $-NR^9C(O)OR^{23}$, $-NR^9C(O)R^{21}$, $-NR^9C(O)NR^9R^{10}$, $-NR^9C(O)NR^{10}R^{23}$, or $-NR^9C(O)NR^{24}R^{25}$, each of which is optionally substituted, R^{13} is H, and B is heteroaryl.

[0272] In some embodiments, structures are provided including Formula IB and IC, wherein $m=1$, R^1 is H, R^2 is F, R^6 is amide, R^{12} is R^{32} , R^{32} is $C(O)NR^{21}R^{37}$, $-C(O)NR^{24}R^{25}$, $-C(O)NR^9R^{37}$, $-C(O)NR^{21}SO_2R^{22}$, $-NR^9C(O)OR^{10}$, $-NR^9C(O)OR^{23}$, $-NR^9C(O)R^{21}$, $-NR^9C(O)NR^9R^{10}$, $-NR^9C(O)NR^{10}R^{23}$, or $-NR^9C(O)NR^{24}R^{25}$, each of which is optionally substituted, R^{13} is H, and B is heteroaryl.

[0273] In some embodiments, structures are provided including Formula IB and IC, wherein $m=1$, R^1 and R^2 are joined to form a 3 membered ring, R^6 is amide, R^{12} is R^{32} , R^{32} is $C(O)NR^{21}R^{37}$, $-C(O)NR^{24}R^{25}$, $-C(O)NR^9R^{37}$, $-C(O)NR^{21}SO_2R^{22}$, $-NR^9C(O)OR^{10}$, $-NR^9C(O)OR^{23}$, $-NR^9C(O)R^{21}$, $-NR^9C(O)NR^9R^{10}$, $-NR^9C(O)NR^{10}R^{23}$, or $-NR^9C(O)NR^{24}R^{25}$, each of which is optionally substituted, R^{13} is H, and B is heteroaryl.

[0274] In some embodiments, structures are provided including Formula IB and IC, wherein $m=1$, R^1 is H, R^2 is F, R^6 is alkanoyl, R^{12} is H, R^{13} is R^{32} , R^{32} is $C(O)NR^{21}R^{37}$, $-C(O)NR^{24}R^{25}$, $-C(O)NR^9R^{37}$, $-C(O)NR^{21}SO_2R^{22}$, $-NR^9C(O)OR^{10}$, $-NR^9C(O)OR^{23}$, $-NR^9C(O)R^{21}$, $-NR^9C(O)NR^9R^{10}$, $-NR^9C(O)NR^{10}R^{23}$, or $-NR^9C(O)NR^{24}R^{25}$, each of which is optionally substituted, and B is heteroaryl.

[0275] In some embodiments, structures are provided including Formula IB and IC, wherein $m=1$, R^1 and R^2 are joined to form a 3 membered ring, R^6 is alkanoyl, R^{12} is H, R^{13} is R^{32} , R^{32} is $C(O)NR^{21}R^{37}$, $-C(O)NR^{24}R^{25}$, $-C(O)NR^9R^{37}$, $-C(O)NR^{21}SO_2R^{22}$, $-NR^9C(O)OR^{10}$, $-NR^9C(O)OR^{23}$, $-NR^9C(O)R^{21}$, $-NR^9C(O)NR^9R^{10}$, $-NR^9C(O)NR^{10}R^{23}$, or $-NR^9C(O)NR^{24}R^{25}$, each of which is optionally substituted, and B is heteroaryl.

[0276] In some embodiments, structures are provided including Formula IB and IC, wherein $m=1$, R^1 is H, R^2 is F, R^6 is amide, R^{12} is H, R^{13} is R^{32} , R^{32} is $C(O)NR^{21}R^{37}$, $-C(O)NR^{24}R^{25}$, $-C(O)NR^9R^{37}$, $-C(O)NR^{21}SO_2R^{22}$, $-NR^9C(O)OR^{10}$, $-NR^9C(O)OR^{23}$, $-NR^9C(O)R^{21}$, $-NR^9C(O)NR^9R^{10}$, $-NR^9C(O)NR^{10}R^{23}$, or $-NR^9C(O)NR^{24}R^{25}$, each of which is optionally substituted, and B is heteroaryl.

[0277] In some embodiments, structures are provided including Formula IB and IC, wherein $m=1$, R^1 and R^2 are joined to form a 3 membered ring, R^6 is amide, R^{12} is H, R^{13} is R^{32} , R^{32} is $C(O)NR^{21}R^{37}$, $-C(O)NR^{24}R^{25}$, $-C(O)NR^9R^{37}$, $-C(O)NR^{21}SO_2R^{22}$, $-NR^9C(O)OR^{10}$, $-NR^9C(O)OR^{23}$, $-NR^9C(O)R^{21}$, $-NR^9C(O)NR^9R^{10}$, $-NR^9C(O)NR^{10}R^{23}$, or $-NR^9C(O)NR^{24}R^{25}$, each of which is optionally substituted, and B is heteroaryl.

[0278] In some embodiments, structures are provided including Formula IB and IC, wherein $m=1$, R^1 is H, R^2 is F, R^6 is alkanoyl, R^{12} is R^{32} , R^{32} is $C(O)NR^{21}R^{37}$, $-C(O)NR^{24}R^{25}$, $-C(O)NR^9R^{37}$, $-C(O)NR^{21}SO_2R^{22}$, $-NR^9C(O)OR^{10}$, $-NR^9C(O)OR^{23}$, $-NR^9C(O)R^{21}$, $-NR^9C(O)NR^9R^{10}$, $-NR^9C(O)NR^{10}R^{23}$, or $-NR^9C(O)NR^{24}R^{25}$, each of which is optionally substituted, R^{13} is H, and B is phenyl.

[0279] In some embodiments, structures are provided including Formula IB and IC, wherein $m=1$, R^1 and R^2 are joined to form a 3 membered ring, R^6 is alkanoyl, R^{12} is R^{32} , R^{32} is $C(O)NR^{21}R^{37}$, $-C(O)NR^{24}R^{25}$, $-C(O)NR^9R^{37}$, $-C(O)NR^{21}SO_2R^{22}$, $-NR^9C(O)OR^{10}$, $-NR^9C(O)OR^{23}$, $-NR^9C(O)R^{21}$, $-NR^9C(O)NR^9R^{10}$, $-NR^9C(O)NR^{10}R^{23}$, or $-NR^9C(O)NR^{24}R^{25}$, each of which is optionally substituted, R^{13} is H, and B is phenyl.

[0280] In some embodiments, structures are provided including Formula IB and IC, wherein $m=1$, R^1 is H, R^2 is F, R^6 is amide, R^{12} is R^{32} , R^{32} is $C(O)NR^{21}R^{37}$, $-C(O)NR^{24}R^{25}$, $-C(O)NR^9R^{37}$, $-C(O)NR^{21}SO_2R^{22}$, $-NR^9C(O)OR^{10}$, $-NR^9C(O)OR^{23}$, $-NR^9C(O)R^{21}$, $-NR^9C(O)NR^9R^{10}$, $-NR^9C(O)NR^{10}R^{23}$, or $-NR^9C(O)NR^{24}R^{25}$, each of which is optionally substituted, R^{13} is H, and B is phenyl.

[0281] In some embodiments, structures are provided including Formula IB and IC, wherein $m=1$, R^1 and R^2 are joined to form a 3 membered ring, R^6 is amide, R^{12} is R^{32} , R^{32} is $C(O)NR^{21}R^{37}$, $-C(O)NR^{24}R^{25}$, $-C(O)NR^9R^{37}$, $-C(O)NR^{21}SO_2R^{22}$, $-NR^9C(O)OR^{10}$, $-NR^9C(O)OR^{23}$, $-NR^9C(O)R^{21}$, $-NR^9C(O)NR^9R^{10}$, $-NR^9C(O)NR^{10}R^{23}$, or $-NR^9C(O)NR^{24}R^{25}$, each of which is optionally substituted, R^{13} is H, and B is phenyl.

[0282] In some embodiments, structures are provided including Formula IB and IC, wherein $m=1$, R^1 is H, R^2 is F, R^6 is alkanoyl, R^{12} is H, R^{13} is R^{32} , R^{32} is $C(O)NR^{21}R^{37}$, $-C(O)NR^{24}R^{25}$, $-C(O)NR^9R^{37}$, $-C(O)NR^{21}SO_2R^{22}$, $-NR^9C(O)OR^{10}$, $-NR^9C(O)OR^{23}$, $-NR^9C(O)R^{21}$, $-NR^9C(O)NR^9R^{10}$, $-NR^9C(O)NR^{10}R^{23}$, or $-NR^9C(O)NR^{24}R^{25}$, each of which is optionally substituted, and B is phenyl.

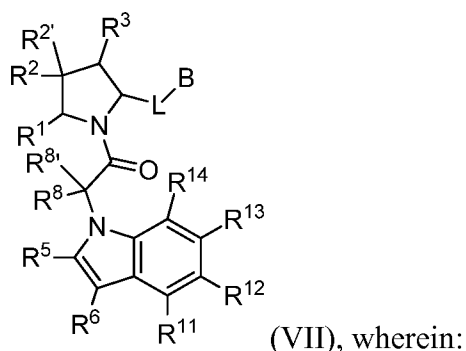
[0283] In some embodiments, structures are provided including Formula IB and IC, wherein $m=1$, R^1 and R^2 are joined to form a 3 membered ring, R^6 is alkanoyl, R^{12} is H, R^{13} is R^{32} , R^{32} is $C(O)NR^{21}R^{37}$, $-C(O)NR^{24}R^{25}$, $-C(O)NR^9R^{37}$, $-C(O)NR^{21}SO_2R^{22}$, $-NR^9C(O)OR^{10}$, $-NR^9C(O)OR^{23}$, $-NR^9C(O)R^{21}$, $-NR^9C(O)NR^9R^{10}$, $-NR^9C(O)NR^{10}R^{23}$, or $-NR^9C(O)NR^{24}R^{25}$, each of which is optionally substituted, and B is phenyl.

[0284] In some embodiments, structures are provided including Formula IB and IC, wherein $m=1$, R^1 is H, R^2 is F, R^6 is amide, R^{12} is H, R^{13} is R^{32} , R^{32} is $C(O)NR^{21}R^{37}$, $-C(O)NR^{24}R^{25}$, $-C(O)NR^9R^{37}$, $-C(O)NR^{21}SO_2R^{22}$, $-NR^9C(O)OR^{10}$, $-NR^9C(O)OR^{23}$, $-NR^9C(O)R^{21}$, $-NR^9C(O)NR^9R^{10}$, $-NR^9C(O)NR^{10}R^{23}$, or $-NR^9C(O)NR^{24}R^{25}$, each of which is optionally substituted, and B is phenyl.

[0285] In some embodiments, structures are provided including Formula IB and IC, wherein $m=1$, R^1 and R^2 are joined to form a 3 membered ring, R^6 is amide, R^{12} is H, R^{13} is R^{32} , R^{32} is $C(O)NR^{21}R^{37}$, $-C(O)NR^{24}R^{25}$, $-C(O)NR^9R^{37}$, $-C(O)NR^{21}SO_2R^{22}$, $-NR^9C(O)OR^{10}$, $-NR^9C(O)OR^{23}$, $-NR^9C(O)R^{21}$, $-NR^9C(O)NR^9R^{10}$, $-NR^9C(O)NR^{10}R^{23}$, or $-NR^9C(O)NR^{24}R^{25}$, each of which is optionally substituted, and B is phenyl.

Embodiments of Formula VII

[0286] To further illustrate the invention, various embodiments of Formula VII. In one aspect, the disclosure includes compounds and salts of Formula VII:



[0287] R^1 , R^2 , $R^{2'}$, and R^3 are independently chosen from hydrogen, halogen, C_1 - C_4 alkyl, C_1 - C_4 alkoxy, $-C_0$ - C_2 alkylNR⁹R¹⁰, $-C_0$ - C_4 alkyl(C_3 - C_7 cycloalkyl), $-O$ - C_0 - C_4 alkyl(C_3 - C_7 cycloalkyl), C_1 - C_2 haloalkyl, and C_1 - C_2 haloalkoxy;

[0288] R^8 and $R^{8'}$ are independently chosen from hydrogen, halogen, and methyl;

[0289] R^5 is hydrogen, hydroxyl, cyano, $-COOH$, C_1 - C_6 alkyl, C_1 - C_6 alkoxy, C_2 - C_6 alkanoyl $-C_0$ - C_4 alkyl(C_3 - C_7 cycloalkyl), $-C(O)C_0$ - C_4 alkyl(C_3 - C_7 cycloalkyl, C_1 - C_2 haloalkyl, or C_1 - C_2 haloalkoxy;

[0290] R^6 is $-C(O)CH_3$, $-C(O)NH_2$, $-C(O)CF_3$, $-C(O)(cyclopropyl)$, or $-ethyl(cyanoimino)$; and

[0291] R^{11} and R^{14} are independently chosen from hydrogen, halogen, hydroxyl, amino, nitro, cyano, C_1 - C_6 alkyl, C_2 - C_6 alkenyl, C_2 - C_6 alkanoyl, C_1 - C_6 alkoxy, C_1 - C_6 thioalkyl, $-C_0$ - C_4 alkyl(mono- and di- C_1 - C_6 alkylamino), $-C_0$ - C_4 alkyl(C_3 - C_7 cycloalkyl), $-OC_0$ - C_4 alkyl(C_3 - C_7 cycloalkyl), C_1 - C_2 haloalkyl, and C_1 - C_2 haloalkoxy.

[0292] Prodrugs of Formula I are also within the scope of the disclosure.

III. PHARMACEUTICAL PREPARATIONS

[0293] Compounds disclosed herein can be administered as the neat chemical, but can also administered as a pharmaceutical composition, that includes an effective amount for a host in need of treatment of the selected compound of Formula I, as described herein. Accordingly, the disclosure provides pharmaceutical compositions comprising an effective amount of compound or pharmaceutically acceptable salt of Formula I, together with at least one pharmaceutically acceptable carrier. The pharmaceutical composition may contain a compound or salt of Formula I as the only active agent, or, in an alternative embodiment, Formula I and at least one additional active agent. In certain embodiments the pharmaceutical composition is in a dosage form that contains from about 0.1 mg to about 2000 mg, from about 10 mg to about 1000 mg, from about 100 mg to about 800 mg, or from about 200 mg to about 600 mg of a compound of Formula I and optionally from about 0.1 mg to about 2000 mg, from about 10 mg to about 1000 mg, from about 100 mg to about 800 mg, or from about 200 mg to about 600 mg of an additional active agent in a unit dosage form. Examples are dosage forms with at least 25, 50, 100, 200, 250, 300, 400, 500, 600, 700, or 750 mg of active compound, or its salt. The pharmaceutical composition may also include a molar ratio of a compound of Formula I and an

additional active agent. For example the pharmaceutical composition may contain a molar ratio of about 0.5:1, about 1:1, about 2:1, about 3:1 or from about 1.5:1 to about 4:1 of an another anti-inflammatory agent.

[0294] Compounds disclosed herein may be administered orally, topically, parenterally, by inhalation or spray, sublingually, via implant, including ocular implant, transdermally, via buccal administration, rectally, as an ophthalmic solution, injection, including ocular injection, intravenous, intra-aortal, intracranial, or by other means, in dosage unit formulations containing conventional pharmaceutically acceptable carriers. The pharmaceutical composition may be formulated as any pharmaceutically useful form, e.g., as an aerosol, a cream, a gel, a pill, a capsule, a tablet, a syrup, a transdermal patch, or an ophthalmic solution. Some dosage forms, such as tablets and capsules, are subdivided into suitably sized unit doses containing appropriate quantities of the active components, e.g., an effective amount to achieve the desired purpose.

[0295] Carriers include excipients and diluents and must be of sufficiently high purity and sufficiently low toxicity to render them suitable for administration to the patient being treated. The carrier can be inert or it can possess pharmaceutical benefits of its own. The amount of carrier employed in conjunction with the compound is sufficient to provide a practical quantity of material for administration per unit dose of the compound.

[0296] Classes of carriers include, but are not limited to binders, buffering agents, coloring agents, diluents, disintegrants, emulsifiers, flavorants, glidants, lubricants, preservatives, stabilizers, surfactants, tableting agents, and wetting agents. Some carriers may be listed in more than one class, for example vegetable oil may be used as a lubricant in some formulations and a diluent in others. Exemplary pharmaceutically acceptable carriers include sugars, starches, celluloses, powdered tragacanth, malt, gelatin; talc, and vegetable oils. Optional active agents may be included in a pharmaceutical composition, which do not substantially interfere with the activity of the compound of the present invention.

[0297] The pharmaceutical compositions/combinations can be formulated for oral administration. These compositions can contain any amount of active compound for Formula I that achieves the desired result, for example between 0.1 and 99 weight % (wt.%) of a compound of Formula I and usually at least about 5 wt.% of a compound of Formula I. Some embodiments contain from about 25 wt.% to about 50 wt. % or from about 5 wt.% to about 75 wt.% of the compound of Formula I.

[0298] The complement factor D inhibitors of the present invention can be administered, for example, either systemically or locally. Systemic administration includes, for example, oral, transdermal, subdermal, intraperitoneal, subcutaneous, transnasal, sublingual, or rectal. Local administration for ocular administration includes: topical, intravitreal, periocular, transscleral, retrobulbar, juxtasccleral, sub-tenon, or via an intraocular device. The inhibitors may be delivered via a sustained delivery device implanted intravitreally or transsclerally, or by other known means of local ocular delivery.

IV. METHODS OF TREATMENT

[0299] The compounds and pharmaceutical compositions disclosed herein are useful for treating or preventing a disorder that is mediated by the complement pathway, and in particular, a pathway that is modulated by complement factor D. In certain embodiments, the disorder is an inflammatory disorder, an immune disorder, an autoimmune disorder, or complement factor D related disorders in a host. In one embodiment, the disorder is an ocular disorder. Complement mediated disorders that may be treated or prevented by the compounds and compositions of this disclosure include, but are not limited to, inflammatory effects of sepsis, systemic inflammatory response syndrome (SIRS), ischemia/ reperfusion injury (I/R injury), psoriasis, myasthenia gravis, system lupus erythematosus (SLE), paroxysmal nocturnal hemoglobinuria (PNH), hereditary angioedema, multiple sclerosis, trauma, burn injury, capillary leak syndrome, obesity, diabetes, Alzheimer's dementia, stroke, schizophrenia, epilepsy, age-related macular degeneration, glaucoma, diabetic retinopathy, asthma, allergy, acute respiratory distress syndrome (ARDS), atypical hemolytic uremic syndrome (aHUS), hemolytic uremic syndrome (HUS), cystic fibrosis, myocardial infarction, lupus nephritides, Crohn's disease, rheumatoid arthritis, atherosclerosis, transplant rejection, prevention of fetal loss, biomaterial reactions (e.g. in hemodialysis, implants), C3 glomerulonephritis, abdominal aortic aneurysm, neuromyelitis optica (NMO), vasculitis, neurological disorders, Guillain Barre Syndrome, traumatic brain injury, Parkinson's disease, disorders of inappropriate or undesirable complement activation, hemodialysis complications, hyperacute allograft rejection, xenograft rejection, interleukin-2 induced toxicity during I L-2 therapy, inflammatory disorders, inflammation of autoimmune diseases, adult respiratory distress syndrome, thermal injury including burns or frostbite, myocarditis, post-ischemic reperfusion conditions, balloon angioplasty, post-pump syndrome in

cardiopulmonary bypass or renal bypass, hemodialysis, renal ischemia, mesenteric artery reperfusion after aortic reconstruction, immune complex disorders and autoimmune diseases, SLE nephritis, proliferative nephritis, liver fibrosis, hemolytic anemia, tissue regeneration and neural regeneration. In addition, other known complement related disease are lung disease and disorders such as dyspnea, hemoptysis, chronic obstructive pulmonary disease (COPD), emphysema, pulmonary embolisms and infarcts, pneumonia, fibrogenic dust diseases, inert dusts and minerals (e.g., silicon, coal dust, beryllium, and asbestos), pulmonary fibrosis, organic dust diseases, chemical injury (due to irritant gases and chemicals, e.g., chlorine, phosgene, sulfur dioxide, hydrogen sulfide, nitrogen dioxide, ammonia, and hydrochloric acid), smoke injury, thermal injury (e.g., burn, freeze), bronchoconstriction, hypersensitivity pneumonitis, parasitic diseases, Goodpasture's Syndrome, pulmonary vasculitis, Pauci-immune vasculitis, immune complex- associated inflammation, uveitis (including Behcet's disease and other sub-types of uveitis), antiphospholipid syndrome, arthritis, autoimmune heart disease, inflammatory bowel disease, ischemia-reperfusion injuries, Barraquer-Simons Syndrome, hemodialysis, systemic lupus, lupus erythematosus, transplantation, diseases of the central nervous system and other neurodegenerative conditions, glomerulonephritis (including membrane proliferative glomerulonephritis), blistering cutaneous diseases (including bullous pemphigoid, pemphigus, and epidermolysis bullosa), ocular cicatricial pemphigoid, MPGN II, uveitis, adult macular degeneration, diabetic retinopathy, retinitis pigmentosa, macular edema, Behcet's uveitis, multifocal choroiditis, Vogt-Koyangi-Harada syndrome, intermediate uveitis, birdshot retino-choroiditis, sympathetic ophthalmia, ocular cicatricial pemphigoid, ocular pemphigus, nonarteritic ischemic optic neuropathy, postoperative inflammation, and retinal vein occlusion.

[0300] In some embodiments, complement mediated diseases include ophthalmic diseases (including early or neovascular age-related macular degeneration and geographic atrophy), autoimmune diseases (including arthritis, rheumatoid arthritis), respiratory diseases, cardiovascular diseases. In other embodiments, the compounds of the invention are suitable for use in the treatment of diseases and disorders associated with fatty acid metabolism, including obesity and other metabolic disorders.

[0301] In one embodiment, a method for the treatment of paroxysmal nocturnal hemoglobinuria (PNH) is provided that includes the administration of an effective amount of a compound of Formula I, or a pharmaceutically acceptable salt thereof, optionally in a

pharmaceutically acceptable carrier. In another embodiment, a method for the treatment of age-related macular degeneration (AMD) is provided that includes the administration of an effective amount of a compound of Formula I, or a pharmaceutically acceptable salt thereof, optionally in a pharmaceutically acceptable carrier. In another embodiment, a method for the treatment of rheumatoid arthritis is provided that includes the administration of an effective amount of a compound of Formula I, or a pharmaceutically acceptable salt thereof, optionally in a pharmaceutically acceptable carrier. In another embodiment, a method for the treatment of multiple sclerosis is provided that includes the administration of an effective amount of a compound of Formula I, or a pharmaceutically acceptable salt thereof, optionally in a pharmaceutically acceptable carrier. In another embodiment, a method for the treatment of myasthenia gravis is provided that includes the administration of an effective amount of a compound of Formula I, or a pharmaceutically acceptable salt thereof, optionally in a pharmaceutically acceptable carrier. In another embodiment, a method for the treatment of atypical hemolytic uremic syndrome (aHUS) is provided that includes the administration of an effective amount of a compound of Formula I, or a pharmaceutically acceptable salt thereof, optionally in a pharmaceutically acceptable carrier. In another embodiment, a method for the treatment of C3 glomerulonephritis is provided that includes the administration of an effective amount of a compound of Formula I, or a pharmaceutically acceptable salt thereof, optionally in a pharmaceutically acceptable carrier. In another embodiment, a method for the treatment of abdominal aortic aneurysm is provided that includes the administration of an effective amount of a compound of Formula I, or a pharmaceutically acceptable salt thereof, optionally in a pharmaceutically acceptable carrier. In another embodiment, a method for the treatment of neuromyelitis optica (NMO) is provided that includes the administration of an effective amount of a compound of Formula I, or a pharmaceutically acceptable salt thereof, optionally in a pharmaceutically acceptable carrier.

[0302] In some embodiments, the present invention provides methods of treating or preventing an inflammatory disorder or a complement related disease, by administering to a host in need thereof an effective amount of a compound of Formula I of the invention. In some embodiments, the present invention provides methods of treating or preventing an inflammatory disorder more generally, an immune disorder, autoimmune disorder, or complement factor D related disease, by providing an effective amount of a compound or pharmaceutically acceptable

salt of Formula I to patient with a factor D mediated inflammatory disorder. A compound or salt of Formula I may be provided as the only active agent or may be provided together with one or more additional active agents.

[0303] In one embodiment, a method for the treatment of a disorder associated with a dysfunction in the complement cascade is provided that includes the administration of an effective amount of a compound of Formula I, or a pharmaceutically acceptable salt thereof, optionally in a pharmaceutically acceptable carrier. In one embodiment, a method of inhibiting activation of the alternative complement pathway in a subject is provided that includes the administration of an effective amount of a compound of Formula I, or a pharmaceutically acceptable salt thereof, optionally in a pharmaceutically acceptable carrier. In one embodiment, a method of modulating factor D activity in a subject is provided that includes the administration of an effective amount of a compound of Formula I, or a pharmaceutically acceptable salt thereof, optionally in a pharmaceutically acceptable carrier.

[0304] "Prevention" as used in this disclosure means decreasing the likelihood of the appearance of symptoms in a patient administered the compound prophylactically as compared to the likelihood of the appearance of symptoms in patients not administered the compound or decreasing the severity of symptoms in a patient administered the compound prophylactically as compared to the severity of symptoms experienced by patients with the disorder or condition who were not administered the compound. In an alternative embodiment, an effective amount of a compound of Formula I is used to prevent or prophylaxis of a complement factor D related disorder.

[0305] An effective amount of a pharmaceutical composition/ combination of the invention may be an amount sufficient to (a) inhibit the progression of a disorder mediated by the complement pathway, including an inflammatory, immune, including an autoimmune, disorder or complement factor D related disease; (b) cause a regression of an inflammatory, immune, including an autoimmune, disorder or complement factor D related disease; or (c) cause a cure of an inflammatory, immune, including an autoimmune, disorder or complement factor D related disease.

[0306] An effective amount of a compound or pharmaceutical composition described herein will also provide a sufficient amount of the active agent when administered to a patient to

provide a clinical benefit. Such an amount may be ascertained experimentally, for example by assaying blood concentration of the agent, or theoretically, by calculating bioavailability.

V. COMBINATION THERAPY

[0307] In one embodiment, a compound or salt of Formula I may be provided in combination or alternation with at least one additional inhibitor of the complement system or a second active compound with a different biological mechanism of action. In one embodiment, a compound or salt of Formula I may be provided in combination with a complement C5 inhibitor or C5 convertase inhibitor. In another embodiment, a compound or salt of Formula I may be provided in combination with eculizumab. In one embodiment, a compound or salt of Formula I may be provided in combination with additional inhibitors of factor D.

[0308] In one embodiment, a compound or salt of Formula I may be provided together with a compound that inhibits an enzyme that metabolizes protease inhibitors. In one embodiment, a compound or salt of Formula I may be provided together with ritonavir.

[0309] In nonlimiting embodiments, a compound or salt of Formula I may be provided together with a protease inhibitor, a soluble complement regulator, a therapeutic antibody (monoclonal or polyclonal), complement component inhibitors, receptor agonists, or siRNAs.

[0310] Nonlimiting examples of active agents in these categories are:

[0311] Protease inhibitors: plasma-derived C1-INH concentrates, for example Cetero® (Sanquin), Berinert-P® (CSL Behring, Lev Pharma), and Cinryze®; and recombinant human C1-inhibitors, for example Rhucin®;

[0312] Soluble complement regulators: Soluble complement receptor 1 (TP10) (Avant Immunotherapeutics); sCR1-sLe^x/TP-20 (Avant Immunotherapeutics); MLN-2222 /CAB-2 (Millenium Pharmaceuticals); Mirococept (Inflazyme Pharmaceuticals);

[0313] Therapeutic antibodies: Eculizumab/Soliris (Alexion Pharmaceuticals); Pexelizumab (Alexion Pharmaceuticals); Ofatumumab (Genmab A/S); TNX-234 (Tanox); TNX-558 (Tanox); TA106 (Taligen Therapeutics); Neutrazumab (G2 Therapies); Anti-properdin (Novelmed Therapeutics); HuMax-CD38 (Genmab A/S);

[0314] Complement component inhibitors: Compstatin/POT-4 (Potentia Pharmaceuticals); ARC1905 (Archemix);

[0315] Receptor agonists: PMX-53 (Peptech Ltd.); JPE-137 (Jerini); JSM-7717 (Jerini);

[0316] Others: Recombinant human MBL (rhMBL; Enzon Pharmaceuticals).

[0317] In an embodiment, the present invention provides a method of treating or preventing age-related macular degeneration (AMD) by administering to a subject in need thereof an effective amount of a composition comprising a compound of the current invention. In one embodiment, the compositions of the present invention are administered in combination with an anti-VEGF agent. Nonlimiting examples of anti-VEGF agents include, but are not limited to, aflibercept (Eylea®; Regeneron Pharmaceuticals); ranibizumab (Lucentis®: Genentech and Novartis); and pegaptanib (Macugen®; OSI Pharmaceuticals and Pfizer); Bevacizumab (Avastin; Genentech/Roche); anecortane acetate, squalamine lactate, and corticosteroids, including, but not limited to, triamcinolone acetonide.

[0318] In another embodiment, a compound of Formula I can be combined with a second agent in order to treat a disorder of the eye.

[0319] Examples of types of therapeutic agents that can be used in combination for ocular applications include anti-inflammatory drugs, antimicrobial agents, anti-angiogenesis agents, immunosuppressants, antibodies, steroids, ocular antihypertensive drugs and combinations thereof. Examples of therapeutic agents include amikacin, anecortane acetate, anthracenedione, anthracycline, an azole, amphotericin B, bevacizumab, camptothecin, cefuroxime, chloramphenicol, chlorhexidine, chlorhexidine digluconate, clotrimazole, a clotrimazole cephalosporin, corticosteroids, dexamethasone, desamethazone, econazole, eftazidime, epipodophyllotoxin, fluconazole, flucytosine, fluoropyrimidines, fluoroquinolones, gatifloxacin, glycopeptides, imidazoles, itraconazole, ivermectin, ketoconazole, levofloxacin, macrolides, miconazole, miconazole nitrate, moxifloxacin, natamycin, neomycin, nystatin, ofloxacin, polyhexamethylene biguanide, prednisolone, prednisolone acetate, pegaptanib, platinum analogues, polymyxin B, propamidine isethionate, pyrimidine nucleoside, ranibizumab, squalamine lactate, sulfonamides, triamcinolone, triamcinolone acetonide, triazoles, vancomycin, anti-vascular endothelial growth factor (VEGF) agents, VEGF antibodies, VEGF antibody fragments, vinca alkaloid, timolol, betaxolol, travoprost, latanoprost, bimatoprost, brimonidine, dorzolamide, acetazolamide, pilocarpine, ciprofloxacin, azithromycin, gentamycin, tobramycin, cefazolin, voriconazole, gancyclovir, cidofovir, foscarnet, diclofenac, nepafenac, ketorolac, ibuprofen, indomethacin, fluoromethalone, rimexolone, anecortave, cyclosporine, methotrexate, tacrolimus and combinations thereof. Examples of eye disorders that may be treated according to

the compositions and methods disclosed herein include amoebic keratitis, fungal keratitis, bacterial keratitis, viral keratitis, onchocercal keratitis, bacterial keratoconjunctivitis, viral keratoconjunctivitis, corneal dystrophic diseases, Fuchs' endothelial dystrophy, Sjogren's syndrome, Stevens-Johnson syndrome, autoimmune dry eye diseases, environmental dry eye diseases, corneal neovascularization diseases, post-corneal transplant rejection prophylaxis and treatment, autoimmune uveitis, infectious uveitis, anterior uveitis, posterior uveitis (including toxoplasmosis), pan-uveitis, an inflammatory disease of the vitreous or retina, endophthalmitis prophylaxis and treatment, macular edema, macular degeneration, age related macular degeneration, proliferative and non-proliferative diabetic retinopathy, hypertensive retinopathy, an autoimmune disease of the retina, primary and metastatic intraocular melanoma, other intraocular metastatic tumors, open angle glaucoma, closed angle glaucoma, pigmentary glaucoma and combinations thereof.

[0320] A compound of Formula I, or a combination of Formula I and another active agent, can be administered into an eye compartment or via injection into the vitreous chamber, subretinal space, subchoroidal space, the episclera, the conjunctiva, the sclera, the anterior chamber, and the cornea and compartments therein (e.g., subepithelial, intrastromal, endothelial).

[0321] In an alternative embodiment, a compound of Formula I, or a combination of Formula I and another active agent, can be administered into an eye compartment via binding to a mucosal penetrating particle to treat a condition located in the vitreous chamber, subretinal space, subchoroidal space, the episclera, the conjunctiva, the sclera or the anterior chamber, and the cornea and compartments therein (e.g., subepithelial, intrastromal, endothelial). Mucosal penetrating particles are known in the art, and are described in, for example, PCT published application WO 2013166436 to Kala Pharmaceuticals, incorporated in its entirety herein.

[0322] In other embodiments, a composition comprising compound of Formula I suitable for topical administration to an eye is provided. The pharmaceutical composition comprises a plurality of coated particles, comprising a core particle comprising a compound of Formula I, wherein Formula I constitutes at least about 80 wt% of the core particle, and a coating comprising one or more surface-altering agents, wherein the one or more surface-altering agents comprise at least one of a poloxamer, a poly(vinyl alcohol), or a polysorbate. The one or more surface-altering agents is present on the outer surface of the core particle at a density of at least 0.01 molecules/nm. The one or more surface-altering agents is present in the pharmaceutical

composition in an amount of between about 0.001% to about 5% by weight. The plurality of coated particles have an average smallest cross-sectional dimension of less than about 1 micron. The pharmaceutical composition also includes one or more ophthalmically acceptable carriers, additives, and/or diluents.

[0323] It will be appreciated by one of ordinary skill in the art that particles suitable for use with the presently disclosed methods can exist in a variety of shapes, including, but not limited to, spheroids, rods, disks, pyramids, cubes, cylinders, nanohelices, nanosprings, nanorings, rod-shaped particles, arrow-shaped particles, teardrop-shaped particles, tetrapod-shaped particles, prism-shaped particles, and a plurality of other geometric and non-geometric shapes. In some embodiments, the presently disclosed particles have a spherical shape.

[0324] In one embodiment, the present invention provides a method of treating or preventing paroxysmal nocturnal hemoglobinuria (PNH) by administering to a subject in need thereof an effective amount of a composition comprising a compound of the current invention. In one embodiment, the present invention provides a method of treating or preventing paroxysmal nocturnal hemoglobinuria (PNH) by administering to a subject in need thereof an effective amount of a composition comprising a compound of the current invention in combination or alternation with additional inhibitors of the complement system or another active compound with a different biological mechanism of action. In another embodiment, the present invention provides a method of treating or preventing paroxysmal nocturnal hemoglobinuria (PNH) by administering to a subject in need thereof an effective amount of a composition comprising a compound of the current invention in combination or alternation with eculizumab.

[0325] In one embodiment, the present invention provides a method of treating or preventing rheumatoid arthritis by administering to a subject in need thereof an effective amount of a composition comprising a compound of the current invention. In one embodiment, the present invention provides a method of treating or preventing rheumatoid arthritis by administering to a subject in need thereof an effective amount of a composition comprising a compound of the current invention in combination or alternation with an additional inhibitor of the complement system. In another embodiment, the present invention provides a method of treating or preventing rheumatoid arthritis by administering to a subject in need thereof an effective amount of a composition comprising a compound of the current invention in combination or alternation with methotrexate.

[0326] In certain embodiments, a compound of Formula I is administered in combination or alternation with at least one anti-rheumatoid arthritis drug selected from: salicylates including aspirin (Anacin, Ascriptin, Bayer Aspirin, Ecotrin) and salsalate (Mono-Gesic, Salgesic); nonsteroidal anti-inflammatory drugs (NSAIDs); nonselective inhibitors of the cyclo-oxygenase (COX-1 and COX-2) enzymes, including diclofenac (Cataflam, Voltaren), ibuprofen (Advil, Motrin), ketoprofen (Orudis), naproxen (Aleve, Naprosyn), piroxicam (Feldene), etodolac (Lodine), indomethacin, oxaprozin (Daypro), nabumetone (Relafen), and meloxicam (Mobic); selective cyclo-oxygenase-2 (COX-2) inhibitors including Celecoxib (Celebrex); disease-modifying antirheumatic drugs (DMARDs), including azathioprine (Imuran), cyclosporine (Sandimmune, Neoral), gold salts (Ridaura, Solganal, Aurolate, Myochrysine), hydroxychloroquine (Plaquenil), leflunomide (Arava), methotrexate (Rheumatrex), penicillamine (Cuprimine), and sulfasalazine (Azulfidine); biologic drugs including abatacept (Orencia), etanercept (Enbrel), infliximab (Remicade), adalimumab (Humira), and anakinra (Kineret); corticosteroids including betamethasone (Celestone Soluspan), cortisone (Cortone), dexamethasone (Decadron), methylprednisolone (SoluMedrol, DepoMedrol), prednisolone (Delta-Cortef), prednisone (Deltasone, Orasone), and triamcinolone (Aristocort); gold salts, including Auranofin (Ridaura); Aurothioglucose (Solganal); Aurolate; Myochrysine; or any combination thereof.

[0327] In one embodiment, the present invention provides a method of treating or preventing multiple sclerosis by administering to a subject in need thereof an effective amount of a composition comprising a compound of the current invention. In one embodiment, the present invention provides a method of treating or preventing multiple sclerosis by administering to a subject in need thereof an effective amount of a composition comprising a compound of the current invention in combination or alternation with additional inhibitors of the complement system. In another embodiment, the present invention provides a method of treating or preventing multiple sclerosis by administering to a subject in need thereof an effective amount of a composition comprising a compound of the current invention in combination or alternation with a corticosteroid. Examples of corticosteroids include, but are not limited to, prednisone, dexamethasone, solumedrol, and methylprednisolone.

[0328] In one embodiment, a compound of Formula I is combined with at least one anti-multiple sclerosis drug selected from: Aubagio (teriflunomide), Avonex (interferon beta-1a),

Betaseron (interferon beta-1b), Copaxone (glatiramer acetate), Extavia (interferon beta-1b), Gilenya (fingolimod), Lemtrada (alemtuzumab), Novantrone (mitoxantrone), Plegridy (peginterferon beta-1a), Rebif (interferon beta-1a), Tecfidera (dimethyl fumarate), Tysabri (natalizumab), Solu-Medrol (methylprednisolone), High-dose oral Deltasone (prednisone), H.P. Acthar Gel (ACTH), and combinations thereof.

[0329] In one aspect, a compound or salt of Formula I may be provided in combination or alternation with an immunosuppressive agent or an anti-inflammatory agent.

[0330] In one embodiment of the present invention, a compound described herein can be administered in combination or alternation with at least one immunosuppressive agent. The immunosuppressive agent as nonlimiting examples, may be a calcineurin inhibitor, e.g. a cyclosporin or an ascomycin, e.g. Cyclosporin A (NEORAL®), FK506 (tacrolimus), pimecrolimus, a mTOR inhibitor, e.g. rapamycin or a derivative thereof, e.g. Sirolimus (RAPAMUNE®), Everolimus (Certican®), temsirolimus, zotarolimus, biolimus-7, biolimus-9, a rapalog, e.g. ridaforolimus, azathioprine, campath 1H, a S1P receptor modulator, e.g. fingolimod or an analogue thereof, an anti IL-8 antibody, mycophenolic acid or a salt thereof, e.g. sodium salt, or a prodrug thereof, e.g. Mycophenolate Mofetil (CELLCEPT®), OKT3 (ORTHOCLONE OKT3®), Prednisone, ATGAM®, THYMOGLOBULIN®, Brequinar Sodium, OKT4, T10B9.A-3A, 33B3.1, 15-deoxyspergualin, tresperimus, Leflunomide ARAVA®, CTLAI-Ig, anti-CD25, anti-IL2R, Basiliximab (SIMULECT®), Daclizumab (ZENAPAX®), mizorbine, methotrexate, dexamethasone, ISAtx-247, SDZ ASM 981 (pimecrolimus, Elidel®), CTLA4lg (Abatacept), belatacept, LFA3lg, etanercept (sold as Enbrel® by Immunex), adalimumab (Humira®), infliximab (Remicade®), an anti-LFA-1 antibody, natalizumab (Antegren®), Enlimomab, gavilimomab, antithymocyte immunoglobulin, siplizumab, Alefacept efalizumab, pentasa, mesalazine, asacol, codeine phosphate, benorylate, fenbufen, naprosyn, diclofenac, etodolac and indomethacin, aspirin and ibuprofen.

[0331] Examples of anti-inflammatory agents include methotrexate, dexamethasone, dexamethasone alcohol, dexamethasone sodium phosphate, fluomethalone acetate, fluomethalone alcohol, lotoprendol etabonate, medrysone, prednisolone acetate, prednisolone sodium phosphate, difluprednate, rimexolone, hydrocortisone, hydrocortisone acetate, lodoxamide tromethamine, aspirin, ibuprofen, suprofen, piroxicam, meloxicam, flubiprofen, naproxan, ketoprofen, tenoxicam, diclofenac sodium, ketotifen fumarate, diclofenac sodium,

nepafenac, bromfenac, flurbiprofen sodium, suprofen, celecoxib, naproxen, rofecoxib, glucocorticoids, diclofenac, and any combination thereof. In one embodiment, a compound of Formula I is combined with one or more non-steroidal anti-inflammatory drugs (NSAIDs) selected from naproxen sodium (Anaprox), celecoxib (Celebrex), sulindac (Clinoril), oxaprozin (Daypro), salsalate (Disalcid), diflunisal (Dolobid), piroxicam (Feldene), indomethacin (Indocin), etodolac (Lodine), meloxicam (Mobic), naproxen (Naprosyn), nabumetone (Relafen), ketorolac tromethamine (Toradol), naproxen/esomeprazole (Vimovo), and diclofenac (Voltaren), and combinations thereof.

VI. PROCESS OF PREPARATION OF COMPOUNDS OF FORMULA I

ABBREVIATIONS

(Boc) ₂ O	di-tert-butyl dicarbonate
CAN	Acetonitrile
AcOEt, EtOAc	ethyl acetate
CH ₃ OH, MeOH	Methanol
CsF	Cesium fluoride
CuI	Cuprous iodide
DCM, CH ₂ Cl ₂	Dichloromethane
DIEA, DIPEA	N,N-diisopropylethylamine
DMA	N,N-dimethylacetamide
DMF	N,N-dimethylformamide
DMSO	Dimethylsulfoxide
DPPA	Diphenyl phosphoryl azide
Et ₃ N, TEA	Triethylamine
EtOAc	Ethylacetate
EtOH	Ethanol
HATU	1-[Bis(dimethylamino)methylene]-1H-1,2,3-triazolo[4,5-b]pyridinium 3-oxide hexafluorophosphate
HCl	Hydrochloric acid
ⁱ Pr ₂ Net	N,N-diisopropylethylamine
K ₂ CO ₃	Potassium carbonate

LiOH	Lithium hydroxide
MTBE	Methyl ^t butylether
Na ₂ SO ₄	Sodium sulfate
NaCl	Sodium chloride
NaH	Sodium hydride
NaHCO ₃	Sodium bicarbonate
NEt ₃	triethylamine
Pd (OAc) ₂	Palladium acetate
Pd(dppf)Cl ₂	[1,1'-Bis(diphenylphosphino) ferrocene]dichloropalladium(II)
Pd(PPh ₃) ₂ Cl ₂	Bis(triphenylphosphine)palladium(II) dichloride
Pd(PPh ₃) ₄	Tetrakis(triphenylphosphine)palladium(0)
Pd ₂ (dba) ₃	Tris(dibenzylideneacetone)dipalladium(0)
PPh ₃	Triphenylphosphine
RT	Room temperature
TBuOK	potassium tert-butoxide
TEA	triethylamine
Tf ₂ O	trifluoromethanesulfonic anhydride
TFA	Trifluoroacetic acid
THF	Tetrahydrofuran
TMSBr	bromotrimethylsilane
t _R	Retention time
Zn (CN) ₂	Zinc cyanide

GENERAL METHODS

[0332] All nonaqueous reactions were performed under an atmosphere of dry argon or nitrogen gas using anhydrous solvents. The progress of reactions and the purity of target compounds were determined using one of the two liquid chromatography (LC) methods listed below. The structure of starting materials, intermediates, and final products was confirmed by standard analytical techniques, including NMR spectroscopy and mass spectrometry.

LC Method A

Instrument: Waters Acquity Ultra Performance LC

Column: ACQUITY UPLC BEH C18 2.1 × 50 mm, 1.7 μm

Column Temperature: 40 °C

Mobile Phase: Solvent A: H₂O + 0.05% FA; Solvent B: CH₃CN + 0.05% FA

Flow Rate: 0.8 mL/min

Gradient: 0.24 min @ 15% B, 3.26 min gradient (15–85% B), then 0.5 min @ 85% B.

Detection: UV (PDA), ELS, and MS (SQ in EI mode)

LC Method B

Instrument: Shimadzu LC-2010A HT

Column: Athena, C18-WP, 50 × 4.6 mm, 5 μm

Column Temperature: 40 °C

Mobile Phase: Solvent A: H₂O/CH₃OH/FA = 90/10/0.1; Solvent B: H₂O/CH₃OH/FA = 10/90/0.1

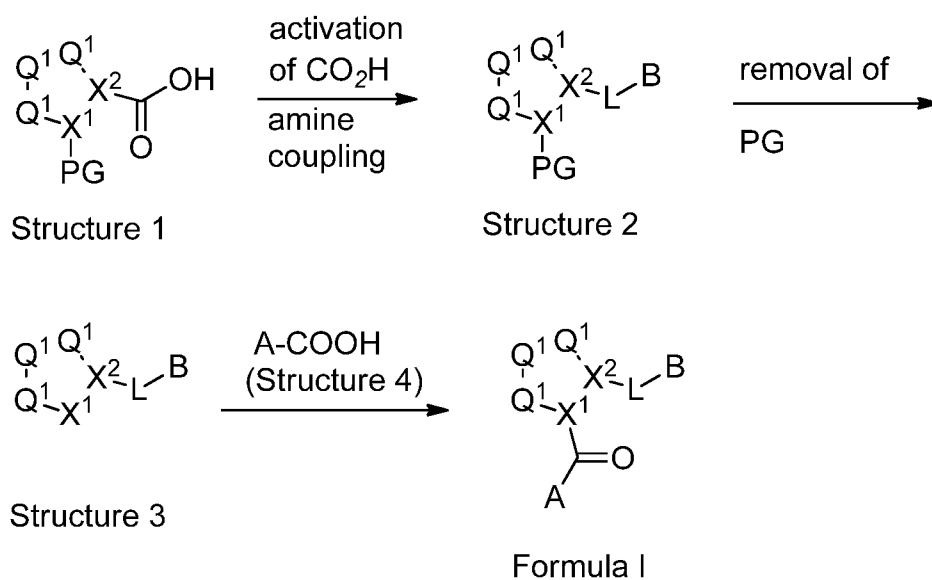
Flow Rate: 3 mL/min

Gradient: 0.4 min @ 30% B, 3.4 min gradient (30–100% B), then 0.8 min @ 100% B

Detection: UV (220/254 nm)

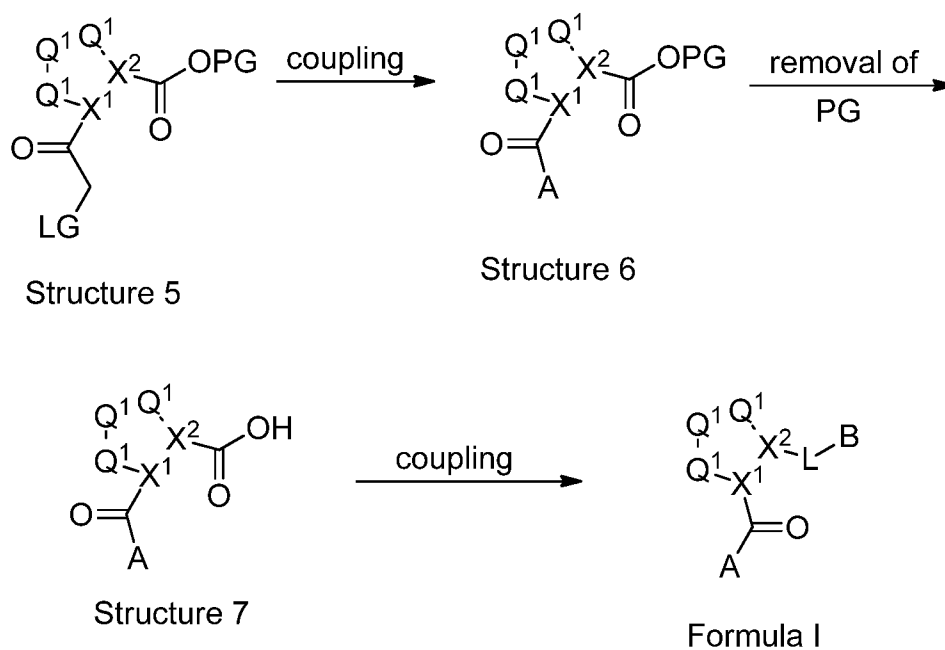
EXAMPLE 1. GENERAL ROUTE OF SYNTHESIS

[0333] A compound of the present invention can be prepared, for example, from a central core. In one embodiment, for example, the central core Structure 1 is an N-protected aminoacid where X¹ is nitrogen and PG = protecting group. In one embodiment, the central core is coupled to an amine to generate an amide of Structure 2 (wherein L-B includes a C(O)N moiety). Structure 2 can then be deprotected to generate Structure 3. Structure 3 is coupled to Structure 4 (A-COOH) to generate a second amide bond, forming a compound within Formula I. The chemistry is illustrated in Route 1.



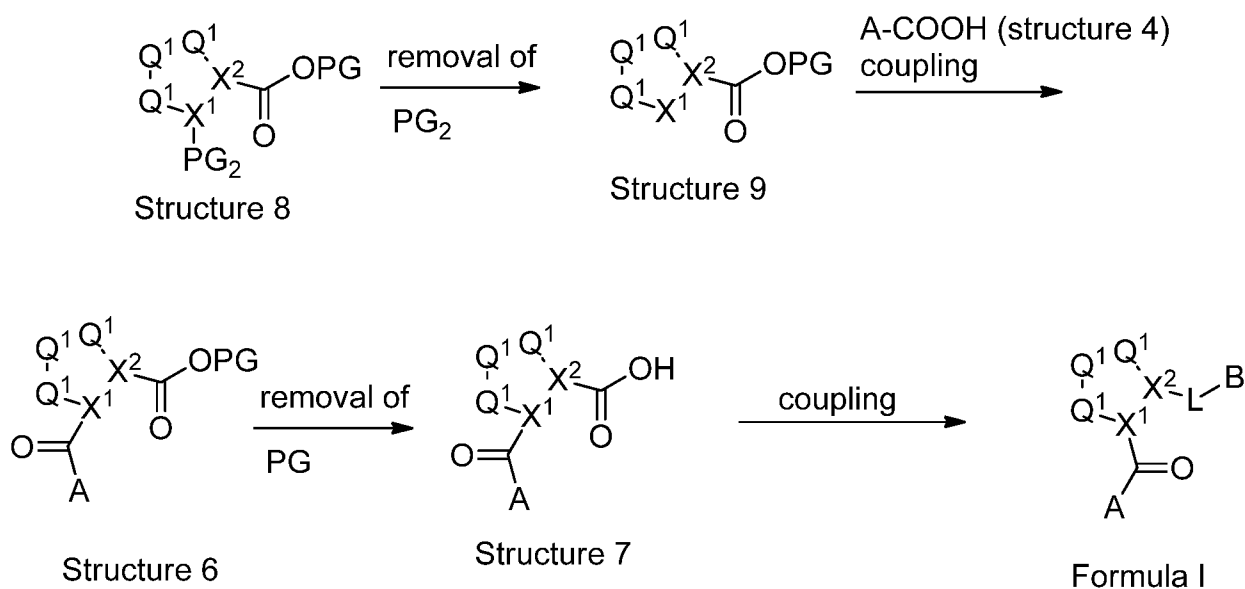
Route 1

[0334] In an alternative embodiment, central core Structure 5 is reacted with a heterocyclic or heteroaryl compound to generate a compound of Structure 6. In one embodiment, Structure 6 is deprotected to generate a carboxylic acid, Structure 7. In one embodiment, Structure 7 is coupled to an amine to generate a compound of Formula I. This chemistry is illustrated in Route 2.



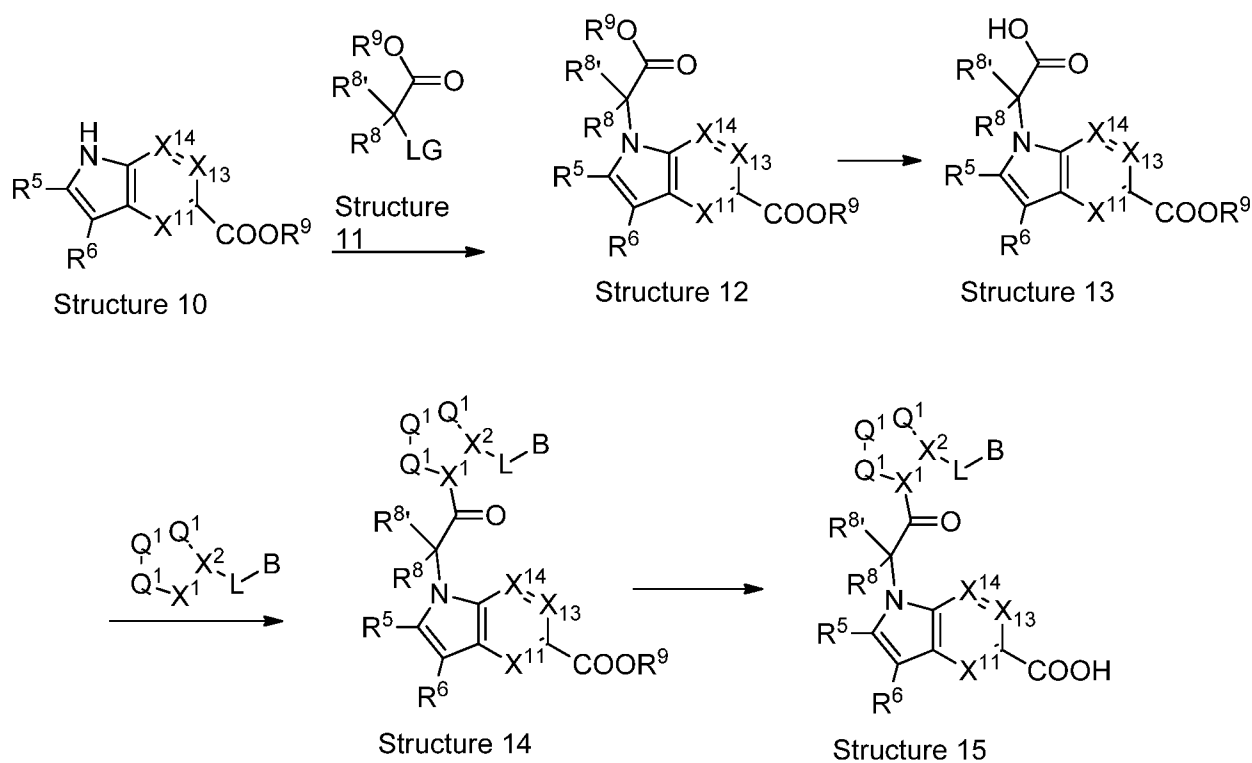
Route 2

[0335] In an alternative embodiment, Structure 8 is deprotected to generate an amine which is Structure 9. Structure 9 is then coupled to generate an amide which is Structure 6. Structure 6 is then deprotected to generate a carboxylic acid which is Structure 7. Structure 7 is then coupled to form the amide which falls within Formula I. The chemistry is illustrated in Route 3.



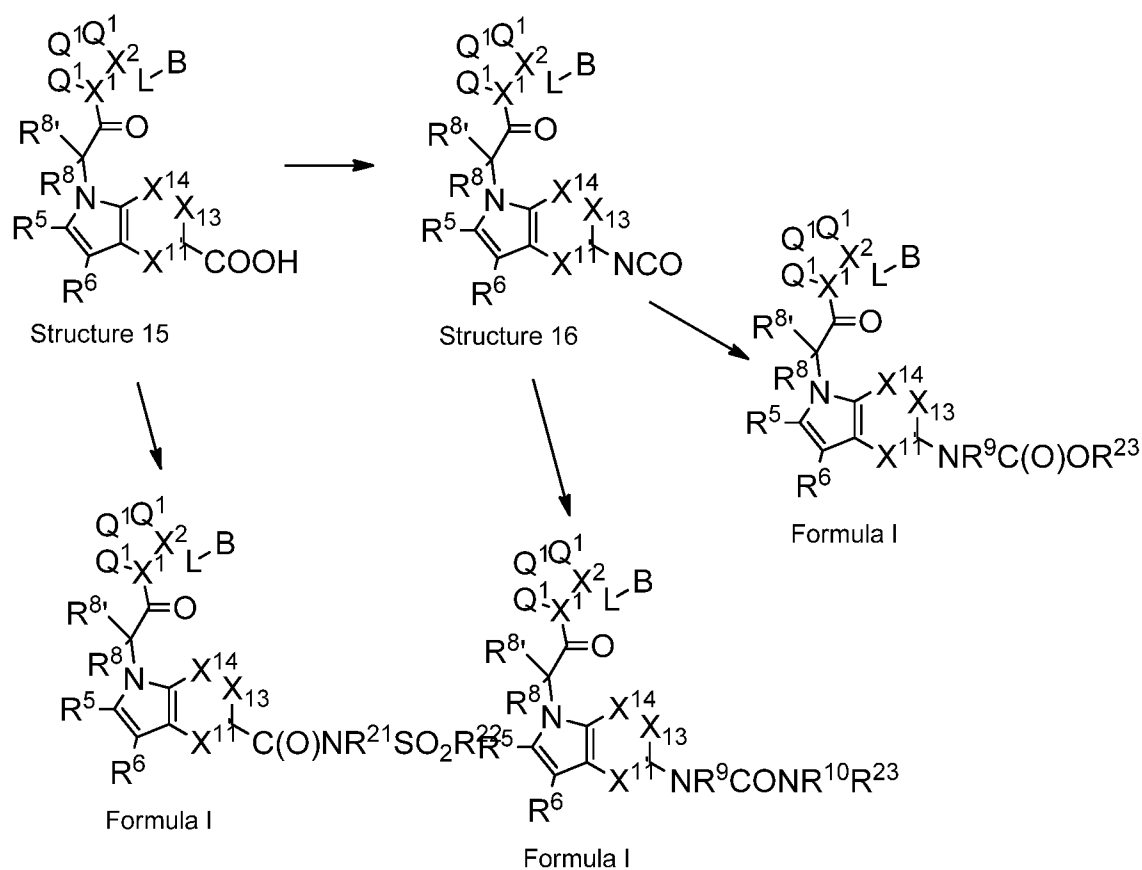
Route 3

[0336] In an alternate embodiment, a heteroaryl compound of Structure 10 is coupled to an activated ester, Structure 11, to generate Structure 12. The ester is hydrolyzed to form acid Structure 13. Structure 13 is coupled to Structure 3 from Route 1 to generate Structure 14. Structure 14 is treated with a base such as, but not limited to, lithium hydroxide to generate Structure 15. This chemistry is illustrated in Route 4.



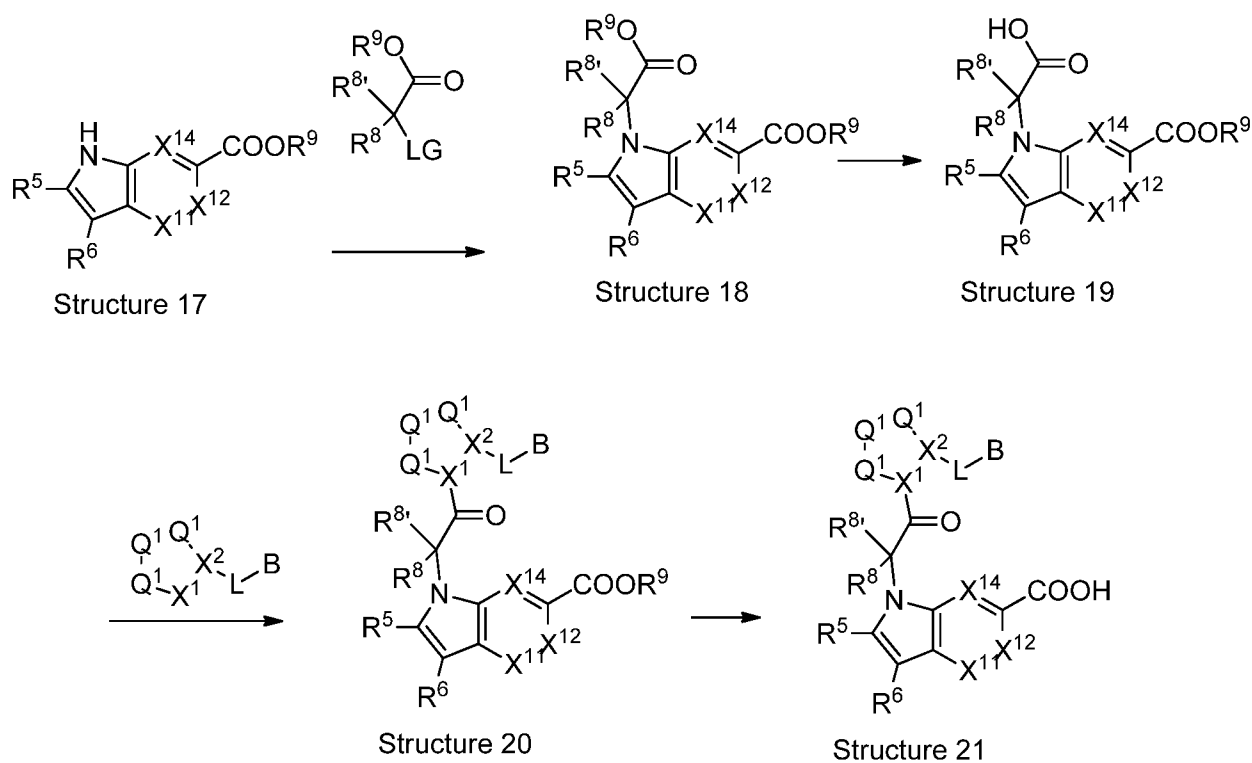
Route 4

[0337] In another embodiment, Structure 15 is treated with diphenylphosphoryl azide (DPPA) to generate the isocyanate, Structure 16. Structure 16 is then treated with an amine or alcohol to generate ureas and carbamates compounds of Formula I, wherein the R^{12} substituent is $NR^9C(O)NR^9R^{10}$, $NR^9C(O)NR^{10}R^{23}$, $NR^9C(O)R^{24}R^{25}$, $NR^9C(O)OR^{10}$ or $NR^9C(O)OR^{23}$. In some embodiments, R^9 is hydrogen. Structure 15 can be coupled to amines to generate amides of Formula I, wherein the R^{12} substituent is, $C(O)NR^{24}R^{25}$, $C(O)NR^9R^{37}$, or $C(O)NR^{21}SO_2R^{22}$. In some embodiments, R^9 is hydrogen. The chemistry is illustrated in Route 5.



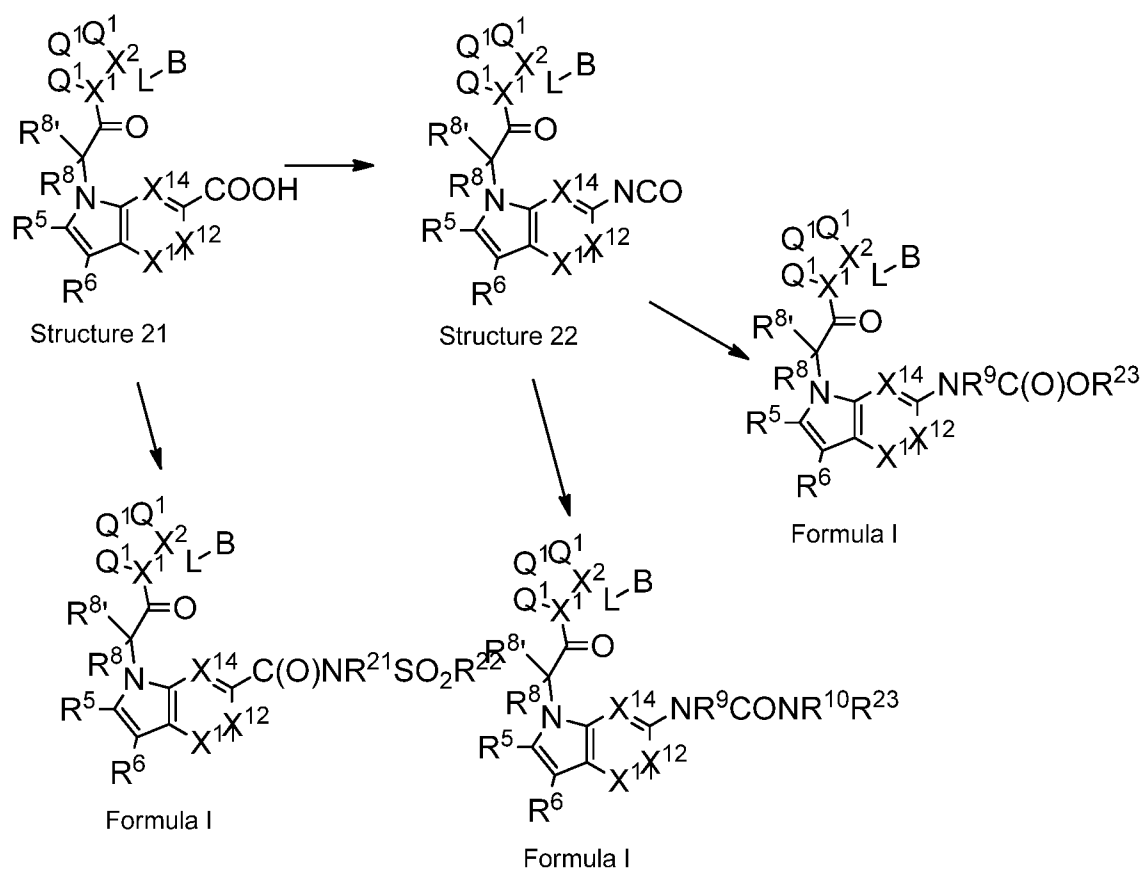
Route 5

[0338] In an alternate embodiment, a heteroaryl compound of Structure 17 is coupled to an activated ester to generate Structure 18. The ester is hydrolyzed to form acid Structure 19. Structure 19 is coupled to Structure 3 from Route 1 to generate Structure 20. Structure 20 is treated with a base such as, but not limited to, lithium hydroxide to generate Structure 21. This chemistry is illustrated in Route 6.



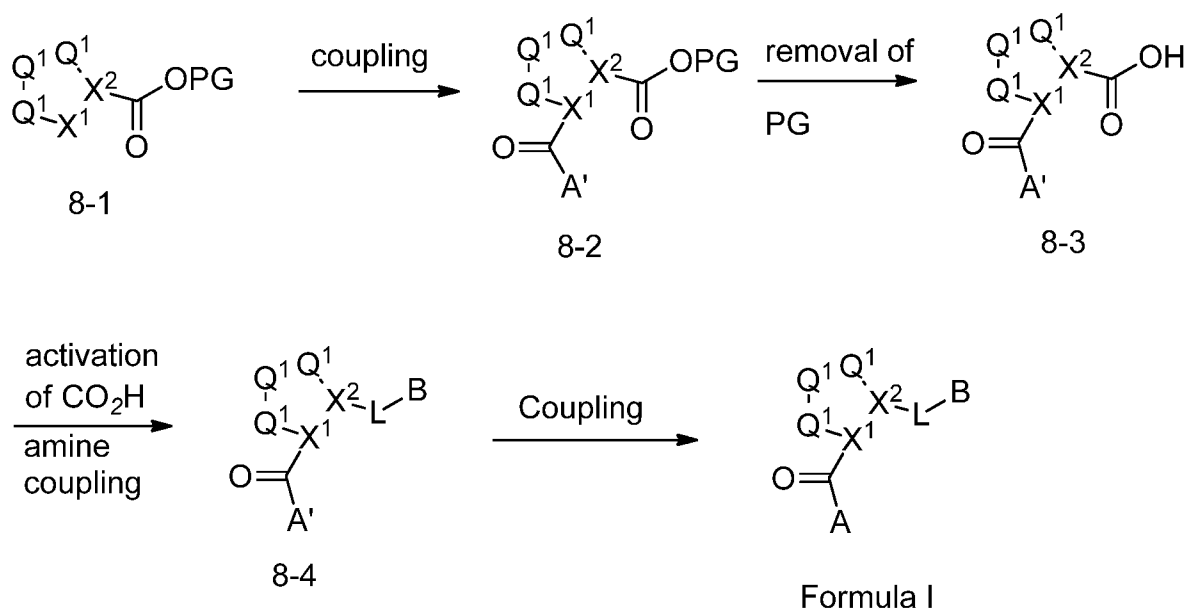
Route 6

[0339] In one embodiment, Structure 21 from Route 6, is treated with, for example, diphenylphosphoryl azide (DPPA) to generate an isocyanate, Structure 22. Structure 22 is then treated with an amine or alcohol to generate urea and carbamate compounds within Formula I, wherein the R^{13} substituent is $NR^9C(O)NR^9R^{10}$, $NR^9C(O)NR^{10}R^{23}$, $NR^9C(O)R^{24}R^{25}$, $NR^9C(O)OR^{10}$ and $NR^9C(O)OR^{23}$. In some embodiments, R^9 is hydrogen. Structure 21 can be coupled to amines to generate amides within Formula I, wherein the R^{13} substituent is $C(O)NR^{24}R^{25}$, $C(O)NR^9R^{37}$, or $C(O)NR^{21}SO_2R^{22}$. In some embodiments, R^9 is hydrogen. The chemistry is illustrated in Route 7.



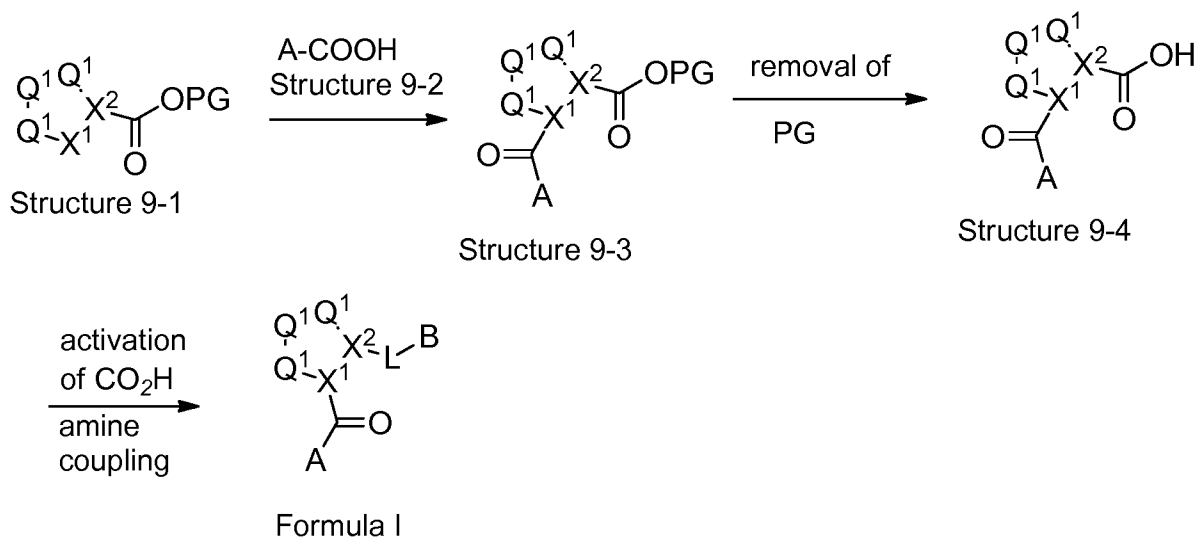
Route 7

[0340] In an alternate embodiment, a heteroaryl or aryl moiety is coupled to a central core to generate 8-2. The protected acid, 8-2 is deblocked to form the carboxylic acid, 8-3. The carboxylic acid is coupled to form an amide bond (L-B) and 8-4. The heteroaryl or aryl moiety, A', can then be further derivitized to add substituents at the X^{11} , X^{12} , X^{13} and X^{14} positions to generate compounds within Formula I. This chemistry is illustrated in Route 8.



Route 8

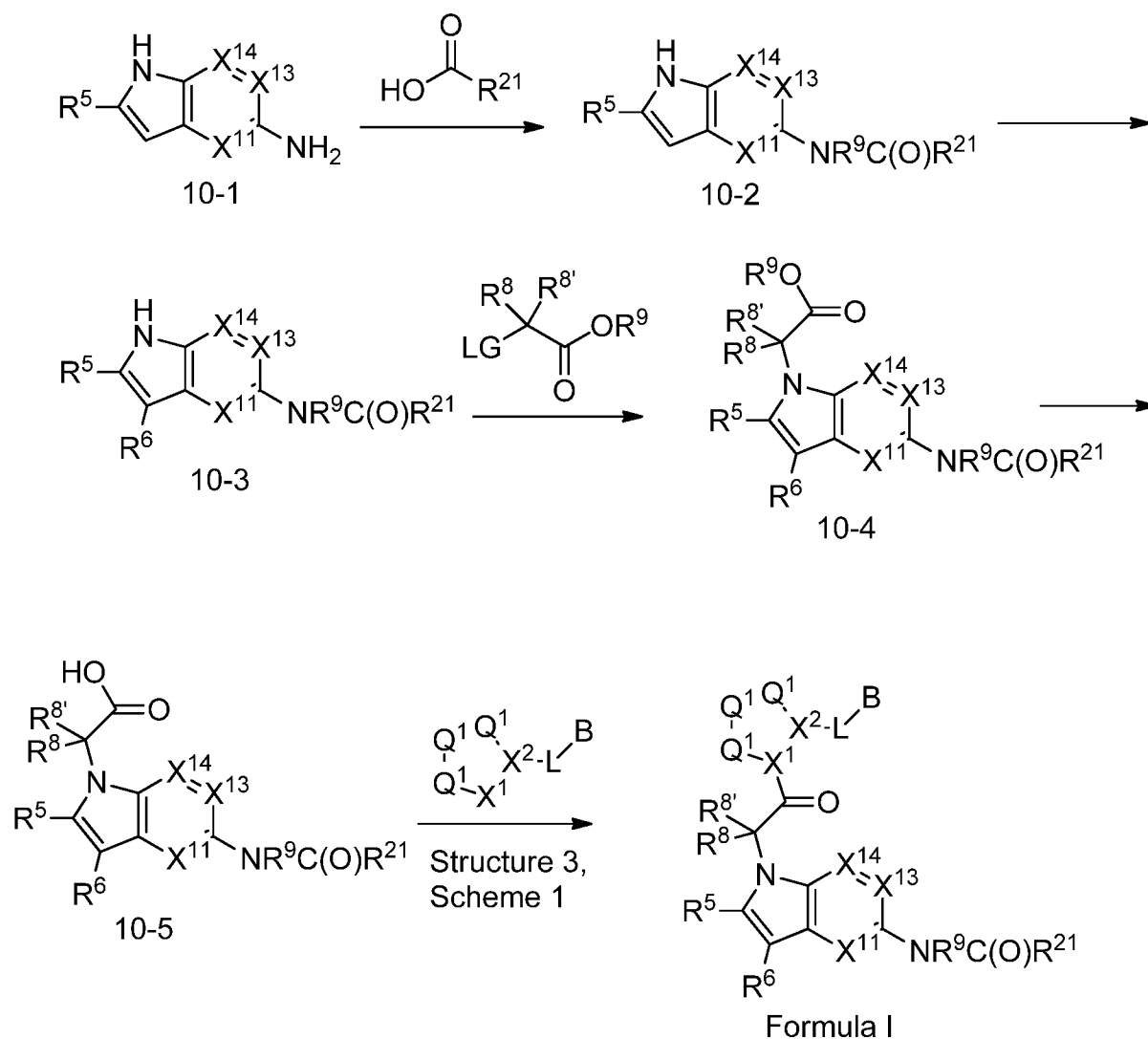
[0341] In an alternate embodiment, Structure 9-1 is coupled to an acid, Structure 9-2, to generate Structure 9-3. The carboxylic acid, Structure 9-3, is deblocked to generate carboxylic acid, Structure 9-4. Carboxylic acid Structure 9-4 is coupled to an amine to form an amide bond (L-B) and compounds within Formula I. This chemistry is illustrated in Route 9.



Route 9

[0342] In an alternate embodiment, a heteroaryl compound of Structure 10-1 is treated with a carboxylic acid to generate Structure 10-2. The heteroaryl Structure 10-2 can be treated with an acylating agent to generate Structure 10-3. In an alternate embodiment, Structure 10-2 is treated with coupling conditions to generate $R^6 = \text{CN}$. The nitrile can be treated with an oxime

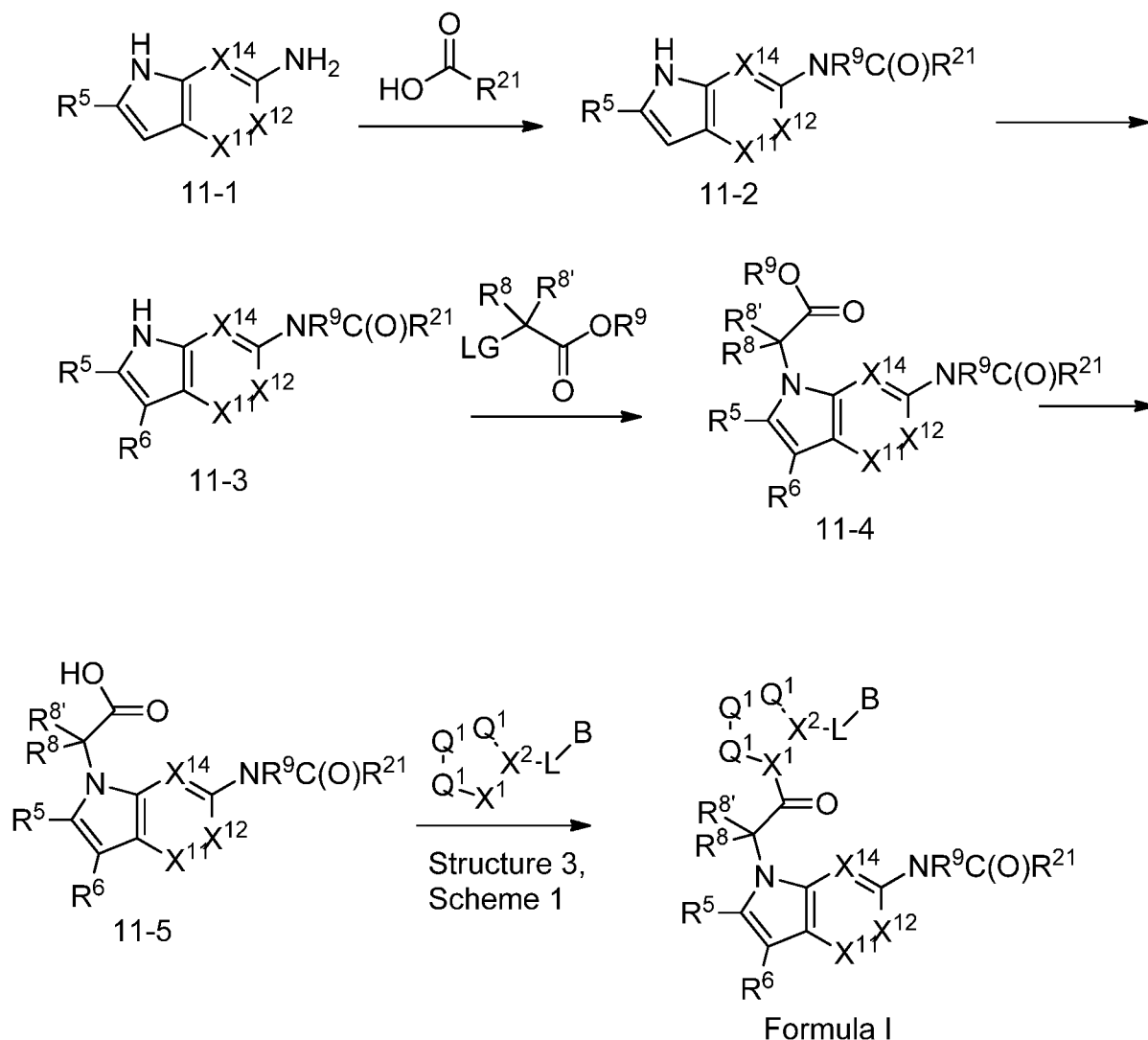
to generate an amide at the R⁶ position. Structure 10-3 is treated with an activated ester to generate Structure 10-4. In some embodiments, the leaving group, LG, is a halide. Structure 10-4 is treated with a base to generate the acid, Structure 10-5. Structure 10-5 can be coupled to Structure 3 from Route 1 to generate compounds within Formula I. This chemistry is illustrated in Route 10.



Route 10

[0343] In an alternate embodiment, a heteroaryl compound of Structure 11-1 is treated with a carboxylic acid to generate Structure 11-2. The heteroaryl Structure 11-2 can be treated with an acylating agent to generate Structure 11-3. In an alternate embodiment, Structure 11-2 is treated with coupling conditions to generate R⁶ = CN. The nitrile can be treated with an oxime to generate an amide at the R⁶ position. Structure 11-3 is treated with an activated ester to

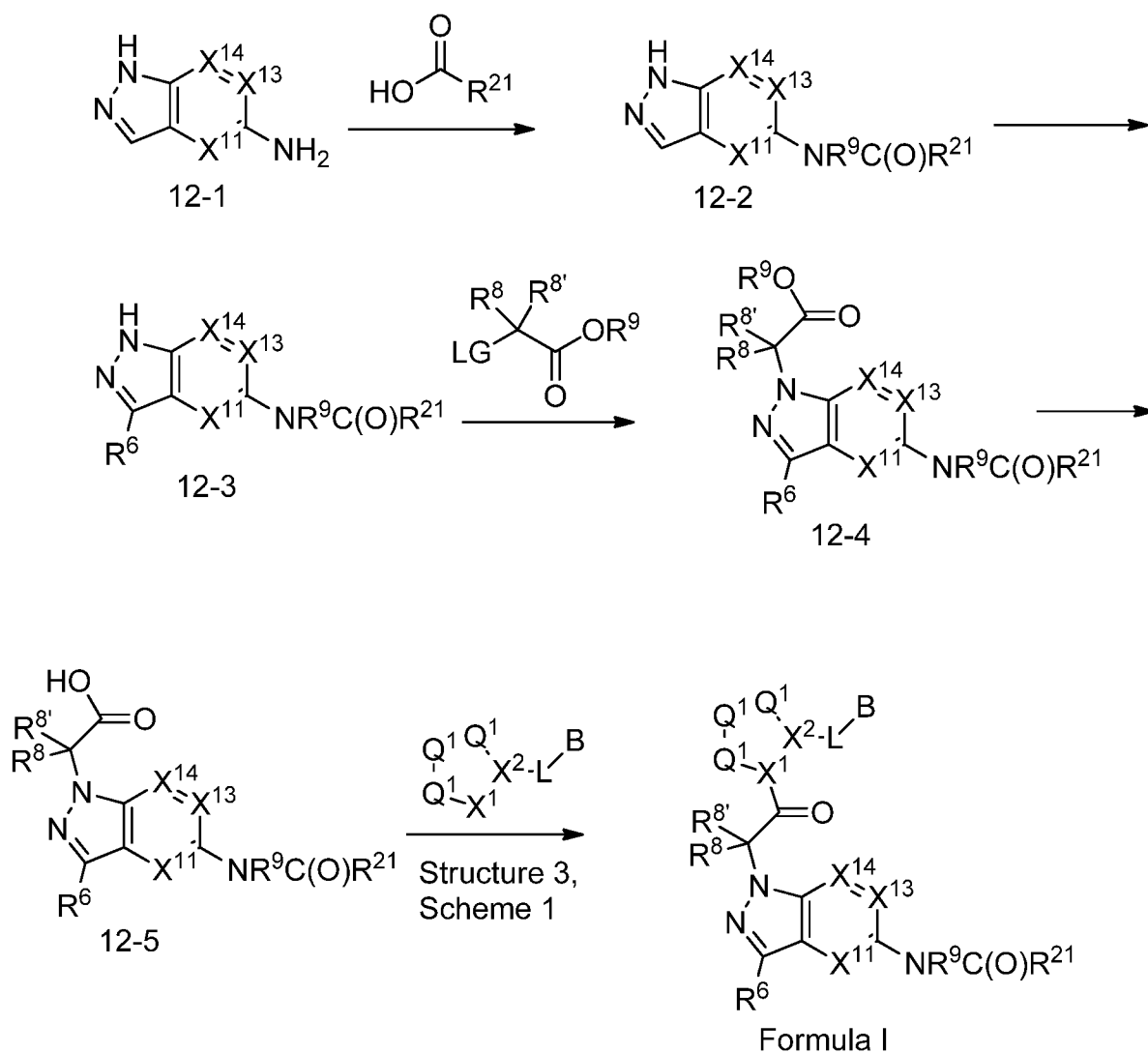
generate Structure 11-4. In some embodiments, the leaving group, LG, is a halide. Structure 11-4 is treated with a base to generate the acid, Structure 11-5. Structure 11-5 is coupled to Structure 3 from Route 1 to generate compounds within Formula I. The chemistry is illustrated in Route 11.



Route 11

[0344] In an alternate embodiment, a heteroaryl compound of Structure 12-1 is treated with a carboxylic acid to generate Structure 12-2. The heteroaryl Structure 12-2 can be treated with an acylating agent to generate Structure 12-3. In an alternate embodiment, Structure 12-2 is treated with coupling conditions to generate $\text{R}^6 = \text{CN}$. The nitrile can be treated with an oxime to generate an amide at the R^6 position. Structure 12-3 is treated with an activated ester to generate Structure 12-4. In some embodiments, the leaving group, LG, is a halide. Structure 12-

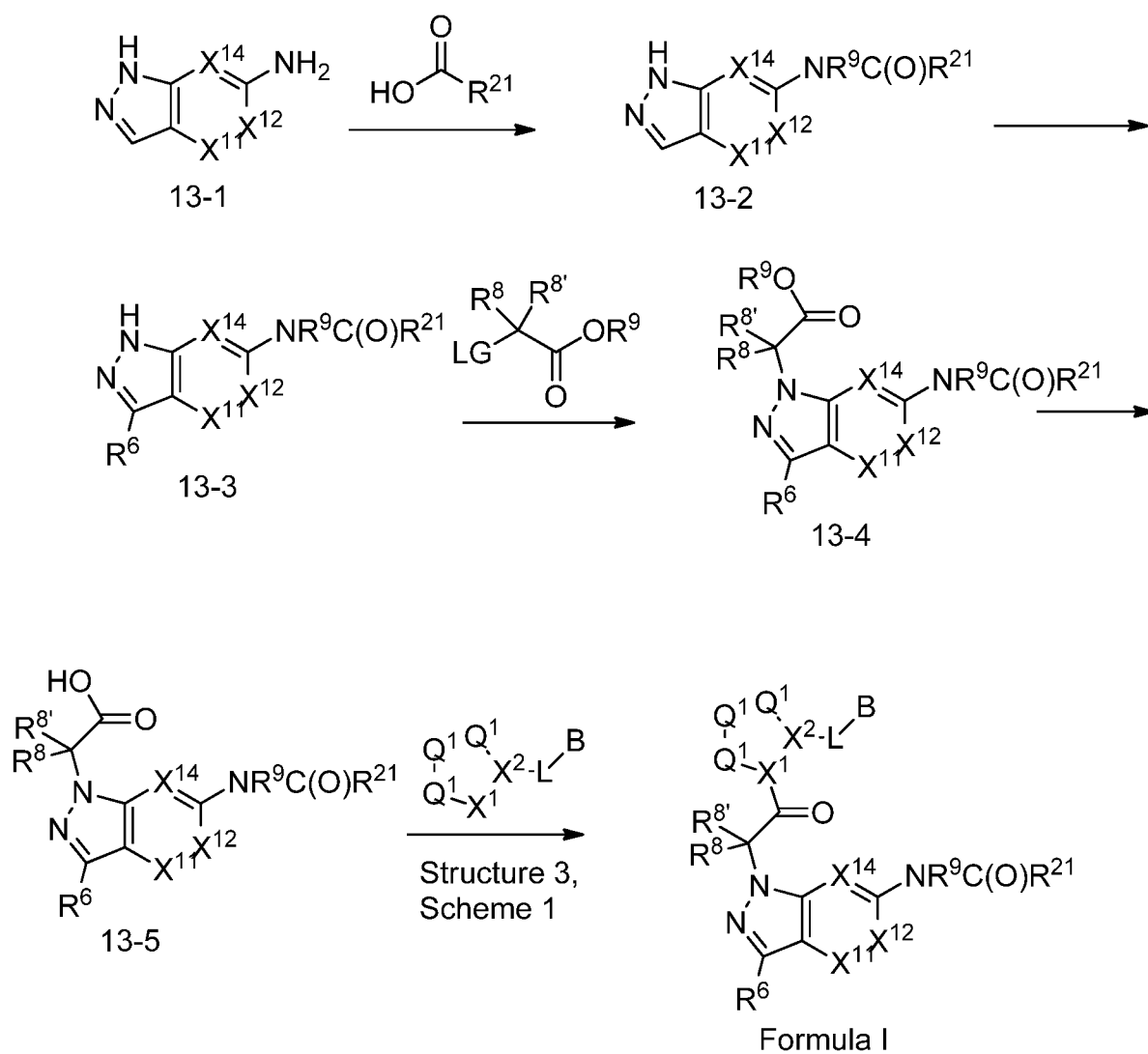
4 is treated with a base to generate the acid, Structure 12-5. Structure 12-5 can be coupled to Structure 3 from Route 1 to generate compounds within Formula I. This chemistry is illustrated in Route 12.



Route 12

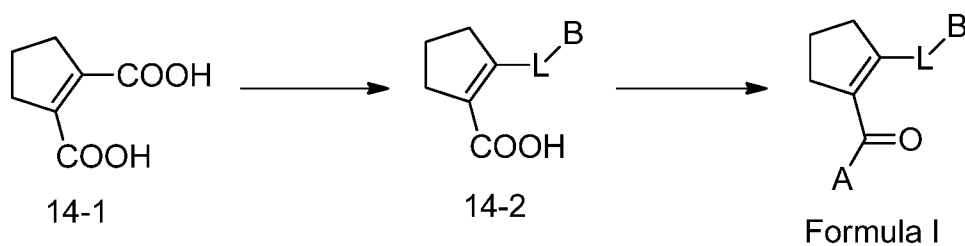
[0345] In an alternate embodiment, a heteroaryl compound of Structure 13-1 is treated with a carboxylic acid to generate Structure 13-2. The heteroaryl Structure 13-2 can be treated with an acylating agent to generate Structure 13-3. In an alternate embodiment, Structure 13-2 is treated with coupling conditions to generate $\text{R}^6 = \text{CN}$. The nitrile can be treated with an oxime to generate an amide at the R^6 position. Structure 13-3 is treated with an activated ester to generate Structure 13-4. In some embodiments, the leaving group, LG, is a halide. Structure 13-4 is treated with a base to generate the acid, Structure 13-5. Structure 13-5 can be coupled to

Structure 3 from Route 1 to generate compounds within Formula I. The chemistry is illustrated in Route 13.

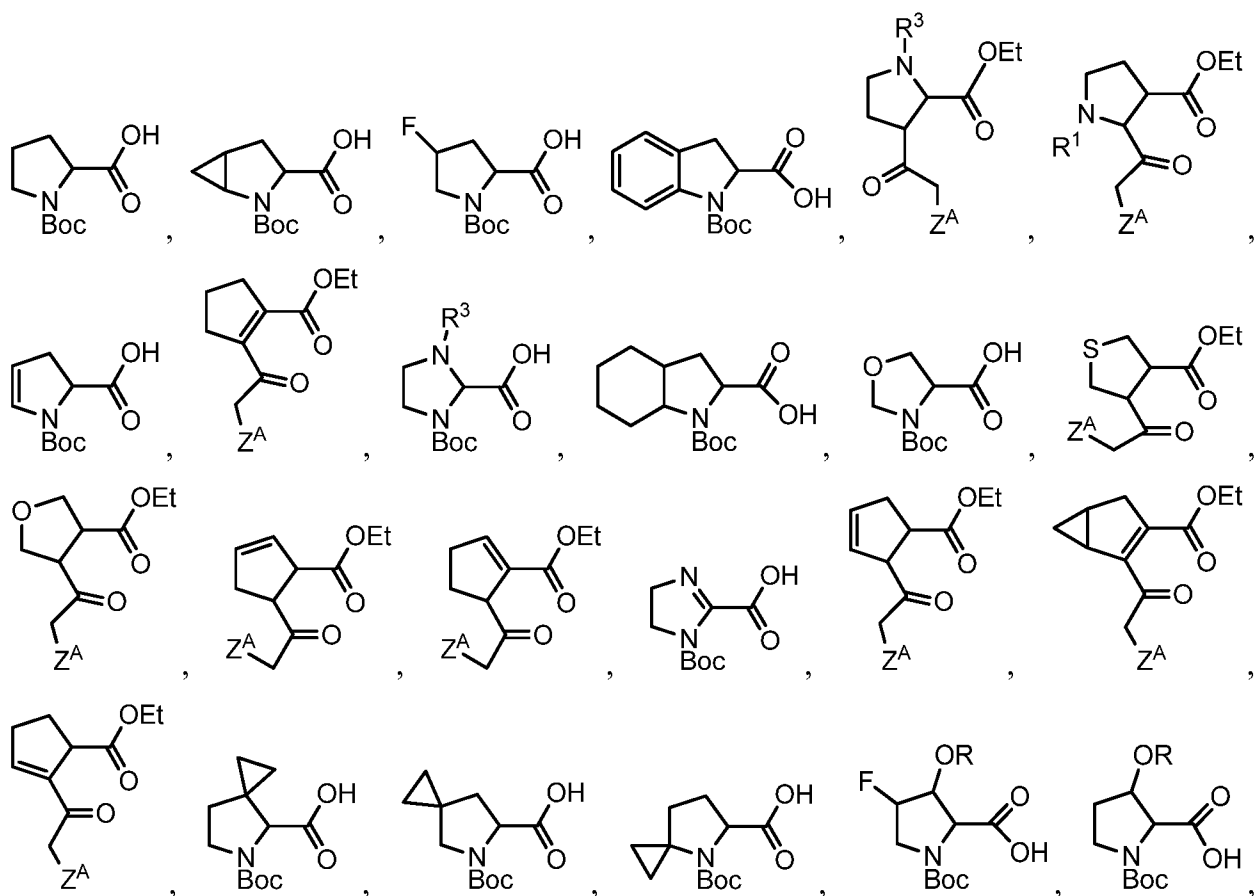


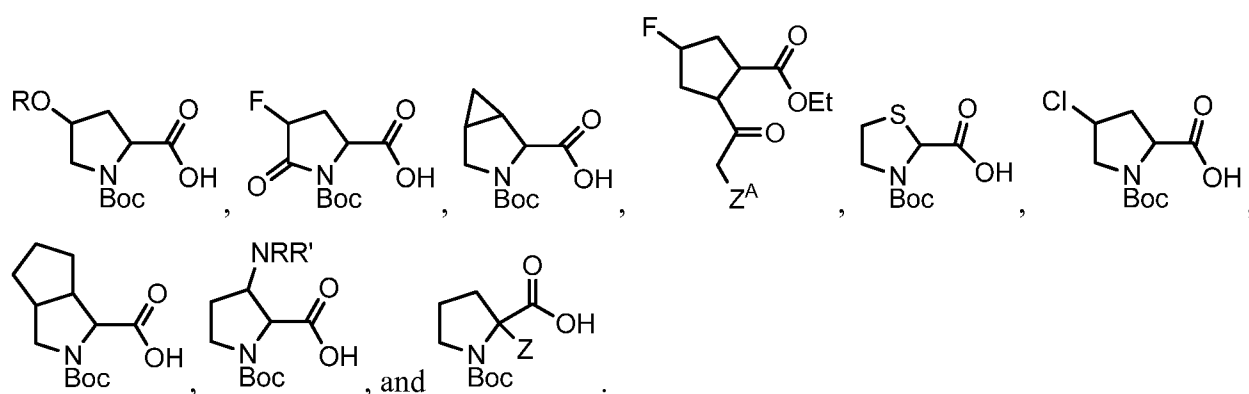
Route 13

[0346] In an alternate embodiment, Structure 14-1 is coupled to an amine to generate an amide bond (L-B), and Structure 14-2. Structure 14-2, is coupled to an amine to generate compounds within Formula I. This chemistry is illustrated in Route 14.



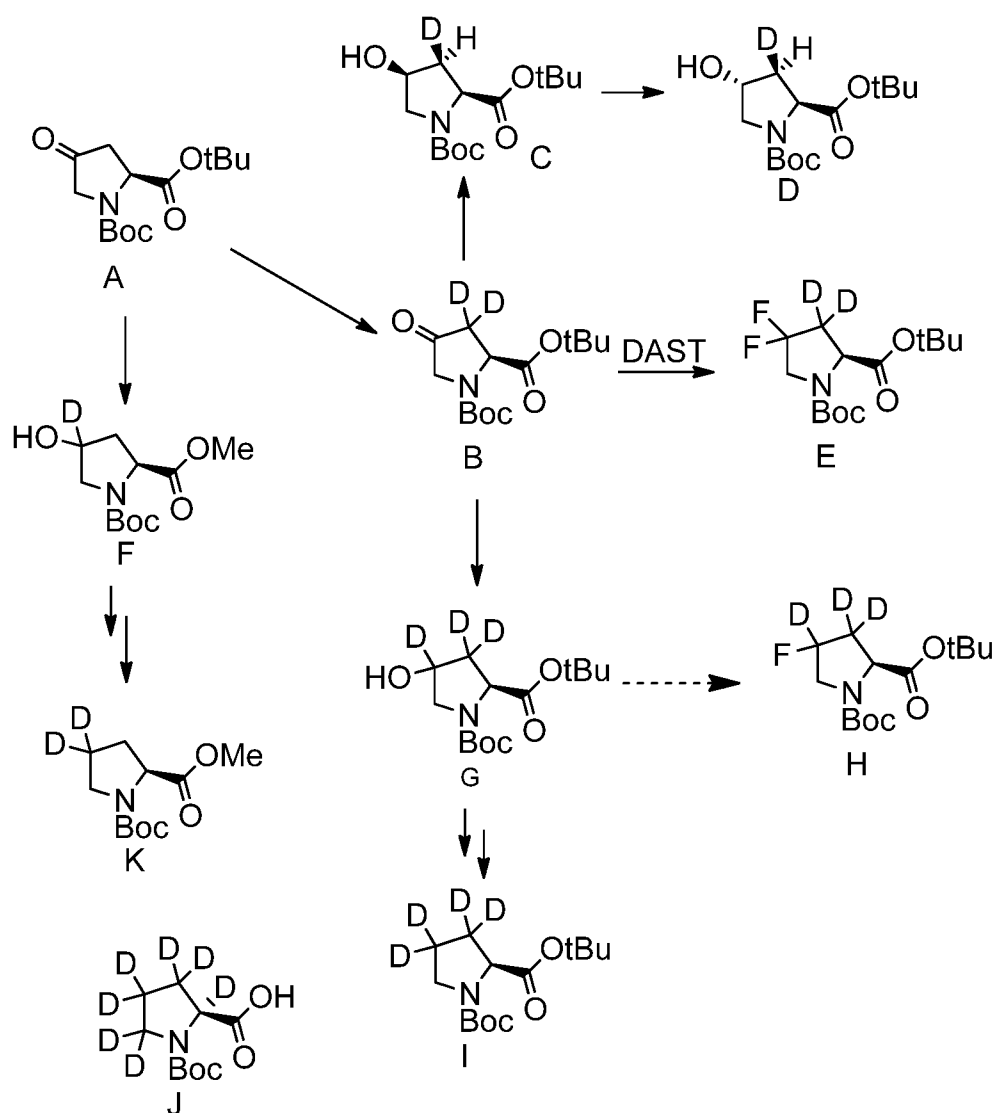
Route 14

EXAMPLE 2. EXAMPLES OF CENTRAL SYNTHONS



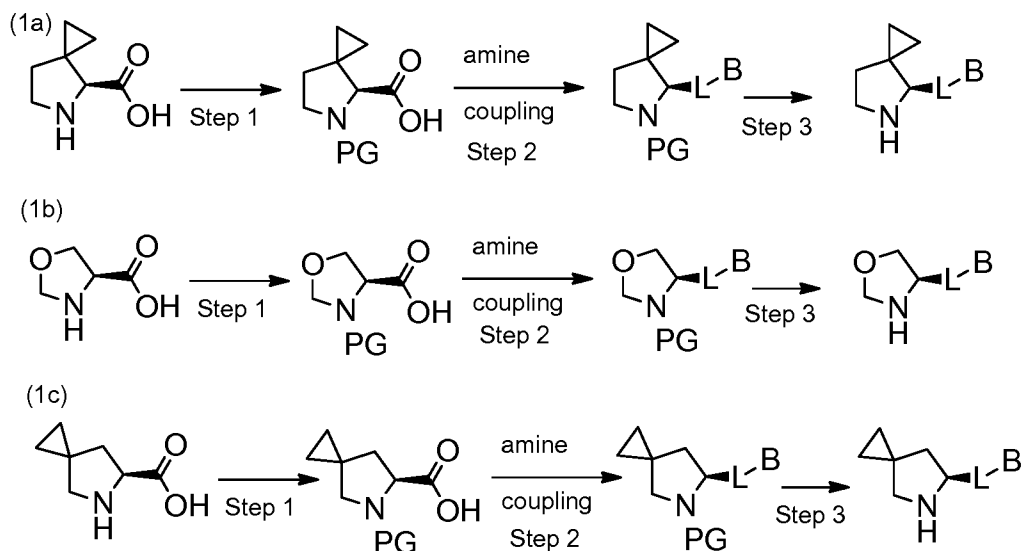
Z^A is halogen.

[0347] In one embodiment, deuterated L-proline synthons are disclosed. Deuterated synthons include, but are not limited to, for example, the following compounds:



[0348] Structure A can be treated with deuterium oxide to generate Structure B. See, Barraclough, P. et al. *Tetrahedron Lett.* **2005**, 46, 4653–4655; Barraclough, P. et al. *Org. Biomol. Chem.* **2006**, 4, 1483–1491 and WO 2014/037480 (p.103). Structure B can be reduced to generate Structure C. See, Barraclough, P. et al. *Tetrahedron Lett.* **2005**, 46, 4653–4655; Barraclough, P. et al. *Org. Biomol. Chem.* **2006**, 4, 1483–1491. Structure C can be treated with Mitsunobu reaction conditions to generate Structure D. Structure B can be treated with DAST to generate Structure E. See, WO 2014/037480. Structure A can be treated with sodium borodeuteride to generate Structure F. See, Dormoy, J. –R.; Castro, B. *Synthesis* **1986**, 81-82. Compound F can be used to generate Structure K. See, Dormoy, J. –R.; Castro, B. *Synthesis* **1986**, 81-82. Structure B can be treated with a deuterated reducing agent, for example sodium borodeuteride to generate Structure G. Structure G can be treated with DAST to generate Structure H. Structure F can be used to generate Structure K. See, Dormoy, J. –R.; Castro, B. *Synthesis* **1986**, 81-82. Structure G can be used to generate Structure I. Structure J can be prepared according to Hruby, V. J. et al. *J. Am. Chem. Soc.* **1979**, 101, 202–212. Structures A-J can be used to prepare compounds of Formula I.

EXAMPLE 3. PREPARATION OF CENTRAL-L-B SYNTHONS



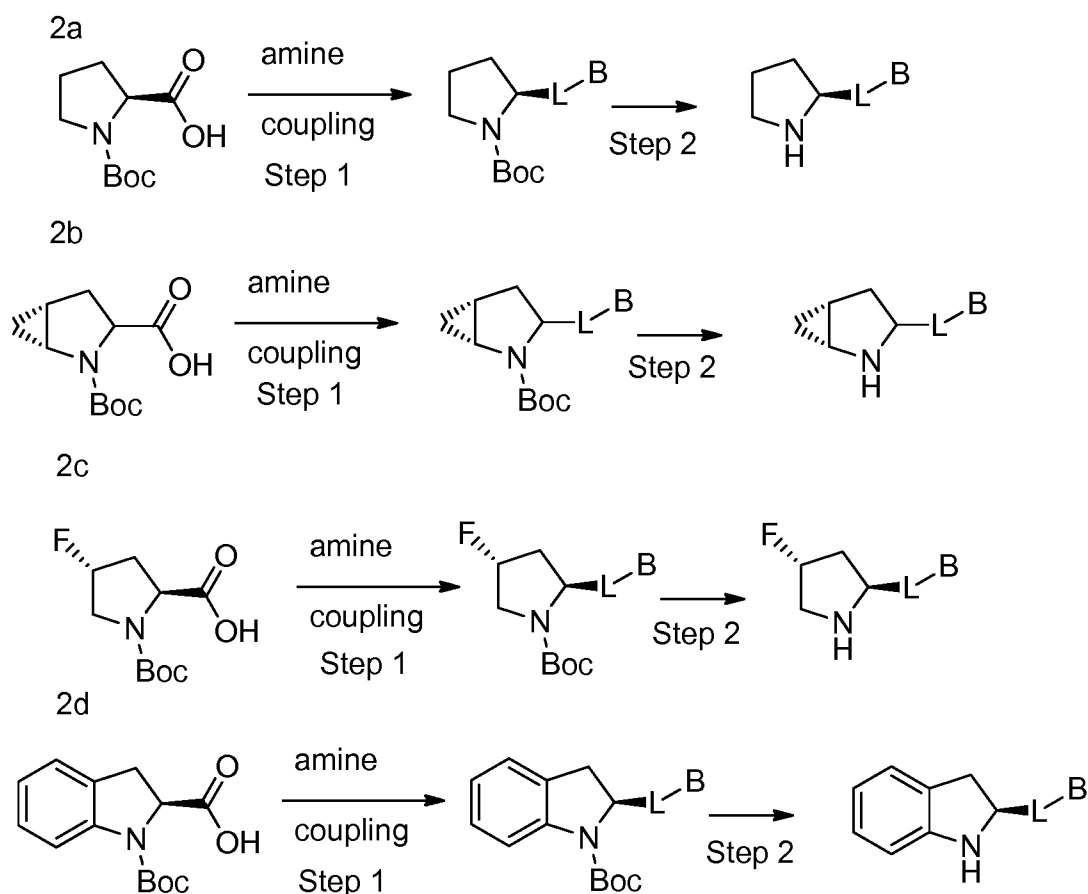
Routes 1a, 1b and 1c.

[0349] In Route 1a, 5-azaspiro[2.4]heptane-4,5-dicarboxylic acid, 5-(1,1-dimethylethyl) ester, (4*S*)-, CAS 209269-08-9, can be prepared as described in Tandon, M. et al. *Bioorg. Med.*

Chem. Lett. 1998, 8, 1139-1144. In Step 2, the protected azaspiro[2.4]heptane is coupled to an amine in the presence of an organic solvent, a base and a coupling reagent to generate an amide bond; the L-B moiety. In one embodiment, the amine is (3-chloro-2-fluorophenyl) methanamine. In one embodiment, the organic solvent is DMF. In one embodiment, the base is diisopropylethylamine. In one embodiment, the coupling reagent is HATU. In Step 3, the protecting group is removed. In one embodiment, the starting material is reacted with an acid in the presence of an organic solvent. In one embodiment, the acid is 4N hydrochloric acid. In one embodiment, the organic solvent is dioxane.

[0350] In Route 1b, (4S) 4-oxazolidinecarboxylic acid, hydrochloride is treated with an amine protecting reagent. In one embodiment, the amine protecting reagent is di-tert-butyl dicarbonate. In another embodiment, 3,4-oxazolidinedicarboxylic acid, 3-(1,1-dimethylethyl) ester, (4S)-, is commercially available from JPM2 Pharmaceuticals. In one embodiment the reaction is carried out in an organic solvent in the presence of a base. In one embodiment, the organic solvent is acetonitrile. In one embodiment, the base is 4-dimethylaminopyridine (DMAP). In Step 2, the protected 4-oxazolidinecarboxylic acid is coupled to an amine in the presence of an organic solvent, a base and a coupling reagent to generate an amide bond; the L-B moiety. In one embodiment, the amine is (3-chloro-2-fluorophenyl) methanamine. In one embodiment, the organic solvent is DMF. In one embodiment, the base is diisopropylethylamine. In one embodiment, the coupling reagent is HATU. In Step 3, the protecting group is removed. In one embodiment, the starting material is reacted with an acid in the presence of an organic solvent. In one embodiment, the acid is 4N hydrochloric acid. In one embodiment, the organic solvent is dioxane.

[0351] In Route 1c, (S)-5-(tert-Butoxycarbonyl)-5-azaspiro[2.4]heptane-6-carboxylic acid, CAS 1129634-44-1, is commercially available from Ark Pharm. In Step 2, the carboxylic acid is coupled to an amine in the presence of an organic solvent, a base and a coupling reagent to generate an amide bond; the L-B moiety. In one embodiment, the amine is (3-chloro-2-fluorophenyl) methanamine. In one embodiment, the organic solvent is DMF. In one embodiment, the base is diisopropylethylamine. In one embodiment, the coupling reagent is HATU. In Step 3, the protecting group is removed. In one embodiment, the starting material is reacted with an acid in the presence of an organic solvent. In one embodiment, the acid is 4N hydrochloric acid. In one embodiment, the organic solvent is dioxane.



Routes 2a, 2b, 2c, and 2d.

[0352] In Route 2a, commercially available Boc-L-proline is coupled to an amine in the presence of an organic solvent, a base and a coupling reagent to generate an amide bond; the L-B moiety. In one embodiment, the amine is (3-chloro-2-fluorophenyl) methanamine. In one embodiment, the organic solvent is DMF. In one embodiment, the base is diisopropylethylamine. In one embodiment, the coupling reagent is HATU. In Step 2, the Boc protecting group is removed. In one embodiment, the starting material is reacted with an acid in the presence of an organic solvent. In one embodiment, the acid is 4N hydrochloric acid. In one embodiment, the organic solvent is dioxane.

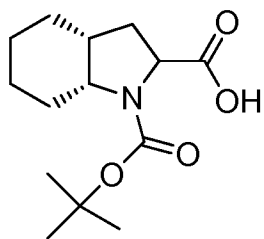
[0353] In Route 2b, commercially available (1R, 3S, 5R)-2-[(tert-butoxy)carbonyl]-2-azabicyclo[3.1.0]hexane-3-carboxylic acid, from Enamine, is coupled to an amine in the presence of an organic solvent, a base and a coupling reagent to generate an amide bond; the L-B moiety. In one embodiment, the amine is (3-chloro-2-fluorophenyl) methanamine. In one embodiment, the organic solvent is DMF. In one embodiment, the base is diisopropylethylamine. In one embodiment, the coupling reagent is HATU. In Step 2, the Boc

protecting group is removed. In one embodiment, the starting material is reacted with an acid in the presence of an organic solvent. In one embodiment, the acid is 4N hydrochloric acid. In one embodiment, the organic solvent is dioxane.

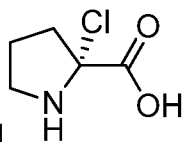
[0354] In Route 2c, commercially available (2S,4R)-1-(tert-butoxycarbonyl)-4-fluoropyrrolidine-2-carboxylic acid, from Manchester Organics, is coupled to an amine in the presence of an organic solvent, a base and a coupling reagent to generate an amide bond; the L-B moiety. In one embodiment, the amine is (3-chloro-2-fluorophenyl) methanamine. In one embodiment, the organic solvent is DMF. In one embodiment, the base is diisopropylethylamine. In one embodiment, the coupling reagent is HATU. In Step 2, the Boc protecting group is removed. In one embodiment, the starting material is reacted with an acid in the presence of an organic solvent. In one embodiment, the acid is 4N hydrochloric acid. In one embodiment, the organic solvent is dioxane.

[0355] In Route 2d, commercially available (S)-1-(tert-butoxycarbonyl)indoline-2-carboxylic acid, from Chem-Impex, is coupled to an amine in the presence of an organic solvent, a base and a coupling reagent to generate an amide bond; the L-B moiety. In one embodiment, the amine is (3-chloro-2-fluorophenyl) methanamine. In one embodiment, the organic solvent is DMF. In one embodiment, the base is diisopropylethylamine. In one embodiment, the coupling reagent is HATU. In Step 2, the Boc protecting group is removed. In one embodiment, the starting material is reacted with an acid in the presence of an organic solvent. In one embodiment, the acid is 4N hydrochloric acid. In one embodiment, the organic solvent is dioxane. This chemistry is illustrated in Scheme 2.

[0356] Additional starting materials that can readily be converted to Central-L-B-Synthons include, but are not limited to: (S)-1-(tert-butoxycarbonyl)-2,3-dihydro-1H-pyrrole-2-carboxylic acid, CAS 90104-21-5, available from Ark Pharm; cyclopent-1-ene-1,2-dicarboxylic acid, CAS 3128-15-2, purchased from Ark Pharm; imidazole, 1H-imidazole-1,2-dicarboxylic acid, 1-(1,1-dimethylethyl) 2-ethyl ester, CAS 553650-00-3, commercially available from FCH Group; Boc-L-octahydroindole-2-carboxylic acid can be purchased from Chem Impex. The compound,



[0357] can be prepared according to the procedures disclosed in WO 2004/111041; (S)-Boc-5-oxopyrrolidine-2-carboxylic acid is available from the Aldrich Chemical Co.; (1S,2S,5R)-3-(tert-butoxycarbonyl)-3-azabicyclo[3.3.0]hexane-2-carboxylic acid is available from Ark Pharm; (S)-3-Boc-thiazolidine-2-carboxylic acid is available from Alfa Aesar; (2S,4R)-1-(tert-butoxycarbonyl)-4-chloropyrrolidine-2-carboxylic acid is available from Arch Bioscience; (1S,3aR,6aS)-2-(tert-butoxycarbonyl)octahydrocyclopenta[c]pyrrole-1-carboxylic acid is available from Ark Pharm; 1,2-pyrrolidinedicarboxylic acid, 3-[[[(phenylmethoxy)carbonyl]amino]-, 1-(1,1-dimethylethyl) ester, (2S,3R) can be prepared as disclosed in WO 2004/007501. The Cbz group can be removed and the amino group can be alkylated to generate central core compounds of the present invention.



[0358] The compound can be prepared as disclosed by Braun, J.V.; Heymons, Albrecht Berichte der Deutschen Chemischen Gesellschaft [Abteilung] B: Abhandlungen (1930) 63B, 502-7.

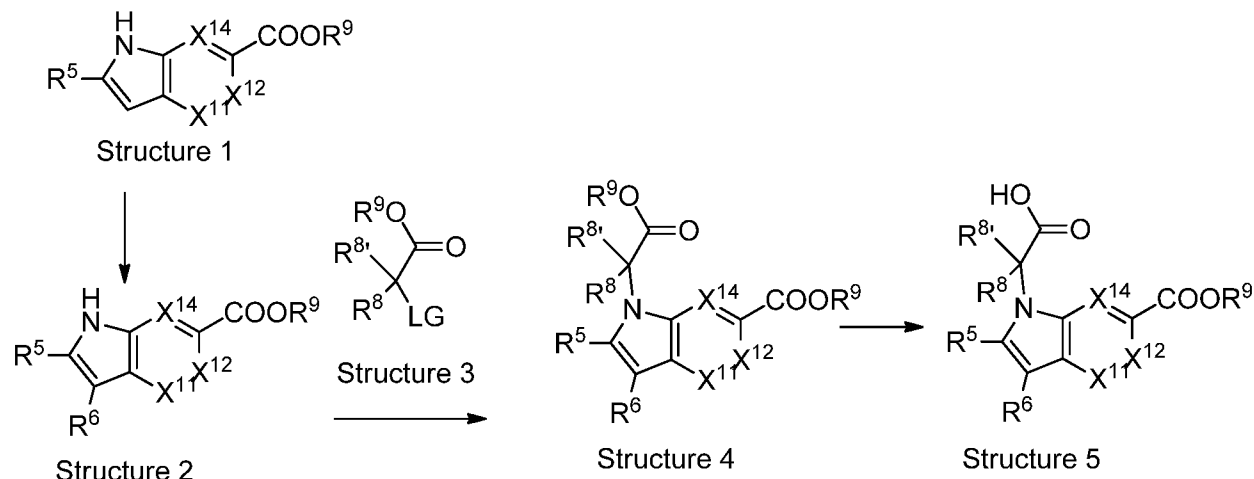
[0359] The compounds (2S,3S,4S)-4-fluoro-3-methoxy-pyrrolidine-1,2-dicarboxylic acid 1-tert-butyl ester and (2R,3R,4R)-3-fluoro-4-methoxy-pyrrolidine-1,2-dicarboxylic acid 1-tert-butyl ester can be prepared as a mixture according to WO 2012/093101 to Novartis and the regioisomers can be ultimately separated once coupled to generate the central core-L-B synthons. The compound (S)-Boc-5-oxopyrrolidine-2-carboxylic acid is available from the Aldrich Chemical Co.

EXAMPLE 4. PREPARATION OF A-C(O)-MOIETY

[0360] Examples of the preparation of the A-C(O)-Moiety can be found in Example 1 and below.

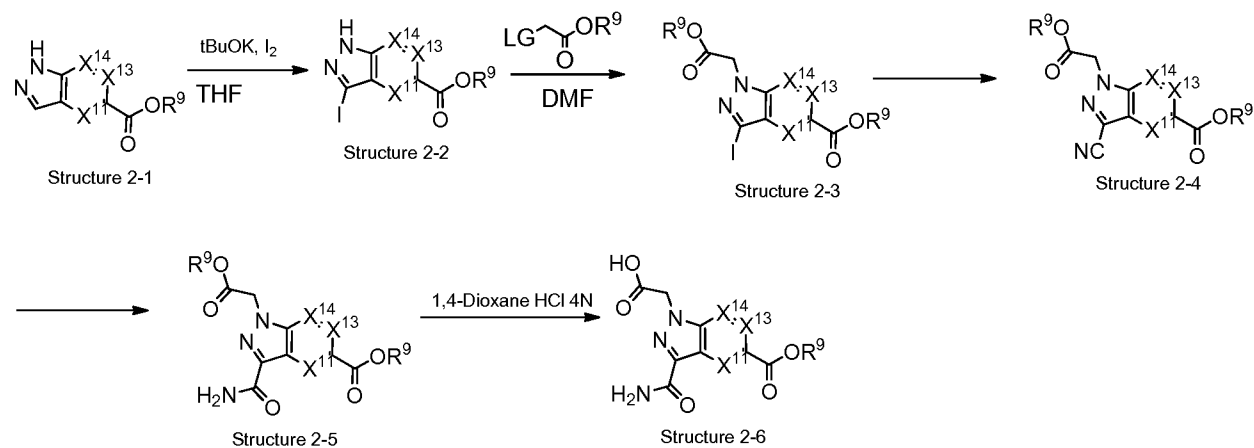
[0361] In an alternate embodiment, a heteroaryl compound of Structure 1 is acylated to generate a compound of Structure 2. Structure 2 is coupled to an activated ester of Structure 3 to

generate Structure 4. The ester is hydrolyzed to form acid Structure 5. This chemistry is illustrated in Scheme 4a.



Scheme 4a

[0362] In an alternate embodiment, a heteroaryl compound, Structure 2-1, is treated with a halogen to generate Structure 2-2. In some embodiments, the halogen is iodine. Structure 2-2 is treated with an activated ester to generate Structure 2-3. The halide is treated with zinc cyanide to generate nitrile, Structure 2-4. The nitrile, Structure 2-4 is treated with an oxime to generate the amide Structure 2-5. The ester is treated with an acid to generate acid, Structure 2-6. This chemistry is illustrated in Scheme 4b.

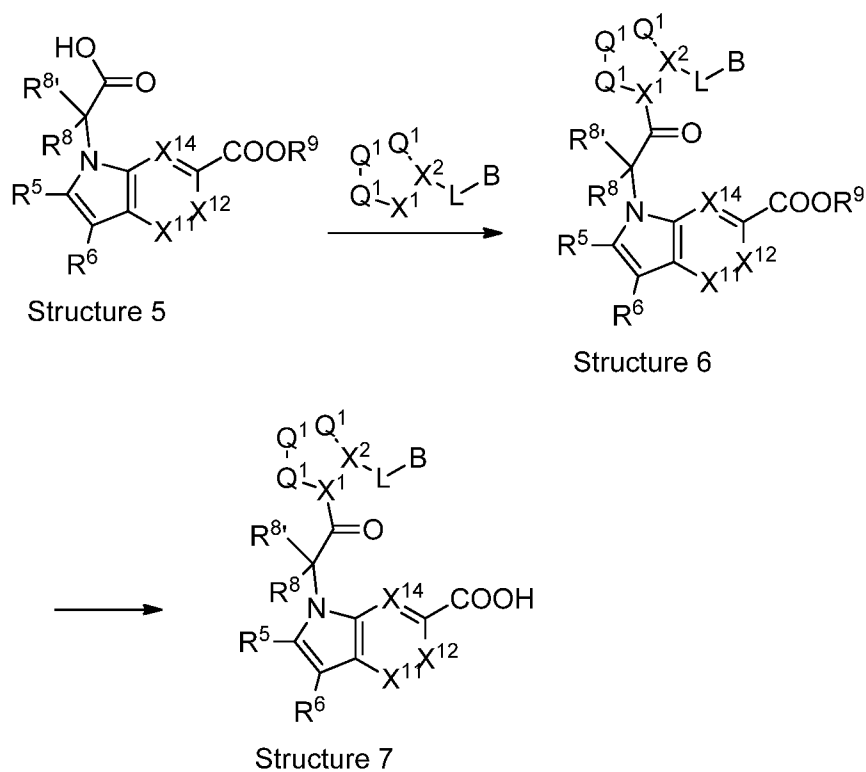


Scheme 4b

EXAMPLE 5. COUPLING OF CENTRAL-L-B-SYNTHONS TO A-C(O)-MOIETIES

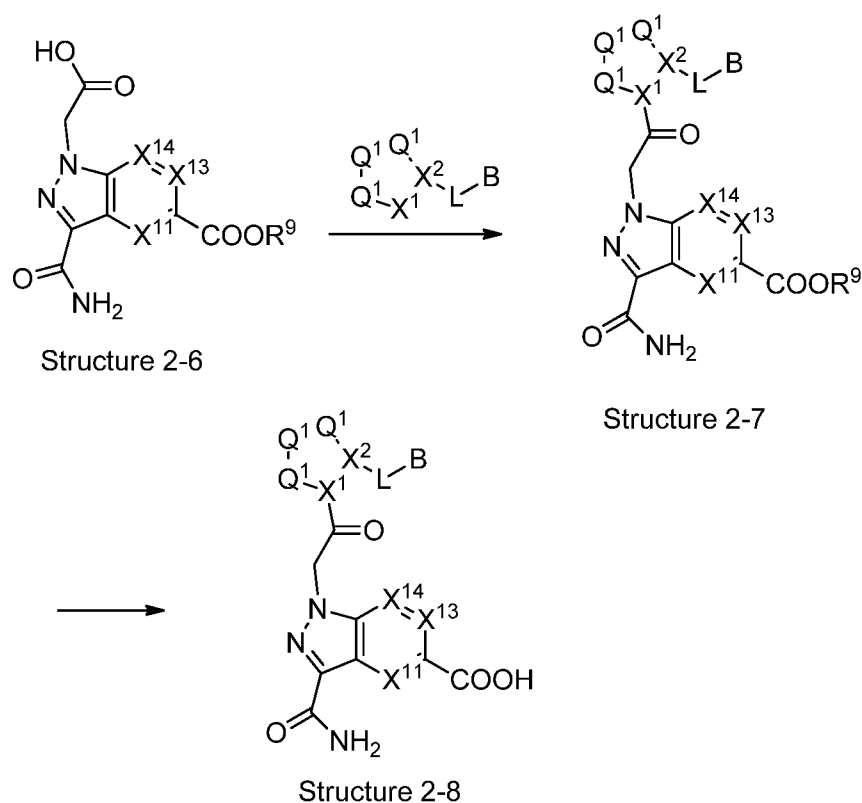
[0363] Examples of the coupling of central-L-B-synthons to A-C(O)-moieties can be found in Example 1.

[0364] In an alternate embodiment, Structure 5, from Example 4 Scheme 4a, is coupled to Structure 3 from Route 1 to generate Structure 6. Structure 6 is treated with a base such as, but not limited to, lithium hydroxide to generate Structure 7. This chemistry is illustrated in Scheme 5a.



Scheme 5a

[0365] In one embodiment, Structure 2-6 from Example 4b, is coupled to a central core-L-B to generate Structure 2-7. Structure 2-7 is treated with a base to generate a carboxylic acid, Structure 2-8. In one embodiment, the base is lithium hydroxide. This chemistry is illustrated in Scheme 5b.

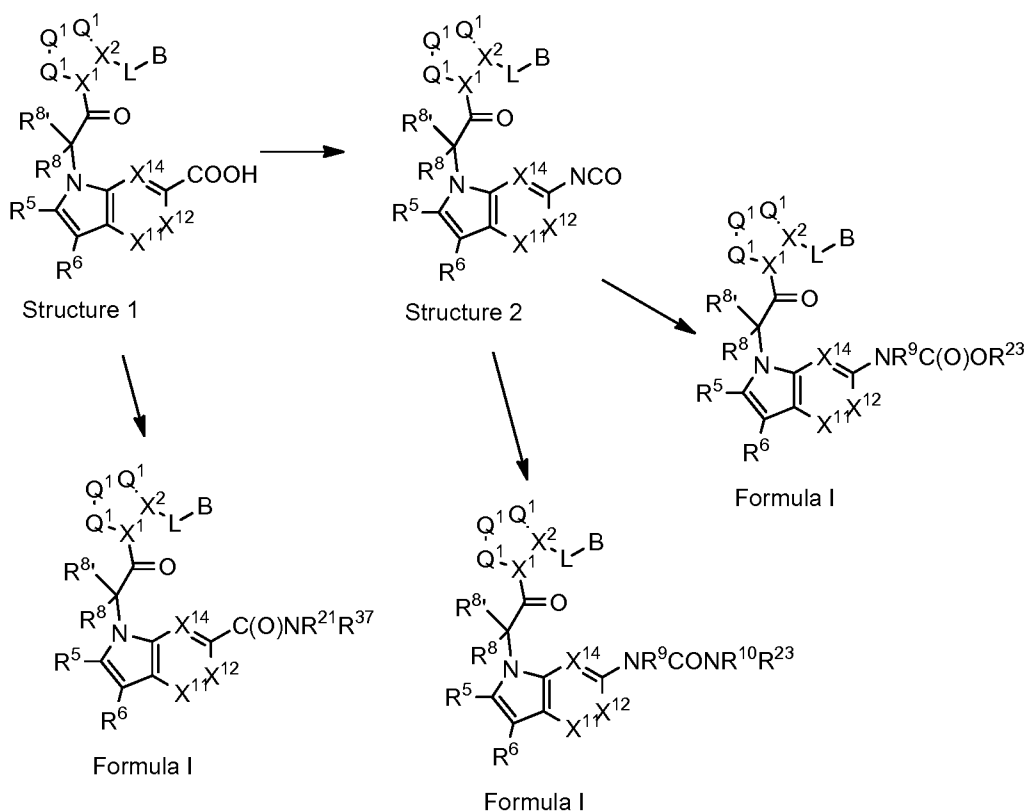


Scheme 5b

EXAMPLE 6. SYNTHESIS OF AMIDES, CARBAMATES, AND UREAS WITHIN FORMULA I

[0366] Examples of the synthesis of amides, carbamates and ureas within Formula I can be found in Example 1 and below.

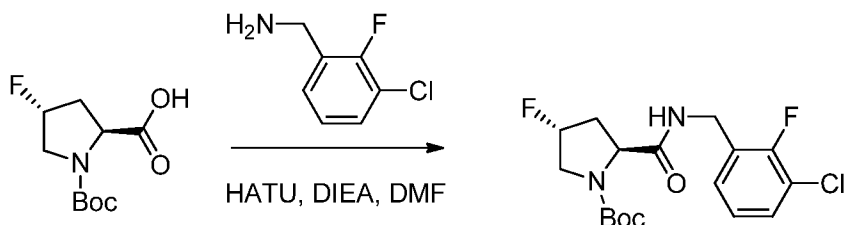
[0367] In one embodiment, Structure 1 is treated with, for example, diphenylphosphoryl azide (DPPA) to generate an isocyanate, Structure 2. Structure 2 is then treated with an amine or alcohol to generate urea and carbamate compounds within Formula I, wherein the R^{13} substituent is $NR^9C(O)NR^9R^{10}$, $NR^9C(O)NR^{10}R^{23}$, $NR^9C(O)R^{24}R^{25}$, $NR^9C(O)OR^{10}$ and $NR^9C(O)OR^{23}$. In some embodiments, R^9 is hydrogen. Structure 1 can be coupled to amines to generate amides within Formula I, wherein the R^{13} substituent is $C(O)NR^{24}R^{25}$, $C(O)NR^9R^{37}$, or $C(O)NR^{21}SO_2R^{22}$. In some embodiments, R^9 is hydrogen. The chemistry is illustrated in Scheme 6a.



Scheme 6a

EXAMPLE 7. SYNTHESIS OF INTERMEDIATES

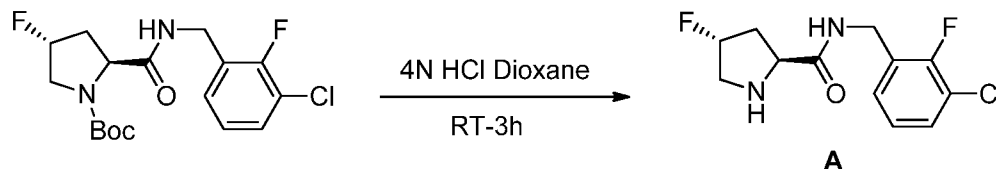
7A. (2S,4R)-TERT-BUTYL 2-((3-CHLORO-2-FLUOROBENZYL)CARBAMOYL)-4-FLUOROPYRROLIDINE-1-CARBOXYLATE.



[0368] (2S,4R)-1-(tert-butoxycarbonyl)-4-fluoropyrrolidine-2-carboxylic acid (2.33 gm, 10 mmol) was dissolved in DMF (50ml) and iPr_2NEt (8.6 ml, 5 eq.) was added, followed by the addition of (3-chloro-2-fluorophenyl) methanamine (3.18 gm 20mmol) at 5 °C. Then HATU (8 gm, 2.1 eq) was added slowly at same temperature. The reaction mixture was then stirred for 18 h at RT. After completion of the reaction monitored by HPLC, the reaction mixture was diluted with 1M citric acid solution (200ml + NaCl solid 20gm) and extracted with DCM (150 mL x 2), the organic layer was then washed with an aqueous solution of $NaHCO_3$ (100 ml) and washed

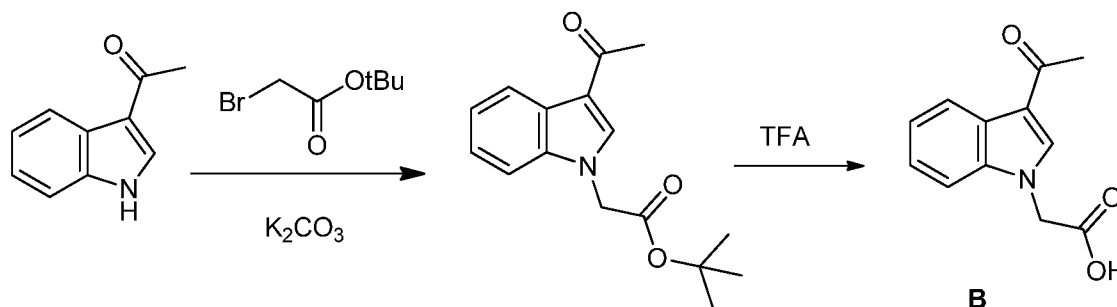
with water (100 ml), brine (100 ml) and dried over Na_2SO_4 and concentrated under reduced pressure. The remaining residue was purified by column chromatography (eluted with DCM/EtOAc) to give (2S,4R)-tert-butyl 2-((3-chloro-2-fluorobenzyl)carbamoyl)-4-fluoropyrrolidine-1-carboxylate.

7B. (2S,4R)-N-(3-CHLORO-2-FLUOROBENZYL)-4-FLUOROPYRROLIDINE-2-CARBOXAMIDE HYDROCHLORIDE (A).



[0369] (2S,4R)-tert-butyl 2-((3-chloro-2-fluorobenzyl)carbamoyl)-4-fluoropyrrolidine-1-carboxylate (500 mg,) was taken in 4N HCl dioxane (30ml) and resulting reaction mixture was stirred at rt for 3 h. After completion of the reaction monitored by HPLC solvent was removed under reduced pressure. The residue, **A**, was used for next reaction.

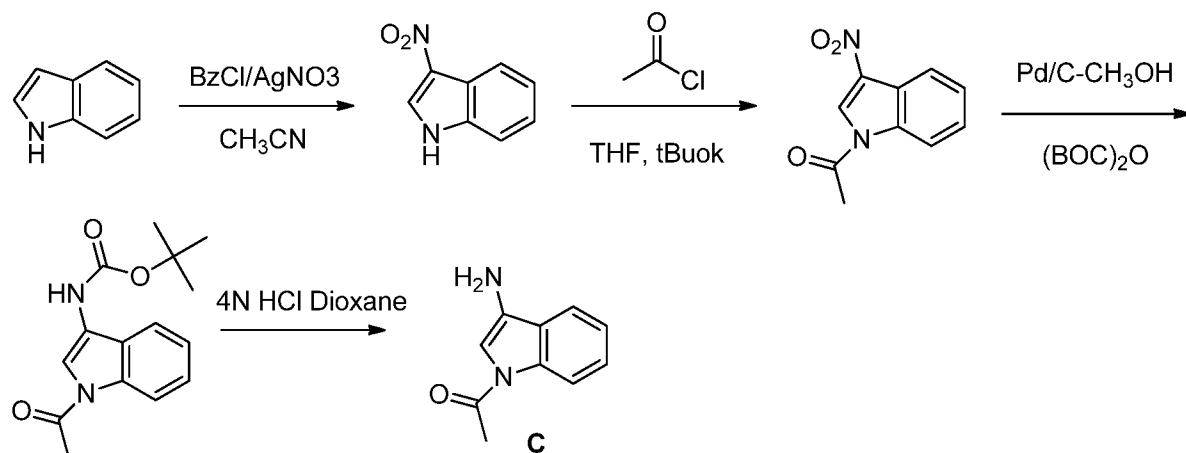
7C. 2-(3-ACETYL-1H-INDOL-1-YL)ACETIC ACID (B)



[0370] A mixture of 3-Acetylindole (10.09 g) and t-butylbromoacetate (13.71 g) were reflux in acetonitrile in presence of potassium carbonate (9.7 g) for 24h. The reaction mixture was cooled to room temperature and filtered and evaporated to dryness. The residue was purified by chromatography over silica gel and eluted with a mixture of ethylacetate in methylene chloride to give tert-butyl 2-(3-acetyl-1H-indol-1-yl)acetate.

[0371] Tert-butyl 2-(3-acetyl-1H-indol-1-yl)acetate was stirred overnight in a mixture of trifluoroacetic acid in methylene chloride and diluted with methanol and evaporated to dryness. The residue was treated with 1M sodium hydroxide and extracted with methylene chloride. The aqueous layer was acidified with 6M HCl and the residue filtered, washed with water and dried to give 2-(3-acetyl-1H-indol-1-yl)acetic acid (**B**).

7D. 1-(3-AMINO-1H-INDOL-1-YL)ETHANONE HYDROCHLORIDE (C).



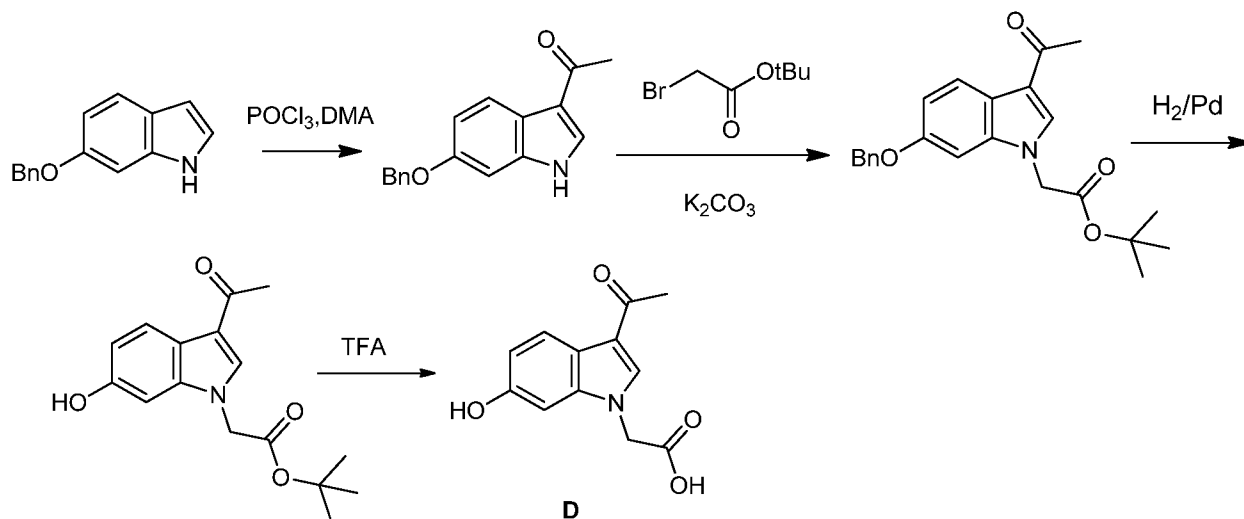
[0372] To a stirred solution of AgNO_3 (9.3 g, 1.07 equiv) in acetonitrile was added benzoyl chloride (7.47 g, 1.04 equiv) dropwise at 0°C . The mixture was stirred for 10 min, and then solution of 1H-indole (6 g, 1 equiv) in acetonitrile was added at 0°C . and stirred for 1 h at RT. The reaction mixture was poured into ice to get a dark brown precipitate. The precipitate was filtered washed with water dried. The crude residue was purified by flash column chromatography (ISCO with hexanes/EtOAc) to give 3-nitro-1H-indole.

[0373] A stirred solution of 3-nitro-1H-indole (1 g, 1 equiv) in dry THF was cooled to 5°C . Then $t\text{BuOK}$ (830 mg, 1.2 equiv) was added slowly, and the resulting mixture was stirred 10 min. Acetyl chloride (525 mg, 1.2 equiv) was added and the reaction mixture was stirred for 30 min. After completion of the reaction as monitored by HPLC, solvent was removed under reduced pressure, diluted with DCM washed with an aqueous solution of NaHCO_3 . The organic layer was separated washed with brine and concentrated under reduced pressure. The remaining residue was purified by flash column chromatography (ISCO eluted with DCM/EtOAc) to give 1-(3-nitro-1H-indol-1-yl)ethanone.

[0374] To a mixture of 1-(3-nitro-1H-indol-1-yl)ethanone (600 mg, 2.942 mmol) and di-tert-butyl dicarbonate (1.925g, 8.826 mmol) in methanol (50 mL) was added 5% Pd/C (20 mg). The resulting reaction mixture was stirred under hydrogen 24 h, after completion of the reaction Pd/C was filtered using Celite®, and the filtrate was concentrated under reduced pressure. The remaining residue was purified by flash column chromatography (ISCO eluted with DCM/EtOAc) to give tert-butyl (1-acetyl-1H-indol-3-yl)carbamate.

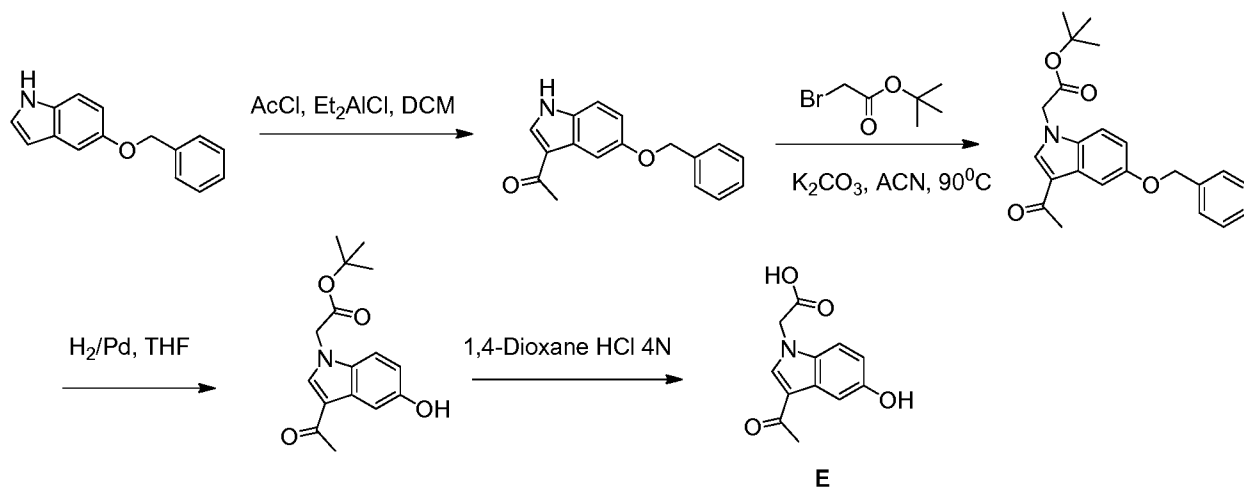
[0375] Tert-butyl (1-acetyl-1H-indol-3-yl) carbamate (300mg, 1.1 mmol) was taken in 4N HCl dioxane (10ml) and resulting reaction mixture was stirred at rt for 3 h. After completion of the reaction solvent was removed under reduced pressure. This material, 1-(3-amino-1H-indol-1-yl)ethanone hydrochloride (**C**), was used directly in the next synthetic step.

7E. 2-(3-ACETYL-6-HYDROXY-1H-INDOL-1-YL)ACETIC ACID (**D**)



[0376] 6-Benzyloxyindole was acetylated using reported procedure (Eur. J. Med Chem., (2011), 46, 756) and alkylated following the procedure describe for compound **B**. The benzyl group was removed by hydrogenation over palladium on charcoal and the t-butyl group removed again as described for compound **B**.

7F. 2-(3-ACETYL-5-HYDROXY-1H-INDOL-1-YL)ACETIC ACID (**E**).



[0377] To a stirred solution of 5-(benzyloxy)-1H-indole (11.08 g, 1 equiv) in 200 mL DCM was added diethylaluminium chloride (1 M solution in Hexane; 74.6 mL, 1.5 equiv) drop

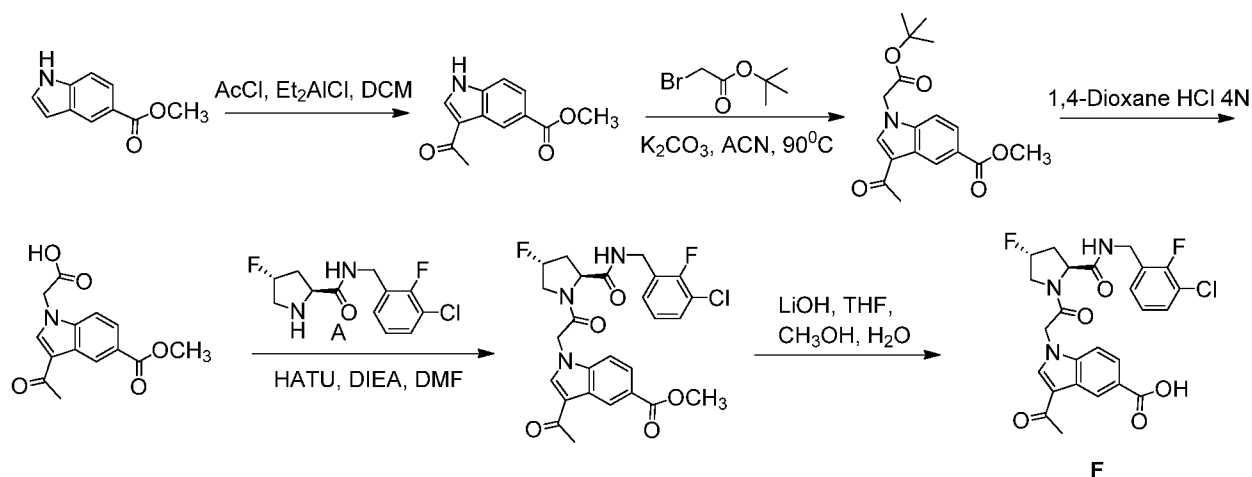
wise at 0 °C. The mixture was stirred for 30 min, and then a solution of acetyl chloride (5.3 mL, 1.5 equiv) in 150 mL DCM was added at 0 °C. and the reaction was stirred for 1 h at 0 °C. A 5% aqueous citric acid solution was added at 0 °C and the reaction was stirred for 15 min at RT. The precipitate was filtered and washed with water, and the organic filtrate was dried and concentrated under reduced pressure. The residue was purified by flash column chromatography (silica gel eluted with DCM/CH₃OH) to give 1-(5-(Benzyloxy)-1H-indol-3-yl)ethanone.

[0378] To a suspension of 1-(5-(benzyloxy)-1H-indol-3-yl)ethanone (6.5 gm, 1 equiv) and K₂CO₃ (3.72 gm, 1.1 equiv) in 50 mL acetonitrile was added *tert*-butyl 2-bromoacetate (3.92 mL, 1.1 equiv) dropwise at RT. The resulting mixture was then heated to reflux for 18 h. After cooling to RT, the mixture was diluted with DCM (100mL), and then filtered through the celite pad; filtrate was concentrated under reduced pressure. The remaining residue was purified by flash column chromatography (silica gel eluted with DCM/EtOAc) to give *tert*-Butyl 2-(3-acetyl-5-(benzyloxy)-1H-indol-1-yl)acetate.

[0379] To *tert*-Butyl 2-(3-acetyl-5-(benzyloxy)-1H-indol-1-yl)acetate (6 g) in THF (80 mL) was added Pd/C (0.05 equiv). The reaction mixture was stirred at RT for 5 h under H₂ (1 atm). The reaction mixture was then filtered through a pad of Celite and washed with CH₂Cl₂ and MeOH. The filtrate was concentrated under reduced pressure and the remaining residue was purified by flash column chromatography (silica gel eluted with DCM/EtOAc) to give *tert*-Butyl 2-(3-acetyl-5-hydroxy-1H-indol-1-yl)acetate.

[0380] *Tert*-Butyl 2-(3-acetyl-5-hydroxy-1H-indol-1-yl)acetate (814 mg, 2.8 mmol) was taken up in 4 N HCl dioxane (10 mL) and the resulting reaction mixture was stirred at RT for 48 h. The solvent was then removed under reduced pressure to give 2-(3-acetyl-5-hydroxy-1H-indol-1-yl)acetic acid (**E**) which could be used directly in the next synthetic step.

EXAMPLE 8. SYNTHESIS OF (2S,4R)-N2-(1-ACETYL-1H-INDOL-3-YL)-N1-(3-CHLORO-2-FLUOROBENZYL)-4-FLUOROPYRROLIDINE-1,2-DICARBOXAMIDE (Compound F)



[0381] To a stirred solution of methyl 1*H*-indole-5-carboxylate (10 g, 1 equiv) in 200 mL DCM was added diethylaluminium chloride (1 M solution in hexane; 85.71 mL, 1.5 equiv) dropwise at 0 °C. The mixture was stirred for 30 min and then a solution of acetyl chloride (6 mL, 1.5 equiv) in 150 mL DCM was added at 0 °C and stirred for 1 h at 0 °C. A 5% aqueous citric acid solution was added at 0 °C and the reaction mixture was stirred for 15 min at RT. The precipitate was collected by filtration, washed with water, and dried. The residue was purified by flash column chromatography (silica gel eluted with DCM/CH₃OH) to give Methyl 3-acetyl-1*H*-indole-5-carboxylate.

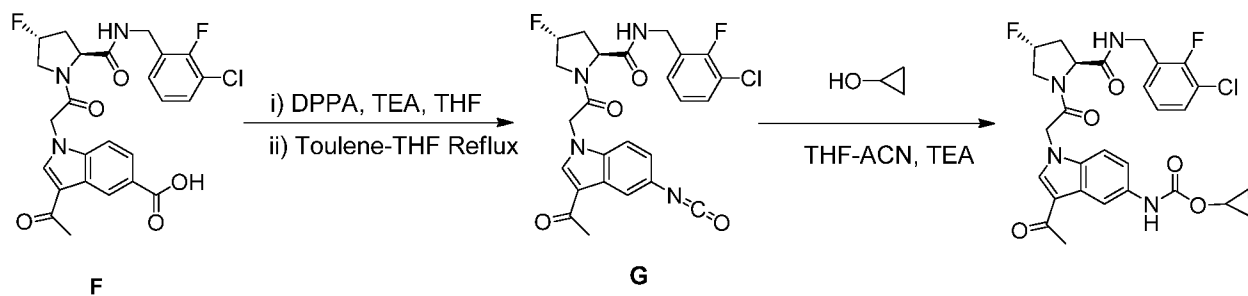
[0382] To a suspension of methyl 3-acetyl-1*H*-indole-5-carboxylate (6 g, 1 equiv) and K₂CO₃ (4.19 g, 1.1 equiv) in 50 mL acetonitrile was added *tert*-butyl 2-bromoacetate (4.42 mL, 1.1 equiv) dropwise at RT. The resulting mixture was then heated to reflux for 18 h. After cooling to RT, the mixture was diluted with DCM (100mL), filtered through a pad of Celite; and the filtrate was concentrated under reduced pressure. The remaining residue was purified by flash column chromatography (silica gel eluted with DCM/EtOAc) to give Methyl 3-acetyl-1-(2-(*tert*-butoxy)-2-oxoethyl)-1*H*-indole-5-carboxylate (12).

[0383] Methyl 3-acetyl-1-(2-(*tert*-butoxy)-2-oxoethyl)-1*H*-indole-5-carboxylate (3 g, 9.06 mmol) was taken up in 4 N HCl dioxane (50 mL) and the resulting reaction mixture was stirred at RT for 48 h. The solvent was then removed under reduced pressure and the remaining material 2-(3-Acetyl-5-(methoxycarbonyl)-1*H*-indol-1-yl)acetic acid was used directly in the next synthetic step.

[0384] 2-(3-Acetyl-5-(methoxycarbonyl)-1*H*-indol-1-yl)acetic acid (2 g, 1 equiv) was dissolved in DMF (50 mL) and ⁱPr₂NEt (3.95 mL, 5 equiv) was added, followed by the sequential addition of (2*S*,4*R*)-*N*-(3-chloro-2-fluorobenzyl)-4-fluoropyrrolidine-2-carboxamide hydrochloride **A** (2.254 g, 1 equiv) and HATU (5.8 g, 2.1 equiv) slowly at 5 °C. The reaction mixture was then stirred for 18 h at RT, diluted with 1 M citric acid solution (100 mL, containing 10 g NaCl), and extracted with DCM (50 mL x 2). The organic layer was washed with an aqueous solution of NaHCO₃ (40 mL), washed with water (40 mL), washed with brine (40 mL), dried over Na₂SO₄, and concentrated under reduced pressure. The remaining residue was purified by flash column chromatography (silica gel eluted with DCM/CH₃OH) to give methyl 3-acetyl-1-(2-((2*S*,4*R*)-2-((3-chloro-2-fluorobenzyl)carbamoyl)-4-fluoropyrrolidin-1-yl)-2-oxoethyl)-1*H*-indole-5-carboxylate.

[0385] Methyl 3-acetyl-1-(2-((2*S*,4*R*)-2-((3-chloro-2-fluorobenzyl)carbamoyl)-4-fluoropyrrolidin-1-yl)-2-oxoethyl)-1*H*-indole-5-carboxylate (3.86 g, 1 equiv) was taken up in a mixture of THF (20 mL) and methanol (20 mL), and then LiOH (1.832 g, 6 equiv) in water (20 mL) was added. The resulting reaction mixture was stirred at RT for 48 h. The solvent was then removed under reduced pressure and water (30 mL) was added. Acidification with 4 N HCl produced a white precipitate that was collected by filtration and dried *in vacuo*. This material 3-Acetyl-1-(2-((2*S*,4*R*)-2-((3-chloro-2-fluorobenzyl)carbamoyl)-4-fluoropyrrolidin-1-yl)-2-oxoethyl)-1*H*-indole-5-carboxylic acid (**F**) was used directly in the next synthetic step.

EXAMPLE 9. SYNTHESIS OF CYCLOPROPYL (3-ACETYL-1-(2-((2*S*,4*R*)-2-((3-CHLORO-2-FLUOROBENZYL)CARBAMOYL)-4-FLUOROPYRROLIDIN-1-YL)-2-OXOETHYL)-1*H*-INDOL-5-YL)CARBAMATE

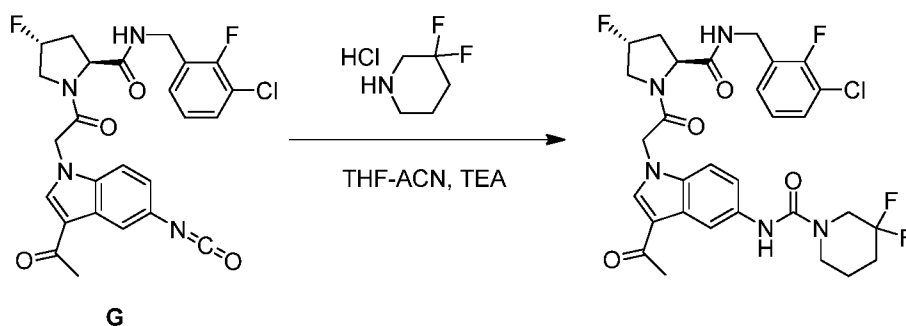


[0386] To a suspension of 3-acetyl-1-(2-((2*S*,4*R*)-2-((3-chloro-2-fluorobenzyl)carbamoyl)-4-fluoropyrrolidin-1-yl)-2-oxoethyl)-1*H*-indole-5-carboxylic acid (155

mg, 0.3 mmol, 1 equiv) in THF (20 mL) was added Et₃N (38 μ L, 1 equiv) and the resulting solution was stirred at RT under a nitrogen atmosphere for 15 min. DPPA (64 μ L, 1 equiv) was added and the reaction was further stirred at RT under nitrogen for 18 h. The reaction mixture was concentrated under reduced pressure and the residue acyl azide intermediate was suspended in a mixture of toluene (20 mL) and THF (5 mL). This mixture was refluxed under nitrogen for 4 h and evaporated to dryness under reduced pressure. The remaining crude isocyanate (2*S*,4*R*)-1-(2-(3-Acetyl-5-isocyanato-1*H*-indol-1-yl)acetyl)-*N*-(3-chloro-2-fluorobenzyl)-4-fluoropyrrolidine-2-carboxamide (G) was used directly in the next step.

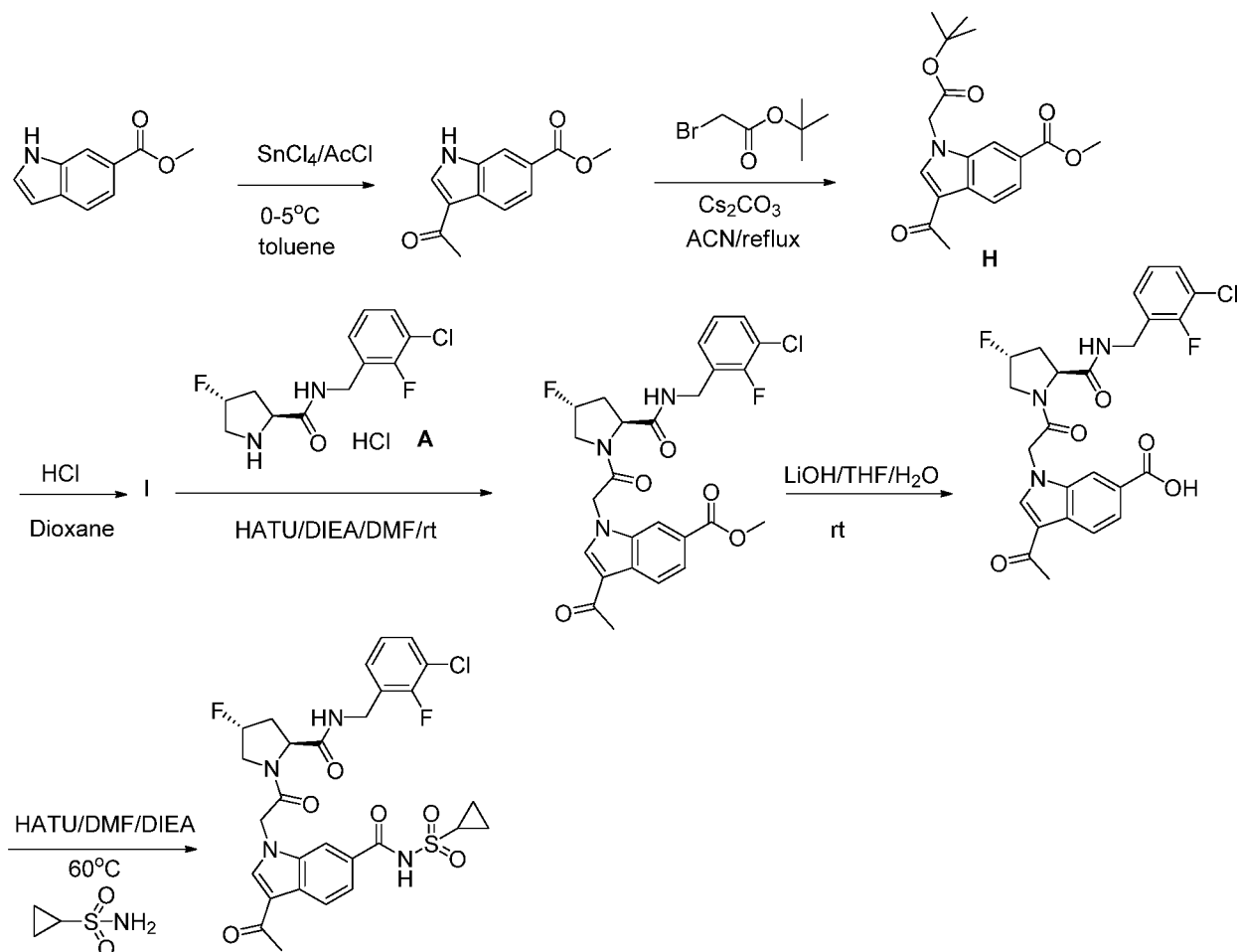
[0387] Compound **G** was dissolved in a mixture of THF (7 mL), ACN (3 mL), and cyclopropanol (35mg, 2 equiv), followed by the addition of NEt₃ (76 μ L, 2 equiv) at 0 °C. The reaction mixture was then stirred for 24 h at RT. The reaction mixture was concentrated under reduced pressure and the remaining residue was purified by flash column chromatography (silica gel eluted with DCM/CH₃OH) to give product cyclopropyl (3-acetyl-1-(2-((2*S*,4*R*)-2-((3-chloro-2-fluorobenzyl)carbamoyl)-4-fluoropyrrolidin-1-yl)-2-oxoethyl)-1*H*-indol-5-yl)carbamate (187). ¹H NMR (400 MHz, DMSO-*d*₆, 300 K): (major rotamer) δ 0.68-0.72 (m, 4H), 2.00–2.17 (m, 1H), 2.40 (s, 3H), 2.49–2.56 (m, 1H), 3.89 (ddd, *J* = 22.8, 9.6, 2.8 Hz, 1H), 4.05–4.14 (m, 1 H), 4.32 (dd, *J* = 20.8, 6.0 Hz, 1H), 4.42–4.49 (m, 2H), 5.12 (d, *J* = 17.2 Hz, 1H), 5.33 (d, *J* = 17.2 Hz, 1H), 5.50 (d, *J* = 52.8 Hz, 1H), 6.97–7.01 (m, 1H), 7.15–7.45 (m, 4H), 8.18 (s, 1 H), 8.31 (s, 1H), 8.59 (t, *J* = 5.6 Hz, 1H), 9.49 (s, 1H). ¹⁹F NMR (376 MHz, DMSO-*d*₆, 300 K): (major rotamer) δ -121.8, -176.1. LC (method 1): *t*_R = 1.78 min. LC/MS (EI) *m/z*: [M + H]⁺ calcd for C₂₈H₂₇ClF₂N₄O₅, 573; found, 573.

EXAMPLE 10. SYNTHESIS OF *N*-(3-ACETYL-1-(2-((2*S*,4*R*)-2-((3-CHLORO-2-FLUOROBENZYL)CARBAMOYL)-4-FLUOROPYRROLIDIN-1-YL)-2-OXOETHYL)-1*H*-INDOL-5-YL)-3,3-DIFLUOROPIPERIDINE-1-CARBOXAMIDE



[0388] Compound **G** from the previous reaction was dissolved in a mixture of THF (7 mL), ACN (3 mL), and 3,3-difluoropiperidine hydrochloride (51.81 mg, 1.1 equiv), followed by the addition of NEt₃ (76 μ L, 2 equiv) at 0 °C. The reaction mixture was then stirred for 24 h at RT. The reaction mixture was concentrated under reduced pressure and the remaining residue was purified by flash column chromatography (silica gel eluted with DCM/CH₃OH) to give *N*-(3-Acetyl-1-(2-((2*S*,4*R*)-2-((3-chloro-2-fluorobenzyl)carbamoyl)-4-fluoropyrrolidin-1-yl)-2-oxoethyl)-1*H*-indol-5-yl)-3,3-difluoropiperidine-1-carboxamide. ¹H NMR (400 MHz, DMSO-*d*₆, 300 K): (major rotamer) δ 1.69–1.76 (m, 2H), 2.01–2.17 (m 3H), 2.41 (s, 3H), 3.52 (t, *J* = 5.2 Hz, 1H), 3.78–3.95 (m, 3H), 4.13 (dd, *J* = 9.2, 12.4 Hz, 1H), 4.32 (dd, *J* = 20.4, 6.0 Hz, 1H), 4.42–4.49 (m, 2H), 5.12 (d, *J* = 17.2 Hz, 1H), 5.33 (d, *J* = 17.2 Hz, 1H), 5.50 (d, *J* = 52.8 Hz, 1H), 6.99–7.03 (m, 1H), 7.22–7.25 (m, 1H), 7.29–7.48 (m, 3H), 8.16 (s, 1H), 8.19 (d, *J* = 2 Hz, 1H), 8.59 (t, *J* = 6 Hz, 1H), 8.62 (s, 1H). ¹⁹F NMR (376 MHz, DMSO-*d*₆, 300 K): (major rotamer) δ –101.06, –121.25, –176.1. LC (method 1): *t*_R = 1.82 min. LC/MS (EI) *m/z*: [M + H]⁺ calcd for C₃₀H₃₀ClF₄N₅O₄, 636; found, 636.

EXAMPLE 11. SYNTHESIS OF 3-ACETYL-1-(2-((2*S*,4*R*)-2-((3-CHLORO-2-FLUOROBENZYL)CARBAMOYL)-4-FLUOROPYRROLIDIN-1-YL)-2-OXOETHYL)-*N*-CYCLOPROPYLSULFONYL)-1*H*-INDOLE-6-CARBOXAMIDE



[0389] Methyl 3-acetyl-1*H*-indole-6-carboxylate was prepared according to the procedure published by MacKay *et al.* (MacKay, J. A.; Bishop, R.; Rawal, V. H. *Org. Lett.* **2005**, 7, 3421-3424.)

[0390] A mixture of 150 mg (0.68 mmol) of methyl 3-acetyl-1*H*-indole-6-carboxylate, 0.12 mL (0.76 mmol) of *tert*-butyl bromoacetate, and 249 mg (0.76 mmol) cesium carbonate in anhydrous acetonitrile (15 mL) was refluxed for 18 h. The reaction mixture was then cooled to RT and the solvent was removed under reduced pressure. The residue was taken in a 2:1 mixture of EtOAc and water (30 mL: 15 mL). The two layers were separated and the organic layer was washed with brine (2×15 mL). Finally, the organic layer was dried (Na_2SO_4) and concentrated

to obtain 283 mg of product methyl 3-acetyl-1-(2-*tert*-butoxy)-2-oxoethyl)-1*H*-indole-6-carboxylate (H) as a yellow solid.

[0391] 100 mg of methyl 3-acetyl-1-(2-*tert*-butoxy)-2-oxoethyl)-1*H*-indole-6-carboxylate (0.3 mmol) was stirred in 4 N HCl in dioxane (15 mL) at RT for 18 h. The volatiles were removed under reduced pressure. The residue (intermediate I) was dissolved in 5 mL of DMF. To this solution was added 140 mg (0.36 mmol) of TFA salt of A, followed by 0.26 mL of *N,N*-diisopropylethylamine (1.5 mmol). Then 137 mg of (0.36 mmol) HATU was added and the reaction mixture was stirred overnight at RT. The reaction mixture was diluted with EtOAc (20mL) and water (15mL). The organic layer was separated, washed with brine (3 × 15mL), dried (Na₂SO₄), concentrated in *vacuo*, and the residue was purified by column chromatography (silica gel, 0–10% MeOH in CH₂Cl₂) to give 128 mg of methyl-3-acetyl-1-(2-((2*S*,4*R*)-2-((3-chloro-2-fluorobenzyl)carbamoyl)-4-fluoropyrrolidin-1-yl)-2-oxoethyl)-1*H*-indole-6-carboxylate as a yellow solid.

[0392] A mixture of 128 mg (0.24 mmol) of methyl-3-acetyl-1-(2-((2*S*,4*R*)-2-((3-chloro-2-fluorobenzyl)carbamoyl)-4-fluoropyrrolidin-1-yl)-2-oxoethyl)-1*H*-indole-6-carboxylate in THF (5mL) and 1 N LiOH (10 mL) was stirred at RT for 18 h. The solvent (THF) was removed under reduced pressure and the remaining water layer was washed with EtOAc (5 mL), acidified by 2 N HCl, and extracted with EtOAc (20 mL). The organic layer was washed with water, dried, and concentrated to obtain 126 mg of product 3-Acetyl-1-(2-((2*S*,4*R*)-2-((3-chloro-2-fluorobenzyl)carbamoyl)-4-fluoropyrrolidin-1-yl)-2-oxoethyl)-1*H*-indole-6-carboxylic acid as a yellow solid.

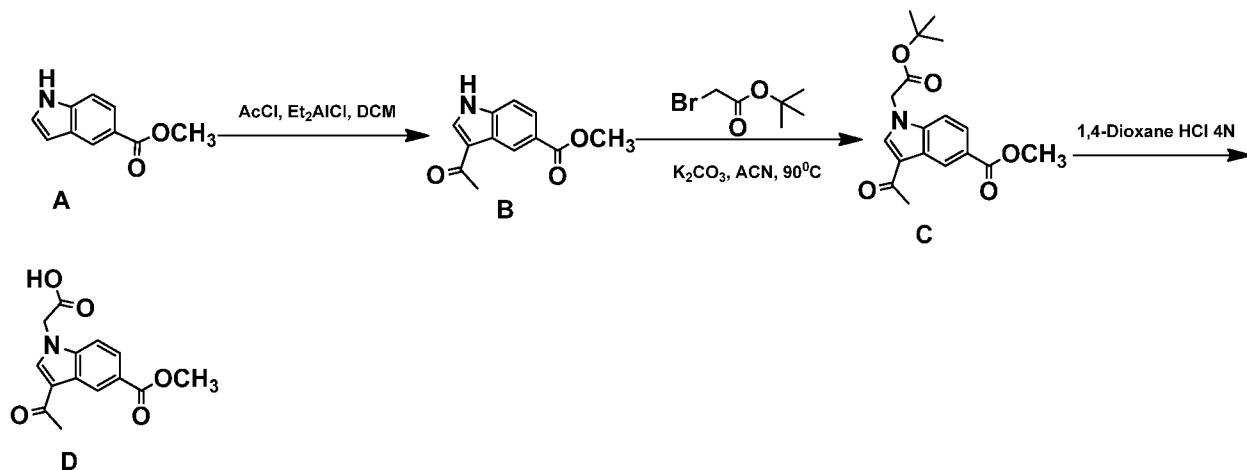
[0393] To a stirred solution of 177 mg (0.34 mmol) of 3-Acetyl-1-(2-((2*S*,4*R*)-2-((3-chloro-2-fluorobenzyl)carbamoyl)-4-fluoropyrrolidin-1-yl)-2-oxoethyl)-1*H*-indole-6-carboxylic acid in DMF (8 mL) was added 207 mg (1.71 mmol) of cyclopropanesulfonamide, 390 mg (1.03 mmol) of HATU, and 0.4 mL (2.4 mmol) DIEA. The reaction mixture was heated to 60 °C for 36 h. The reaction mixture was then cooled to RT and the solvent was removed under reduced pressure. The residue was purified by preparative HPLC to give 63 mg of the desired product 3-Acetyl-1-(2-((2*S*,4*R*)-2-((3-chloro-2-fluorobenzyl)carbamoyl)-4-fluoropyrrolidin-1-yl)-2-oxoethyl)-*N*-cyclopropylsulfonyl)-1*H*-indole-6-carboxamide (129) as a white solid. ¹H NMR (400 MHz, DMSO-*d*₆, 300 K): (major rotamer) 1.12 (m, 4H), 2.11 (m, 1H), 2.48 (s, 3H), 3.15 (m, 1H), 3.92 (m, 1H), 4.16 (m, 2H), 4.32 (m, 2H), 4.49 (m, 2H), 5.48 (m, 2H), 6.92 (t, 1H), 7.21

(t, 1H), 7.43 (t, 1H), 7.81 (d, 1H), 8.30 (d, 1H), 8.44 (s, 1H), 8.65 (t, 1H). ^{31}F NMR (376 MHz, DMSO- d_6 , 300 K): (major rotamer) -121.6 , -176.0 . LC (method 1): $t_R = 1.52$ min. LC/MS (EI) m/z : $[\text{M} + \text{H}]^+$ calcd for $\text{C}_{28}\text{H}_{27}\text{ClF}_2\text{N}_4\text{O}_6\text{S}$, 621.05; found, 621.00.

EXAMPLE 12. ADDITIONAL SYNTHESSES OF NON-LIMITING EXAMPLES OF COMPOUNDS OF FORMULA I

2-(3-acetyl-5-(methoxycarbonyl)-1H-indol-1-yl)acetic acid (D)

Scheme 1



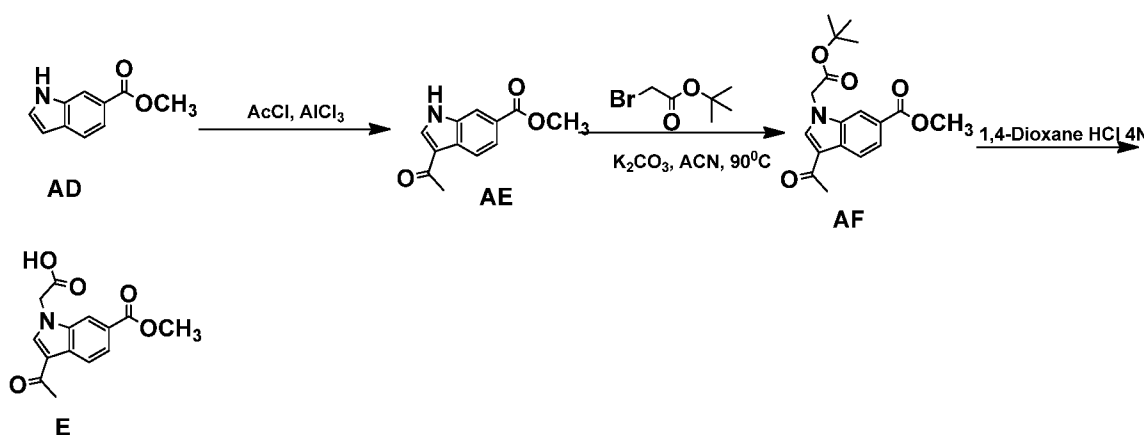
[0394] To a stirred solution of methyl 1H-indole-5-carboxylate, (**A**, 10 g, 1 eq.) in 200 mL DCM, was added diethylaluminium chloride (1M solution in Hexane; 85.71 mL, 1.5 eq.) dropwise at 0 °C. The mixture was stirred for 30 min, and then a solution of acetyl chloride (6 mL, 1.5 eq.) in 150 mL DCM was added at 0 °C. and stirring continued for 1 h at 0 °C. A 5 % aqueous citric acid solution was added at 0 °C and the reaction mixture was stirred for 15 min at RT. The precipitate was filtered washed with water dried. The residue was purified by flash column chromatography over silica gel (eluent: DCM/CH₃OH) to give compound **B**.

[0395] 'Butyl bromoacetate (4.42 mL, 1.1 eq.) was added dropwise to a suspension of methyl 3-acetyl-1H-indole-5-carboxylate **B** (6 g, 1 eq.) and K₂CO₃ (4.19 g, 1.1 eq.) in 50mL acetonitrile at RT. The resulting mixture was refluxed for 18 h. After cooling to RT, the mixture was diluted with DCM (100 mL), filtered through a pad of celite and the filtrate concentrated under reduced pressure. The residue was purified by flash column chromatography over silica gel (eluent: DCM/EtOAc) to give compound **C**.

[0396] Methyl 3-acetyl-1-(2-(tert-butoxy)-2-oxoethyl)-1H-indole-5-carboxylate, (**C**, 3 g, 9.06 mmol) was taken in 4N HCl in dioxane (50 mL) and resulting reaction mixture stirred at RT for 48 h. After completion of the reaction, solvent was removed under reduced pressure and the residue, compound **D**, was used directly in the next synthetic step.

2-(3-acetyl-6-(methoxycarbonyl)-1H-indol-1-yl)acetic acid (**E**).

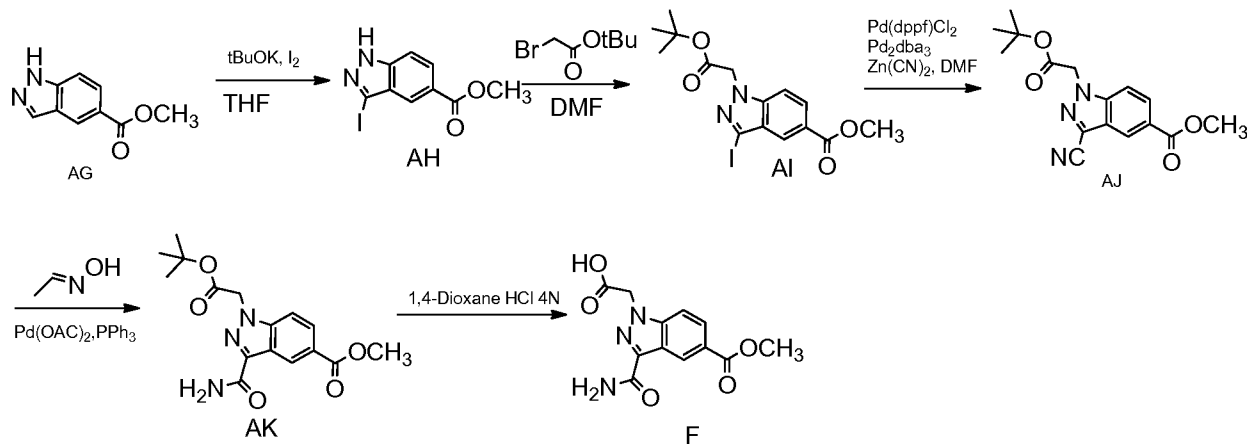
Scheme 2



[0397] To a solution of acetyl chloride (22.3 mL, 1.1 eq.) and aluminum chloride (83.7 g, 2.2 eq.) in methylene chloride (3 L) was added indole-5-carboxylic acid methyl ester (**AD**, 50 g, 1 eq.) at RT. The reaction mixture was stirred at RT for 2 h, then poured over ice and solid obtained was collected by filtration. The solid was washed with water, and dried. The resultant solid was again slurried with methanol, filtered and dried under vacuum to give compound **AE**.

[0398] Methyl 3-acetyl-1H-indole-6-carboxylate (**AE**, 32 g, 1 eq.) and potassium carbonate (24.2 g, 1.2 eq.) in acetonitrile (320 mL) was added tert-butyl bromoacetate (26 mL, 1.2 eq.) drop wise at room temperature. The reaction mixture was heated at 85°C for 12 h, concentrated and the residue dissolved in DCM. The organic layer was washed with water, 1M aqueous HCl, saturated aqueous NaHCO_3 and brine. The organic layer was concentrated under vacuum. The solid obtained was again slurried with MTBE, filtered and dried to give compound **AF**.

[0399] Methyl 3-acetyl-1-(2-(tert-butoxy)-2-oxoethyl)-1H-indole-6-carboxylate (**AF**, 3 g, 9.06 mmol) was taken in 4N HCl in dioxane (50 mL) and resulting reaction mixture was stirred at RT for 48 h. After completion of the reaction, solvent was removed under reduced pressure and the residue, **E**, was used directly in the next synthetic step.

2-(3-carbamoyl-5-(methoxycarbonyl)-1H-indol-1-yl)acetic acid (F)**Scheme 3**

[0400] To a solution of methyl 1H-indazole-5-carboxylate (AG, 10 g, 1 eq.) in THF (100 mL) was added iodine (21.6 g, 1.5 eq.) and potassium tert-butoxide (16 g, 2.5 eq.) at 0° C. The reaction mixture was stirred at room temperature for 2 h. The mixture was diluted with 10% sodium thiosulfate in water and extracted twice with EtOAc. The combined organic extracts were washed with brine, and dried evaporated to dryness. The resultant solid was slurried with MTBE, filtered and dried to give compound **AH** (13 g)

[0401] To a mixture of Methyl 3-iodo-1H-indazole-5-carboxylate (**AH**, 30 g, 1 eq.) and potassium carbonate (34.3 g, 2.5 eq.) in DMF (300 mL) was added tert-butyl bromoacetate (17.6 mL, 1.2 eq.) drop wise at room temperature. The resulting mixture was stirred at 50°C for 3 h. Then reaction mixture was poured into water and extracted with EtOAc (2 x 100 mL), the combined organic extracts were concentrated under vacuum. The material thus obtained (compound **AI**) was used without further purification in the next step.

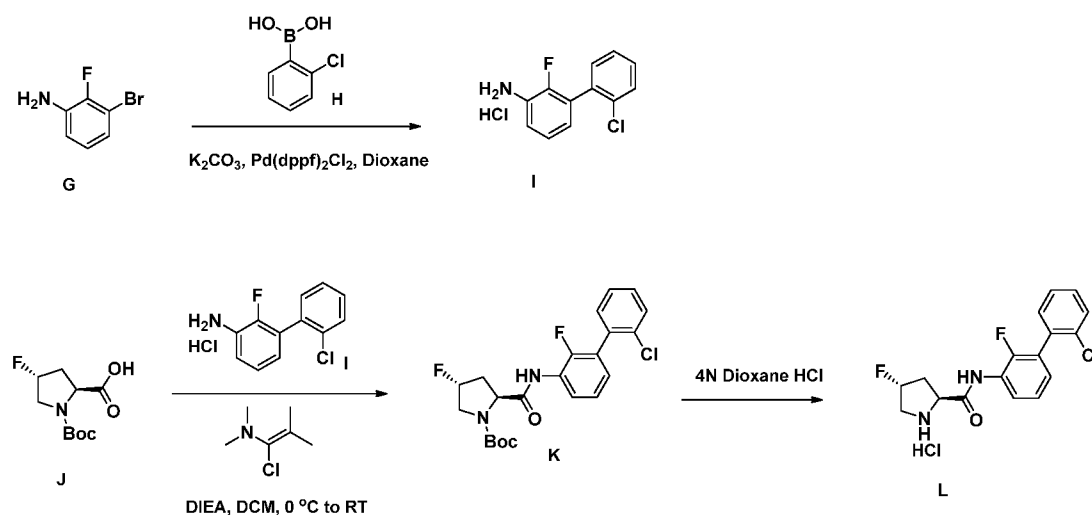
[0402] A mixture of methyl 1-(2-(tert-butoxy)-2-oxoethyl)-3-iodo-1H-indazole-5-carboxylate (**AI**, 40 g, 1 eq.), Zn(CN)₂ (13.5 g, 1.2 eq.), Pd(dppf)Cl₂ (7.9 g, 0.1 eq.), Pd₂(dba)₃ (8.8 g, 0.1 eq.), water (80 mL) and DMF (400 mL) was stirred at 80° C for 5 h under nitrogen. The reaction mixture was diluted with EtOAc and then successively washed with water, sat. aqueous NaHCO₃ and brine. The organic layer was concentrated under vacuum. The residue was purified by column chromatography over silica gel (eluent: Hexane/EtOAc) to give compound **AJ**.

[0403] A mixture of methyl 1-(2-(tert-butoxy)-2-oxoethyl)-3-cyano-1H-indazole-5-carboxylate (**A**, 20 g, 1 eq.), acetaldoxime (7.5 g, 2 eq.), Pd(OAc)₂ (0.7 g, 0.05 eq.) and PPh₃ (1.7 g, 0.1 eq.) in aqueous ethanol (500 mL, H₂O/EtOH (100 mL/400 mL)) was refluxed for 3 h under nitrogen atmosphere. The reaction mixture was filtered through Celite and the solvent was removed under vacuum. The crude residue was purified by column chromatography over silica gel (eluent: Hexane/EtOAc) to give compound **AK**.

[0404] Methyl 1-(2-(tert-butoxy)-2-oxoethyl)-3-carbamoyl-1H-indazole-5-carboxylate (**AK**, 3 g, 9.06 mmol) was taken in 4N HCl in dioxane (50 mL) and resulting reaction mixture was stirred at RT for 48 h. After completion of the reaction, solvent was removed under reduced pressure and the product (compound **F**) was used directly in the next synthetic step.

(2S,4R)-N-(2'-Chloro-2-fluoro-[1,1'-biphenyl]-3-yl)-4-fluoropyrrolidine-2-carboxamide hydrochloride (L**).**

Scheme 4



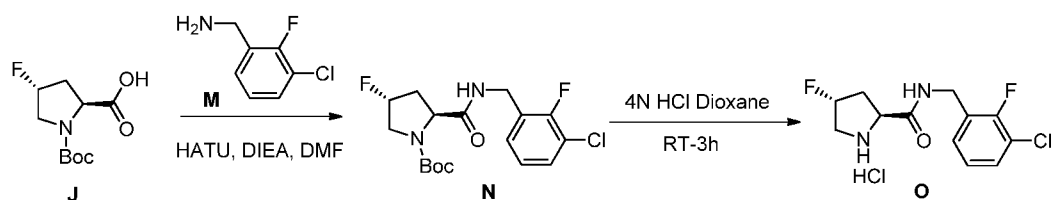
[0405] A mixture of 4-bromo-5-fluoroaniline, (**G**, 30 g), 2-chlorophenylboronic acid (**H**, 60 g), K₂CO₃ (91 g) and Pd(dppf)₂Cl₂ (19.25 g) in aq. dioxane (dioxane 400 mL, H₂O 100 mL) was purged with argon in a pressure vessel for 5 min and stirred for 15 h at 100 °C. The solvent was removed under reduced pressure and the residue was purified by flash column chromatography over silica gel. The purified material was then dissolved in MeOH and treated with HCl/MeOH. The solvent was removed and the solid was washed with IPA-heptane (1/1) to afford compound **I**.

[0406] To an ice-cold solution of N-Boc-4-fluoroproline (**J**, 530 mg) in 20 mL of DCM, 1-chloro-N,N,2-trimethyl-1-propenylamine (0.333 mL, 1.1 eq.) was added dropwise with stirring. Stirring was continued for 3 h at this temperature, then compound **I** (640 mg, 1.1 eq.) was added, followed by 1.12 mL of DIEA (3 eq.). The cooling bath was removed and the reaction mixture stirred overnight at RT. After completion of the reaction the reaction mixture was added to water (20 mL) and extracted with DCM (2 × 25 mL). The organic layer was washed successively with an aqueous NaHCO₃ (20 mL), water (20 mL), and brine (20 mL), then dried over Na₂SO₄ and concentrated under reduced pressure. The residue was purified by flash column chromatography over silica gel (ISCO eluent: Hexanes/EtOAc) to give compound **K**.

[0407] (2S,4R)-tert-Butyl 2-((2'-chloro-2-fluoro-[1,1'-biphenyl]-3-yl)carbamoyl)-4-fluoropyrrolidine-1-carboxylate (**K**, 700 mg) was taken in 4N HCl in dioxane (25 mL) and the resulting reaction mixture was stirred at RT for 3 h. After completion of the reaction the solvent was removed under reduced pressure. The residue, compound **L** was used directly in the next synthetic step.

(2S,4R)-N-(3-Chloro-2-Fluorobenzyl)-4-Fluoropyrrolidine-2-Carboxamide Hydrochloride (O**).**

Scheme 5



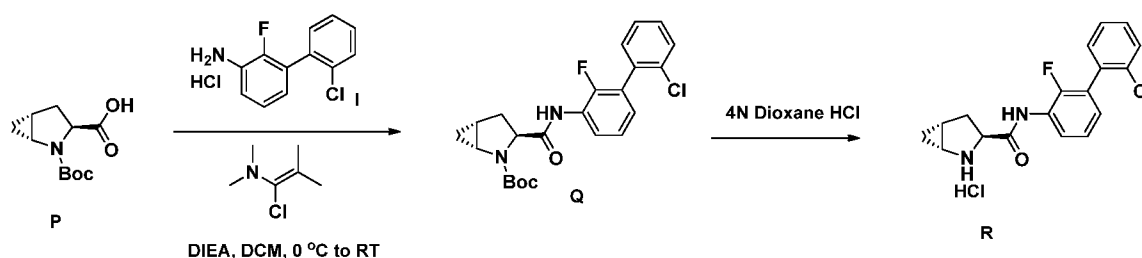
[0408] (2S,4R)-1-(tert-Butoxycarbonyl)-4-fluoropyrrolidine-2-carboxylic acid **J** (2.33 g, 10 mmol) was dissolved in DMF (50 mL) and DIEA (8.6 mL, 5 eq.) was added, followed by the addition of (3-chloro-2-fluorophenyl) methanamine (**M**, 3.18 g, 20 mmol) at 5 °C. Then HATU (8 g, 2.1 eq) was added slowly at same temperature. The reaction mixture was then stirred for 18 h at RT. After completion of the reaction, the reaction mixture was diluted with 1M citric acid solution (200 mL + NaCl solid 20 g) and extracted with DCM (150 mL x 2). The organic layer was then washed with an aqueous NaHCO₃ (100 mL), water (100 mL), brine (100 mL), dried over Na₂SO₄ and concentrated under reduced pressure. The residue was purified by column

chromatography over silica gel (eluent: DCM/EtOAc) to give (2S,4R)-tert-butyl 2-((3-chloro-2-fluorobenzyl)carbamoyl)-4-fluoropyrrolidine-1-carboxylate, compound **N**.

[0409] (2S,4R)-tert-Butyl 2-((3-chloro-2-fluorobenzyl)carbamoyl)-4-fluoropyrrolidine-1-carboxylate (500 mg.) was taken in 4N HCl in dioxane (30 mL) and resulting reaction mixture was stirred at RT for 3 h. After completion of the reaction, solvent was removed under reduced pressure and the residue, compound **O**, was used for next reaction without further purification.

(1R,3S,5R)-N-(3-chloro-2-fluorobenzyl)-2-azabicyclo[3.1.0]hexane-3-carboxamide hydrochloride (R)

Scheme 6

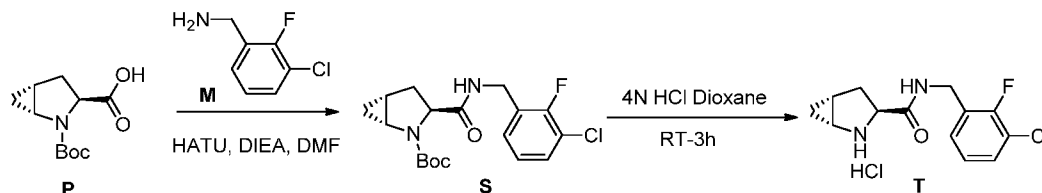


[0410] To an ice-cold solution of (1R,3S,5R)-2-(tert-butoxycarbonyl)-2-azabicyclo[3.1.0]hexane-3-carboxylic acid (**P**, 516 mg) in 20 mL of DCM, 1-chloro-N,N,2-trimethyl-1-propenylamine (0.333 mL, 1.1 eq.) was added dropwise with stirring. The stirring was continued for 3 h at this temperature, then compound **I** (640 mg, 1.1 eq.) was added, followed by 1.12 mL of DIEA (3 eq.). The cooling bath was removed and the reaction mixture was stirred overnight at RT. After completion of the reaction the reaction mixture was added to water (20 mL) and extracted with DCM (2 × 25 mL). The organic layer was washed successively with an aqueous solution of NaHCO₃ (20 mL), water (20 mL), brine (20 mL), dried over Na₂SO₄ and concentrated under reduced pressure. The residue was purified by flash column chromatography over silica gel (ISCO eluent: Hexanes/EtOAc) to give compound **Q**.

[0411] (2S,4R)-tert-Butyl 2-((2'-chloro-2-fluoro-[1,1'-biphenyl]-3-yl)carbamoyl)-4-fluoropyrrolidine-1-carboxylate (**Q**, 700 mg) was taken in 4N HCl in dioxane (25 mL) and the resulting reaction mixture was stirred at RT for 3 h. After completion of the reaction the solvent was removed under reduced pressure. The residue, compound **R** was used directly in the next synthetic step.

(1R,3S,5R)-N-(3-chloro-2-fluorobenzyl)-2-azabicyclo[3.1.0]hexane-3-carboxamide hydrochloride (T)

Scheme 7

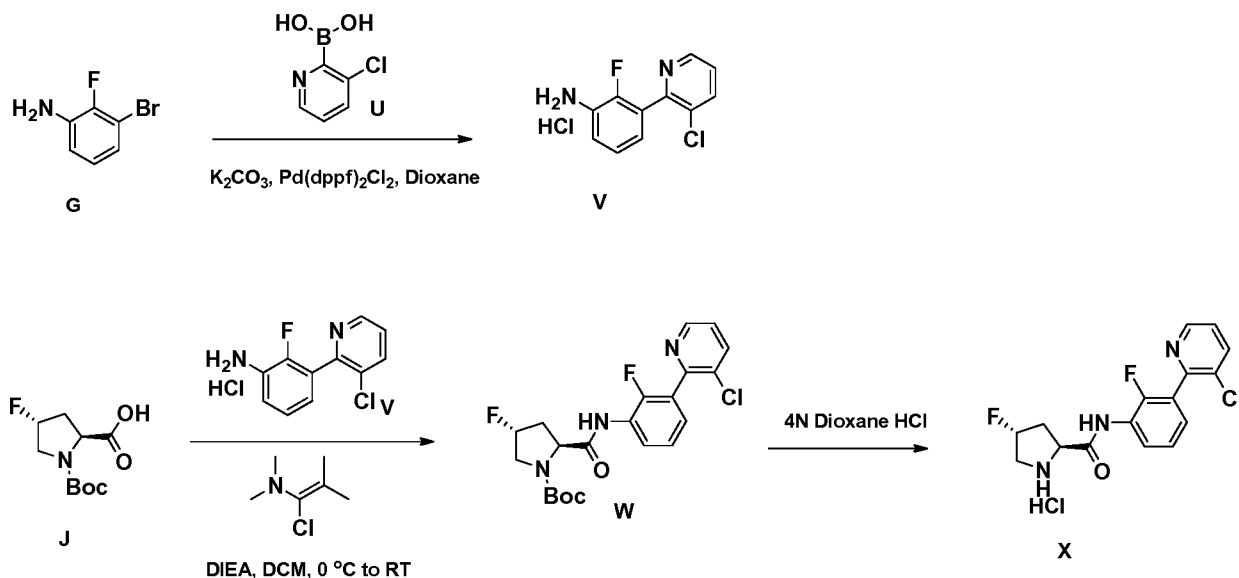


[0412] (1R,3S,5R)-2-(tert-butoxycarbonyl)-2-azabicyclo[3.1.0]hexane-3-carboxylic acid (P, 2.27 g, 10 mmol) was dissolved in DMF (50 mL) and DIEA (8.6 mL, 5 eq.) was added, followed by the addition of (3-chloro-2-fluorophenyl) methanamine (M, 3.18 g, 20 mmol) at 5 °C. HATU (8 g, 2.1 eq) was added slowly at same temperature. The reaction mixture was then stirred for 18 h at RT. After completion of the reaction the reaction mixture was diluted with 1M citric acid solution (200 mL + NaCl solid 20 g) and extracted with DCM (150 mL x 2), the organic layer was then washed with an aqueous solution of NaHCO₃ (100 mL), water (100 mL), brine (100 mL), dried over Na₂SO₄ and concentrated under reduced pressure. The residue was purified by column chromatography over silica gel (eluent: DCM/EtOAc) to give (1R, 3S, 5R)-tert-butyl 3-((2'-chloro-2-fluoro-[1,1'-biphenyl]-3-yl)carbamoyl)-2-azabicyclo[3.1.0]hexane-2-carboxylate, compound S.

[0413] (2S,4R)-tert-butyl (1R,3S,5R)-tert-butyl 3-((2'-chloro-2-fluoro-[1,1'-biphenyl]-3-yl)carbamoyl)-2-azabicyclo[3.1.0]hexane-2-carboxylate (S, 500 mg,) was taken in 4N HCl in dioxane (30 mL) and resulting reaction mixture stirred at RT for 3 h. After completion of the reaction, solvent was removed under reduced pressure. The residue, compound T, was used for the next reaction without any purification.

(2S,4R)-N-(3-(3-chloropyridin-2-yl)-2-fluorophenyl)-4-fluoropyrrolidine-2-carboxamide hydrochloride (X).

Scheme 8



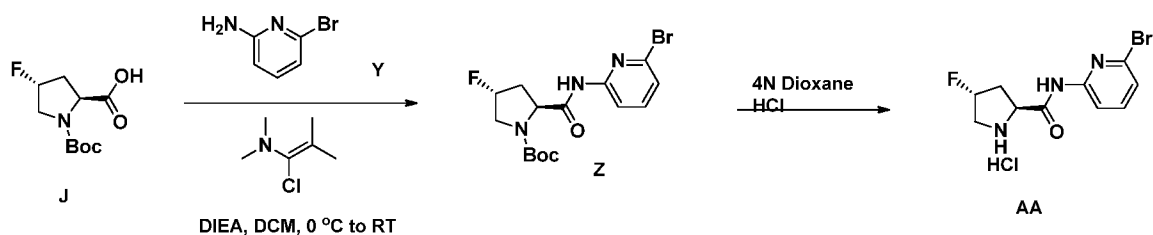
[0414] A mixture of 3-bromo-2-fluoroaniline (**G**, 10 g), (3-chloropyridin-2-yl)boronic acid (**U**, 20 g), K_2CO_3 (30 g) and $\text{Pd(dppf)}_2\text{Cl}_2$ (6.42 g) in solvent (dioxane 130 mL, H_2O 33 mL) was purged with argon in a pressure vessel for 5 min and stirred for 15 h at 100 $^\circ\text{C}$. The solvent was removed under reduced pressure and the residue was purified by flash column chromatography over silica gel. The purified material was then dissolved in MeOH and treated with HCl/MeOH. The solvent was removed and the solid was washed with IPA-heptane (1/1) to afford 3-(3-chloropyridin-2-yl)-2-fluoroaniline hydrochloride, compound **V**.

[0415] To an ice-cold solution of (2S,4R)-1-(tert-butoxycarbonyl)-4-fluoropyrrolidine-2-carboxylic acid (**J**, 530 mg) in 20 mL of DCM, 1-chloro-N,N,2-trimethyl-1-propenylamine (0.333 mL, 1.1 eq.) was added dropwise with stirring. The stirring was continued for 3 h at this temperature, then 3-(3-chloropyridin-2-yl)-2-fluoroaniline hydrochloride (**V**) (642 mg, 1.1 eq.) was added, followed by 1.12 mL of DIEA (3 eq.). The cooling bath was removed and the reaction mixture was stirred overnight at RT. After completion of the reaction, the reaction mixture was added to water (20 mL) and extracted with DCM (2×25 mL). The organic layer was washed successively with an aqueous solution of NaHCO_3 (20 mL), water (20 mL), and brine (20 mL), then dried over Na_2SO_4 and concentrated under reduced pressure. The residue was purified by flash column chromatography over silica gel (ISCO eluted with Hexanes/EtOAc) to give (2S,4R)-tert-butyl 2-((3-(3-chloropyridin-2-yl)-2-fluorophenyl)carbamoyl)-4-fluoropyrrolidine-1-carboxylate, compound **W**.

[0416] (2S,4R)-tert-butyl 2-((3-(3-chloropyridin-2-yl)-2-fluorophenyl)carbamoyl)-4-fluoropyrrolidine-1-carboxylate (**W**, 700 mg) was taken in 4N HCl dioxane (25 mL) and the resulting reaction mixture was stirred at RT for 3 h. After completion of the reaction, the solvent was removed under reduced pressure. The residue, compound **X** was used directly in the next synthetic step.

(2S,4R)-N-(6-bromopyridin-2-yl)-4-fluoropyrrolidine-2-carboxamide hydrochloride (AA).

Scheme 9

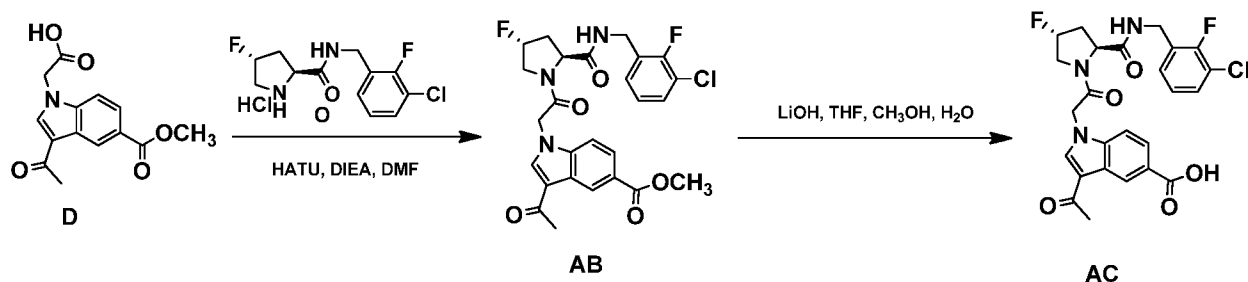


[0417] To an ice-cold solution of (2S,4R)-1-(tert-butoxycarbonyl)-4-fluoropyrrolidine-2-carboxylic acid (**J**, 530 mg) in 20 mL of DCM, 1-chloro-N,N,2-trimethyl-1-propenylamine (0.333 mL, 1.1 eq.) was added dropwise with stirring. The stirring was continued for 3 h at this temperature, then 6-bromopyridin-2-amine (**Y**, 427 mg) was added, followed by 1.12 mL of DIEA (3 eq.). The cooling bath was removed and the reaction mixture was stirred overnight at RT. After completion of the reaction, the reaction mixture was added to water (20 mL) and extracted with DCM (2 × 25 mL). The organic layer was washed successively with an aqueous solution of NaHCO₃ (20 mL), water (20 mL), and brine (20 mL), then dried over Na₂SO₄ and concentrated under reduced pressure. The residue was purified by flash column chromatography over silica gel (eluent Hexanes/EtOAc) to give (2S,4R)-tert-butyl 2-((6-bromopyridin-2-yl)carbamoyl)-4-fluoropyrrolidine-1-carboxylate, compound **Z**.

[0418] (2S,4R)-tert-butyl 2-((6-bromopyridin-2-yl)carbamoyl)-4-fluoropyrrolidine-1-carboxylate (**Z**, 700 mg) was taken in 4N HCl dioxane (25 mL) and the resulting reaction mixture was stirred at RT for 3 h. After completion of the reaction, the solvent was removed under reduced pressure. The residue, compound **AA** was used directly in the next synthetic step.

3-acetyl-1-(2-((2S,4R)-2-((3-chloro-2-fluorobenzyl)carbamoyl)-4-fluoropyrrolidin-1-yl)-2-oxoethyl)-1H-indole-5-carboxylic acid (AC).

Scheme 10

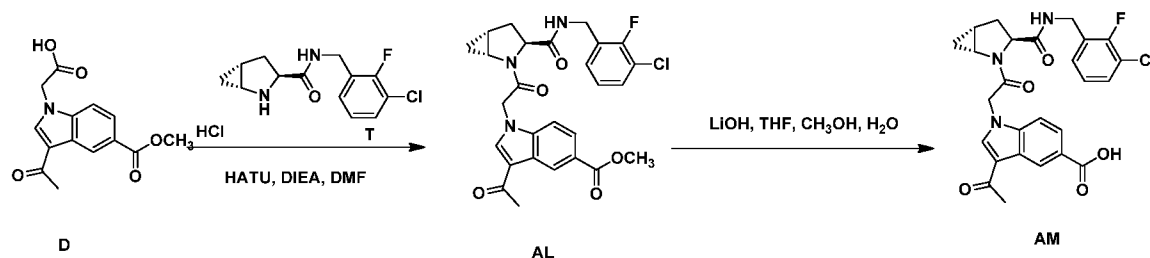


[0419] Compound **D** (2 g, 1 eq.) from previous reaction was dissolved in DMF (50 mL) and DIEA (3.95 mL, 5 eq.) was added followed by the addition of (2S,4R)-N-(3-chloro-2-fluorobenzyl)-4-fluoropyrrolidine-2-carboxamide hydrochloride (**O**, 2.254 g, 1 eq.) at 5 °C. Then HATU (5.8 g, 2.1 eq) was added slowly at same temperature. The reaction mixture was then stirred for 18 h at RT. After completion of the reaction the reaction mixture was diluted with 1M citric acid solution (100 mL + NaCl solid 10 g) and extracted with DCM (50 mL x 2), the organic layer was then washed with an aqueous solution of NaHCO₃ (40 mL) and washed with water (40 mL), brine (40 mL) and dried over Na₂SO₄ and concentrated under reduced pressure. The remaining residue was purified by flash column chromatography over silica gel (eluent: DCM/CH₃OH) to give compound **AB**.

[0420] Methyl 3-acetyl-1-(2-((2S,4R)-2-((3-chloro-2-fluorobenzyl)carbamoyl)-4-fluoropyrrolidin-1-yl)-2-oxoethyl)-1H-indole-5-carboxylate (**AB**, 3.86 g, 1 eq.) was taken in THF (20 mL), methanol (20 mL), and LiOH (1.832g, 6 eq.) in water (20 mL) was added, resulting reaction mixture was stirred at RT for 48 h. After completion of the reaction, solvent was removed under reduced pressure. Water (30 mL) was added and acidified with 4N HCl. The precipitated solid was filtered and dried. This material, compound **AC** was used directly in the next synthetic step.

3-acetyl-1-(2-((1R,3S,5R)-3-((3-chloro-2-fluorobenzyl)carbamoyl)-2-azabicyclo[3.1.0]hexan-2-yl)-2-oxoethyl)-1H-indole-5-carboxylic acid (AM)

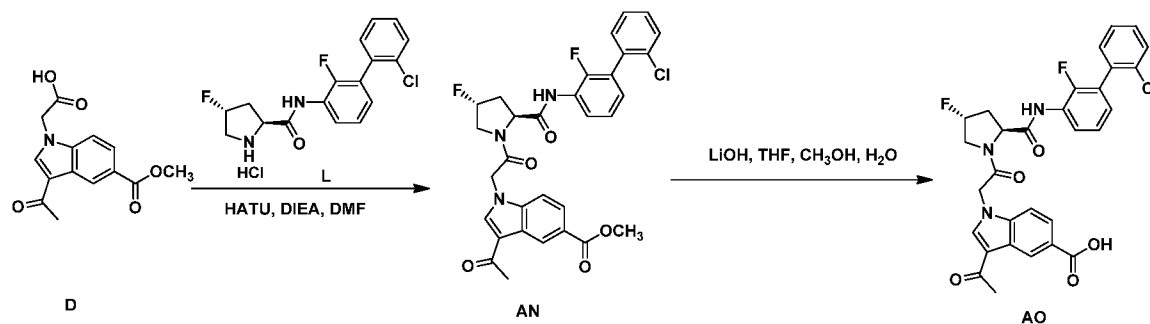
Scheme 11



[0421] Compound **AM** was prepared from 2-(3-acetyl-5-(methoxycarbonyl)-1H-indol-1-yl)acetic acid (**D**, 275 mg) and (1R,3S,5R)-N-(3-chloro-2-fluorobenzyl)-2-azabicyclo[3.1.0]hexane-3-carboxamide hydrochloride (**T**, 305 mg) to give compound **AL** and then hydrolyzed following procedures described in Scheme 10.

3-acetyl-1-(2-((2S,4R)-2-((2'-chloro-2-fluoro-[1,1'-biphenyl]-3-yl)carbamoyl)-4-fluoropyrrolidin-1-yl)-2-oxoethyl)-1H-indole-5-carboxylic acid (AO**)**

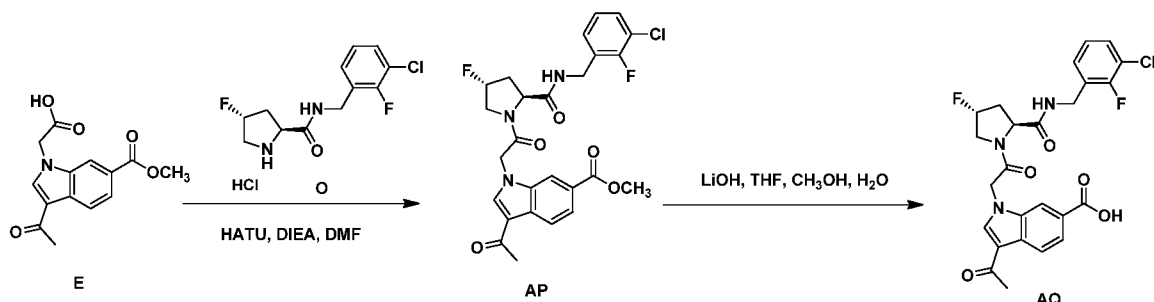
Scheme 12



[0422] Compound **AO** was prepared from 2-(3-acetyl-5-(methoxycarbonyl)-1H-indol-1-yl)acetic acid (**D**, 275 mg) and (2S,4R)-N-(2'-chloro-2-fluoro-[1,1'-biphenyl]-3-yl)-4-fluoropyrrolidine-2-carboxamide hydrochloride (**L**, 373 mg) to give compound **AN** and then hydrolyzed following procedures described in Scheme 10.

3-acetyl-1-(2-((2S,4R)-2-((2'-chloro-2-fluoro-[1,1'-biphenyl]-3-yl)carbamoyl)-4-fluoropyrrolidin-1-yl)-2-oxoethyl)-1H-indole-6-carboxylic acid (AQ**)**

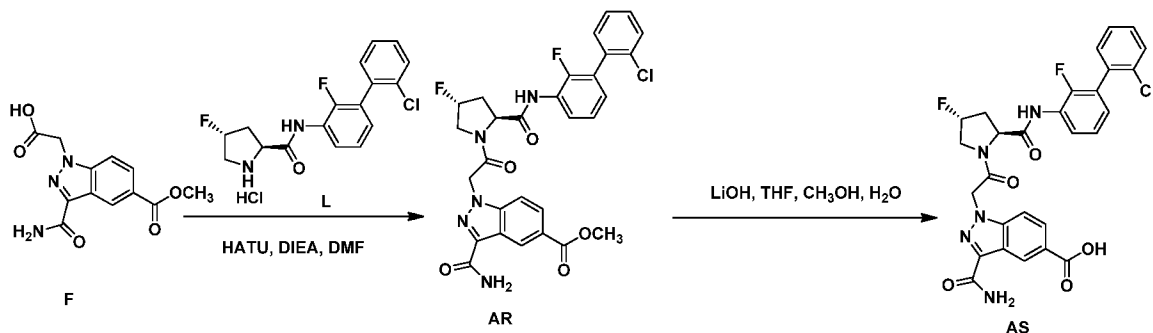
Scheme 13



[0423] Compound **AQ** was prepared from 2-(3-acetyl-6-(methoxycarbonyl)-1H-indol-1-yl)acetic acid (**E**, 275 mg) and (2S,4R)-N-(3-chloro-2-fluorobenzyl)-4-fluoropyrrolidine-2-carboxamide hydrochloride (**O**, 311 mg) to give compound **AP** and then hydrolyzed following procedures described in Scheme 10.

3-carbamoyl-1-(2-((2S,4R)-2-((2'-chloro-2-fluoro-[1,1'-biphenyl]-3-yl)carbamoyl)-4-fluoropyrrolidin-1-yl)-2-oxoethyl)-1H-indazole-5-carboxylic acid (AS**)**

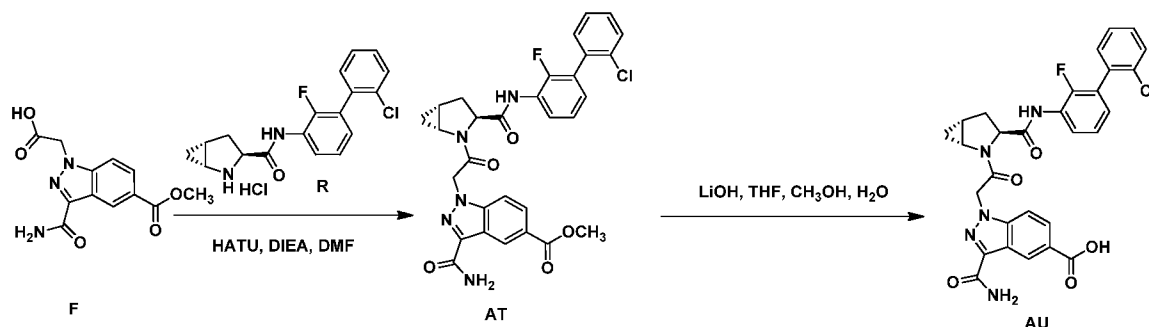
Scheme 14



[0424] Compound **AS** was prepared from 2-(3-carbamoyl-5-(methoxycarbonyl)-1H-indazol-1-yl)acetic acid (**F**, 277 mg) and (2S,4R)-N-(2'-chloro-2-fluoro-[1,1'-biphenyl]-3-yl)-4-fluoropyrrolidine-2-carboxamide hydrochloride (**L**, 373 mg) to give compound **AR** and then hydrolyzed following procedures described in Scheme 10.

3-carbamoyl-1-(2-((1R,3S,5R)-3-((2'-chloro-2-fluoro-[1,1'-biphenyl]-3-yl)carbamoyl)-2-azabicyclo[3.1.0]hexan-2-yl)-2-oxoethyl)-1H-indazole-5-carboxylic acid (AU**)**

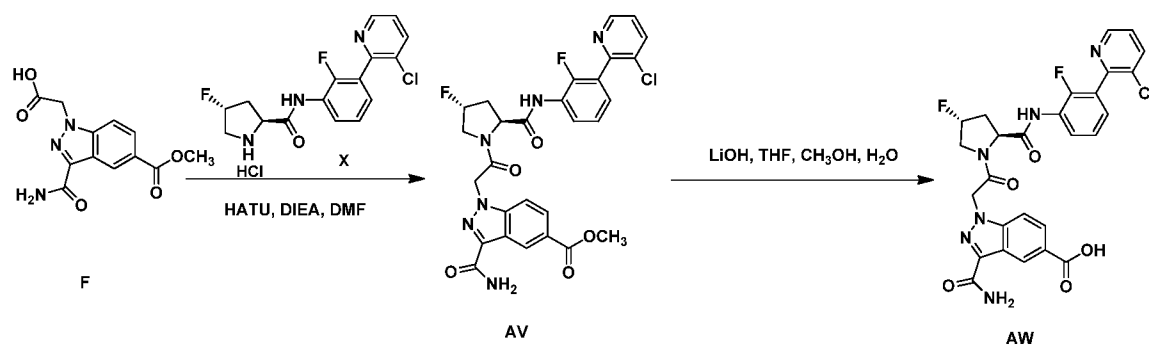
Scheme 15



[0425] Compound AU was prepared from 2-(3-carbamoyl-5-(methoxycarbonyl)-1H-indazol-1-yl)acetic acid (F, 277 mg) and (1R,3S,5R)-N-(2'-chloro-2-fluoro-[1,1'-biphenyl]-3-yl)-2-azabicyclo[3.1.0]hexane-3-carboxamide hydrochloride (R, 367 mg) to give compound AT and then hydrolyzed following procedures described in Scheme 10.

3-Carbamoyl-1-(2-((2S,4R)-2-((3-(3-chloropyridin-2-yl)-2-fluorophenyl)carbamoyl)-4-fluoropyrrolidin-1-yl)-2-oxoethyl)-1H-indazole-5-carboxylic acid (AW)

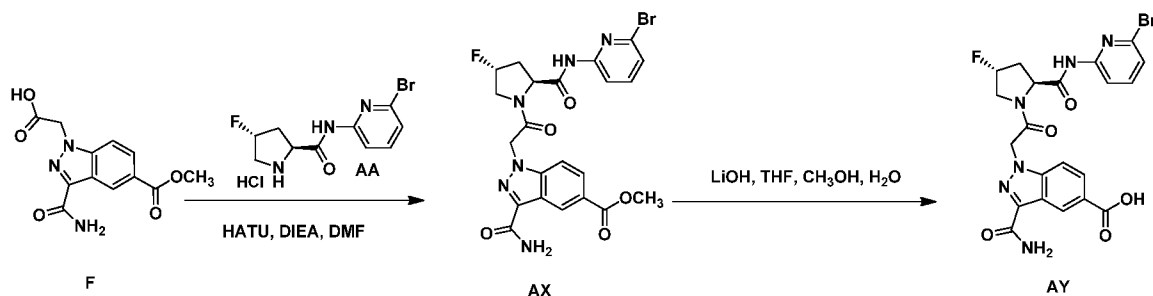
Scheme 16



[0426] Compound AW was prepared from 2-(3-Carbamoyl-5-(methoxycarbonyl)-1H-indazol-1-yl)acetic acid (F, 277 mg) and (2S,4R)-N-(3-(3-chloropyridin-2-yl)-2-fluorophenyl)-4-fluoropyrrolidine-2-carboxamide hydrochloride (X, 374 mg) to give compound AT and then hydrolyzed following procedures described in Scheme 10.

1-(2-((2S,4R)-2-((6-bromopyridin-2-yl)carbamoyl)-4-fluoropyrrolidin-1-yl)-2-oxoethyl)-3-carbamoyl-1H-indazole-5-carboxylic acid (AY)

Scheme 17

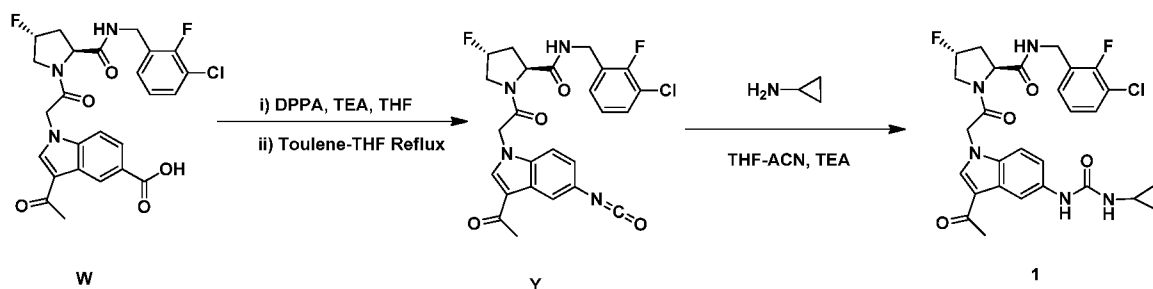


1-(2-((2S,4R)-2-((6-bromopyridin-2-yl)carbamoyl)-4-fluoropyrrolidin-1-yl)-2-oxoethyl)-3-carbamoyl-1H-indazole-5-carboxylic acid (AY)

[0427] Compound **AY** was prepared from 2-(3-Carbamoyl-5-(methoxycarbonyl)-1H-indazol-1-yl)acetic acid (**F**, 277 mg) and (2S,4R)-N-(6-bromopyridin-2-yl)-4-fluoropyrrolidine-2-carboxamide hydrochloride (**AA**, 325 mg) to give compound **AX** and then hydrolyzed following procedures described in Scheme 10.

(2S,4R)-1-(2-(3-acetyl-5-(3-cyclopropylureido)-1H-indol-1-yl)acetyl)-N-(3-chloro-2-fluorobenzyl)-4-fluoropyrrolidine-2-carboxamide (1).

Scheme 18

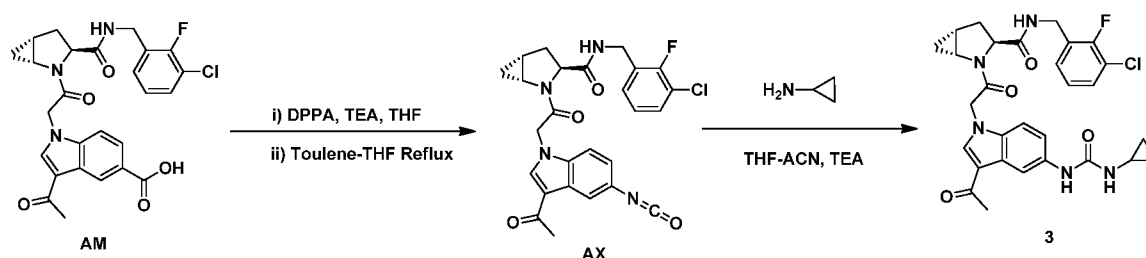


[0428] (To a suspension of 3-acetyl-1-(2-((2S,4R)-2-((3-chloro-2-fluorobenzyl)carbamoyl)-4-fluoropyrrolidin-1-yl)-2-oxoethyl)-1H-indole-5-carboxylic acid (**W**, 517 mg, 1 mmol, 1 eq.) in THF (60 mL) was added Et₃N (127 μ l, 1 eq.) and the resulting solution was stirred at RT under nitrogen for 15 min. DPPA (213 μ l, 1 eq.) was added and the reaction was further stirred at RT under nitrogen for 18 h. After completion of the reaction, THF was evaporated and the residue was suspended in toluene (60 mL) and THF (15 mL). The mixture was refluxed under nitrogen for 4 h until completion of the reaction to give crude isocyanate, **Y** which was directly used in the next step.

[0429] Isocyanate, **Y** from previous reaction was dissolved in THF (20 mL), ACN (10 mL) and cyclopropylamine (17 mg, 2 eq.), which was followed by the addition of Et₃N (253 μ l, 2 eq.) at 0 °C. The reaction mixture was then stirred for 24 h at RT. After completion of the reaction the reaction mixture was concentrated under reduced pressure. The residue was purified by flash column chromatography over silica gel (eluant DCM/CH₃OH) to give compound **1**. ¹H-NMR (400 MHz, DMSO-*d*₆, 300 K): (major rotamer) δ 0.40-0.66 (m, 4H) 2.00-2.17 (m, 1H), 2.40 (s, 3H), 2.46-2.58 (m, 1H), 3.85-3.95 (m, 1H), 4.09-4.18 (m, 1H), 4.15 (dd, *J* = 21.2, 12.4 Hz, 1H), 4.25-4.49 (m, 2H), 5.06 (d, *J* = 17.2 Hz, 1H), 5.32 (d, *J* = 17.2 Hz, 1H), 5.50 (d, *J* = 53.2 Hz, 1H), 6.21 (s, 1H), 6.99-7.07 (m, 1H), 7.15-7.45 (m, 4H), 8.15 (s, 2H), 8.27 (s, 1H), 8.59 (t, *J* = 5.6 Hz, 1H), 10.05 (s, 1H). LC (method 1): *t*_R = 1.24 min. LC/MS (APCI) *m/z*: [M + H]⁺, 572

(1R,3S,5R)-2-(2-(3-acetyl-5-(3-cyclopropylureido)-1H-indol-1-yl)acetyl)-N-(3-chloro-2-fluorobenzyl)-2-azabicyclo[3.1.0]hexane-3-carboxamide (3).

Scheme 19

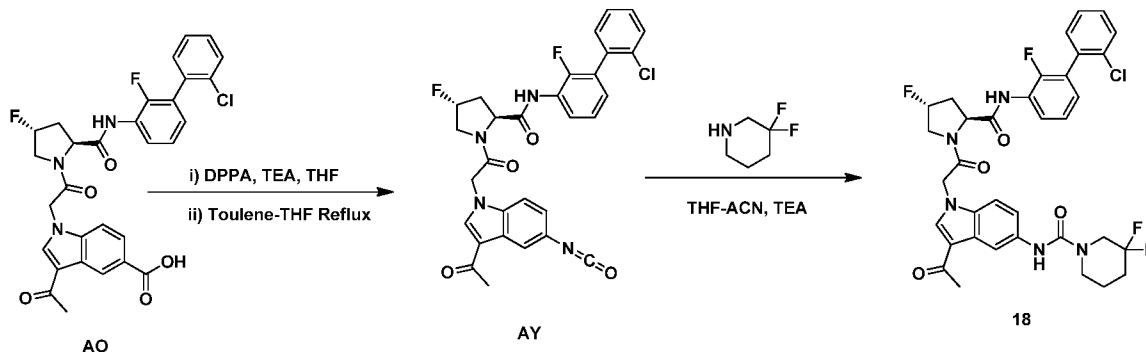


[0430] 3-Acetyl-1-(2-((1R,3S,5R)-3-((3-chloro-2-fluorobenzyl)carbamoyl)-2-azabicyclo[3.1.0]hexan-2-yl)-2-oxoethyl)-1H-indole-5-carboxylic acid (**AM**, 512 mg) was converted to the isocyanate, compound **AX** and the reacted with cyclopropanamine (114 mg) to give compound **3** following procedures described in scheme 18.

[0431] ¹H NMR (400 MHz, DMSO-*d*₆, 300 K): (major rotamer) δ 0.42-1.07 (m, 6H) 1.88 (m, 1H), 2.18-2.63 (m, 2H), 2.40 (s, 3H), 2.49-2.56 (m, 1H), 3.7 (m, 1H), 4.27-4.40 (m, 3H), 5.23 (d, *J* = 17.2 Hz, 1H), 5.40 (d, *J* = 17.2 Hz, 1H), 6.21 (d, *J* = 2 Hz, 1H), 7.08 (m, 1H), 7.20 (m, 1H), 7.32-7.44 (m, 3H), 8.14 (s, 1H), 8.21 (s, 1H), 8.43 (s, 1H), 8.45 (m, 1H). LC (method 1): *t*_R = 1.52 min. LC/MS (APCI) *m/z*: [M + H]⁺ 566

N-(3-acetyl-1-(2-((2S,4R)-2-(2'-chloro-2-fluorobiphenyl-3-ylcarbamoyl)-4-fluoropyrrolidin-1-yl)-2-oxoethyl)-1H-indol-5-yl)-3,3-difluoropiperidine-1-carboxamide (18).

Scheme 20

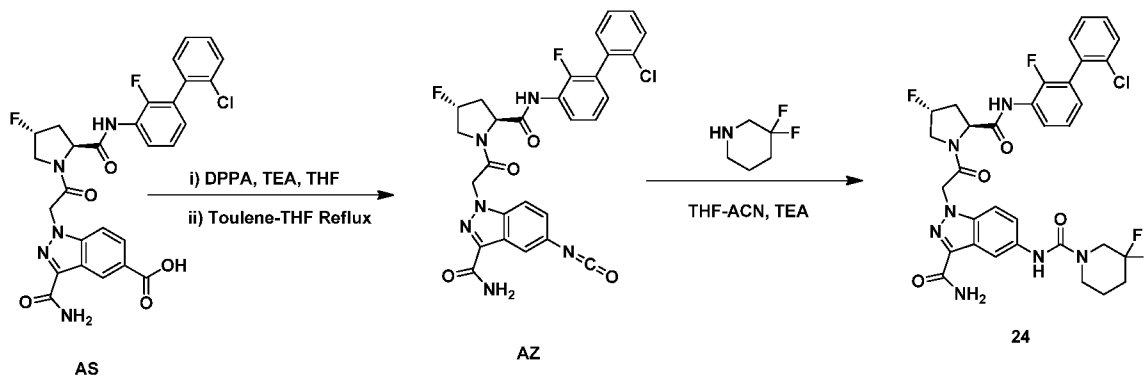


[0432] 3-Acetyl-1-(2-((2S,4R)-2-((2'-chloro-2-fluoro-[1,1'-biphenyl]-3-yl)carbamoyl)-4-fluoropyrrolidin-1-yl)-2-oxoethyl)-1H-indole-5-carboxylic acid (**AO**, 580 mg) was converted to the isocyanate, compound **AY** and the reacted with and 3,3-difluoropiperidine (242 mg) to give compound **18** following procedures described in scheme 18..

[0433] ^1H NMR (400 MHz, $\text{DMSO}-d_6$, 300 K): (major rotamer) δ 1.71 (m, 2H) 2.01-2.09 (m, 2H), 2.36 (s, 3H), 2.49-2.65 (m, 1H), 3.27 (m, 1H), 3.51 (m, 2H), 3.79 (m, 2H), 3.80-4.25 (m, 2H), 4.77 (m, 1H), 5.17 (d, $J = 17.2$ Hz, 1H), 5.33 (d, $J = 17.2$ Hz, 1H), 5.50 (d, $J = 52.8$ Hz, 1H), 7.04-7.59 (m, 8H), 8.01 (m, 1H), 8.17 (s, 2H), 8.61 (s, 1H), 10.02 (s, 1H). LC (method 1): $t_R = 2.25$ min. LC/MS (APCI) m/z : $[\text{M} + \text{H}]^+ 698$.

1-(2-((2S,4R)-2-(2'-chloro-2-fluorobiphenyl-3-ylcarbamoyl)-4-fluoropyrrolidin-1-yl)-2-oxoethyl)-5-(3,3-difluoropiperidine-1-carboxamido)-1H-indazole-3-carboxamide (24).

Scheme 21

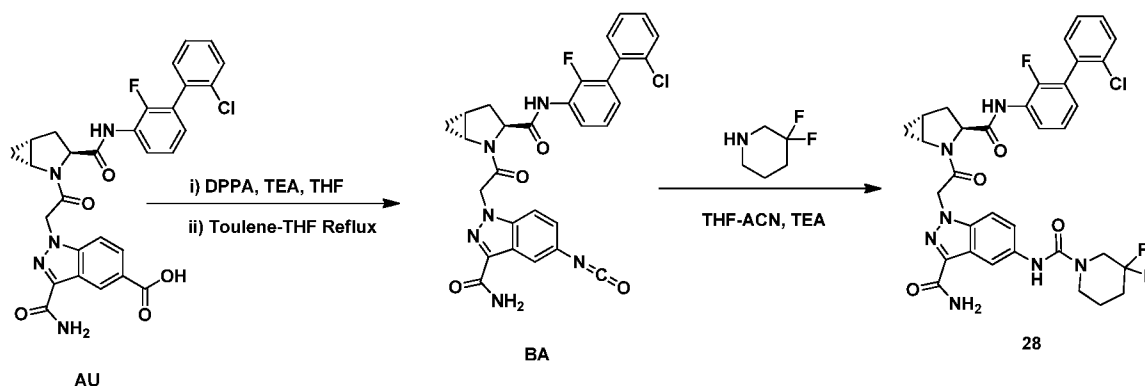


[0434] 3-Carbamoyl-1-(2-((2S,4R)-2-((2'-chloro-2-fluoro-[1,1'-biphenyl]-3-yl)carbamoyl)-4-fluoropyrrolidin-1-yl)-2-oxoethyl)-1H-indazole-5-carboxylic acid (**AS**, 582 mg) was converted to the isocyanate, compound **AZ** and then reacted with 3,3-difluoropiperidine (242 mg) to give compound **24** following procedures described in scheme 18..

[0435] ^1H NMR (400 MHz, DMSO- d_6 , 300 K): (major rotamer) δ 1.71 (m, 2H) 2.01-2.3 (m, 3H), 2.60 (m, 1H), 3.52 (m, 2H), 3.79-4.40 (m, 5H), 4.77 (m, 1H), 5.39-5.75 (m, 4H), 7.04-7.70 (m, 8H), 8.01 (m, 1H), 8.18 (s, 1H), 8.77 (s, 1H), 10.00 (s, 1H). LC (method 1): t_R = 2.09 min. LC/MS (APCI) m/z : $[\text{M} + \text{H}]^+$ 700.

1-(2-((1R,3S,5R)-3-(2'-chloro-2-fluorobiphenyl-3-ylcarbamoyl)-2-azabicyclo[3.1.0]hexan-2-yl)-2-oxoethyl)-5-(3,3-difluoropiperidine-1-carboxamido)-1H-indazole-3-carboxamide (28).

Scheme 22

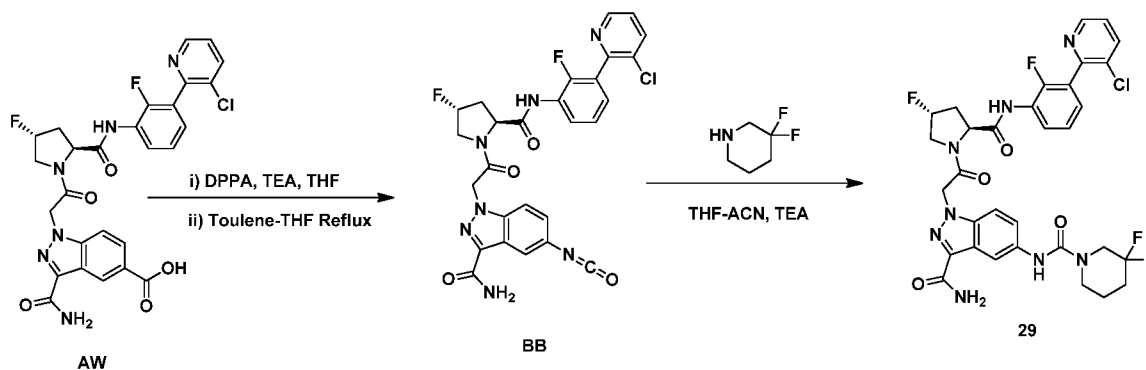


[0436] 3-Carbamoyl-1-(2-((1R,3S,5R)-3-(2'-chloro-2-fluoro-[1,1'-biphenyl]-3-yl)carbamoyl)-2-azabicyclo[3.1.0]hexan-2-yl)-2-oxoethyl)-1H-indazole-5-carboxylic acid (**AU**, 576 mg) was converted to the isocyanate, compound **BA** and then reacted with 3,3-difluoropiperidine (242 mg) to give compound **28** following procedures described in scheme 18..

[0437] ^1H NMR (400 MHz, DMSO- d_6 , 300 K): (major rotamer) δ 0.74-1.30 (m, 3H) 1.72-2.35 (m, 7H), 3.30 (s, 1H), 3.55 (m, 2H), 3.80 (m, 3H), 4.55 (m, 1H), 5.45 (d, J = 17.2 Hz, 1H), 5.74 (d, J = 17.2 Hz, 1H), 7.15-7.70 (m, 8H), 7.92 (m, 1H), 8.19 (s, 1H), 8.75 (s, 1H), 9.75 (s, 1H). LC (method 1): t_R = 2.17 min. LC/MS (APCI) m/z : $[\text{M} + \text{H}]^+$ 694.

1-(2-((2S,4R)-2-(3-(3-chloropyridin-2-yl)-2-fluorophenylcarbamoyl)-4-fluoropyrrolidin-1-yl)-2-oxoethyl)-5-(3,3-difluoropiperidine-1-carboxamido)-1H-indazole-3-carboxamide (29).

Scheme 23

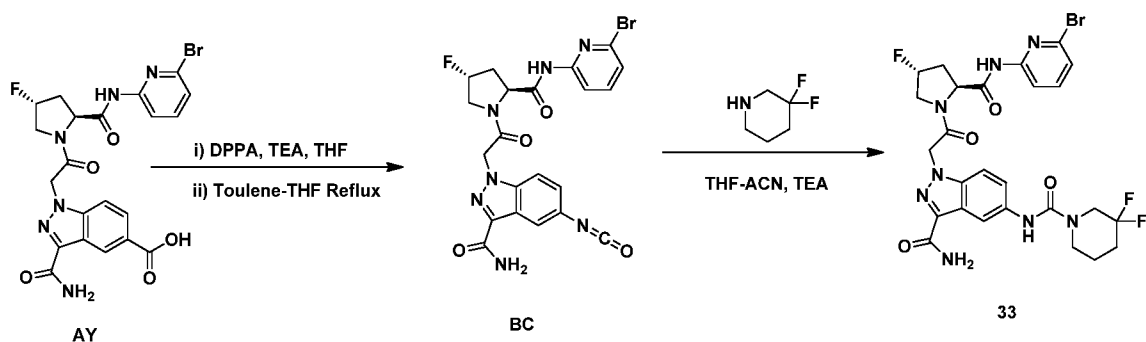


[0438] 3-Carbamoyl-1-(2-((2S,4R)-2-((3-(3-chloropyridin-2-yl)-2-fluorophenyl)carbamoyl)-4-fluoropyrrolidin-1-yl)-2-oxoethyl)-1H-indazole-5-carboxylic acid (**AW**, 583 mg) was converted to the isocyanate, compound **BB** and the reacted with and 3,3-difluoropiperidine (242 mg) to give compound **29** following procedures described in scheme 18.

[0439] ^1H NMR (400 MHz, DMSO- d_6 , 300 K): (major rotamer) δ 1.72 (m, 2H) 2.01-2.3 (m, 3H), 2.60 (m, 1H), 3.52 (m, 2H), 3.79-4.40 (m, 5H), 4.77 (m, 1H), 5.39-5.75 (m, 4H), 7.18-7.65 (m, 5H), 8.00 (m, 1H), 8.07 (m, 1H), 8.19 (s, 1H), 8.64 (m, 1H), 8.75 (s, 1H), 10.05 (s, 1H). LC (method 1): tR = 1.65 min. LC/MS (APCI) m/z: [M + H]⁺ 701

1-(2-((2S,4R)-2-(6-bromopyridin-2-ylcarbamoyl)-4-fluoropyrrolidin-1-yl)-2-oxoethyl)-5-(3,3-difluoropiperidine-1-carboxamido)-1H-indazole-3-carboxamide (33).

Scheme 24

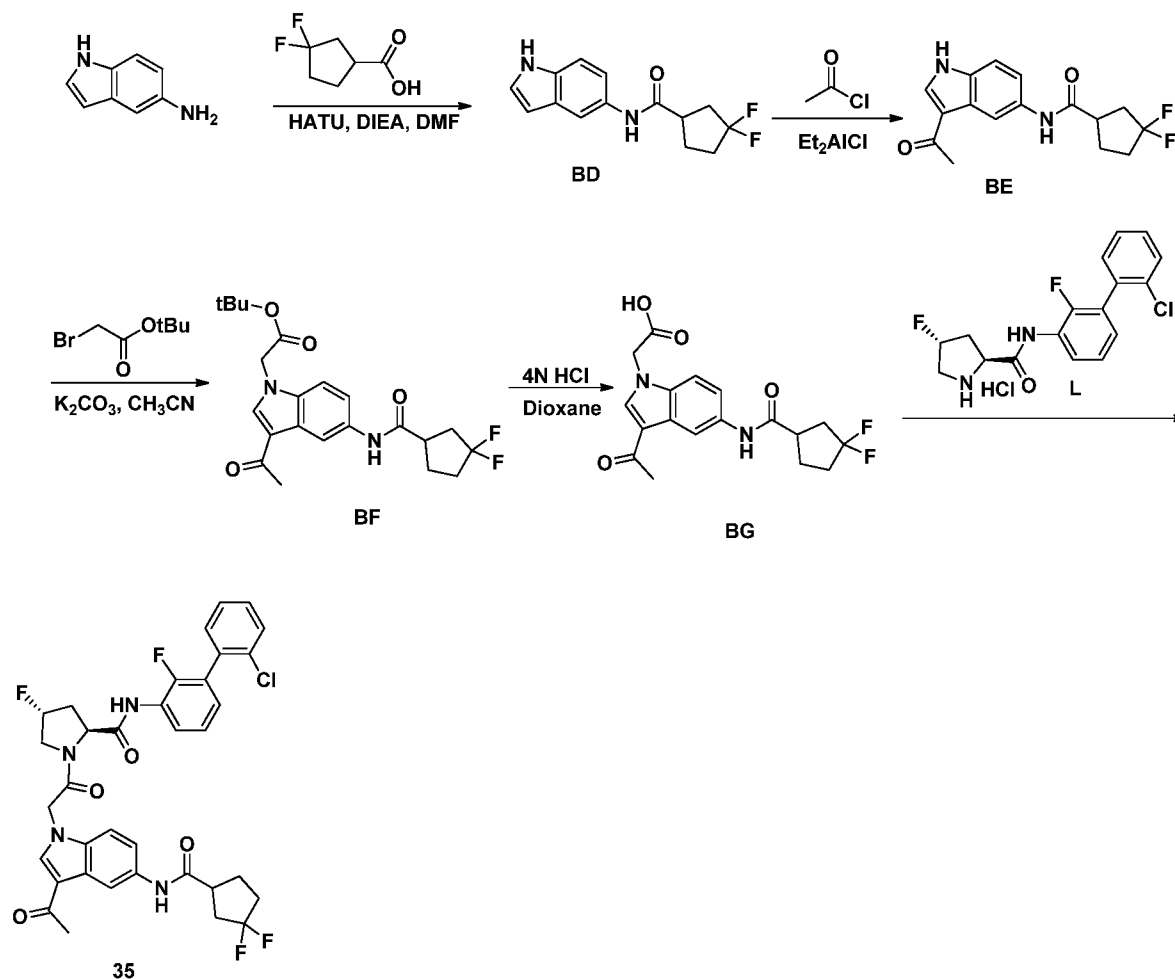


[0440] 1-(2-((2S,4R)-2-((6-bromopyridin-2-yl)carbamoyl)-4-fluoropyrrolidin-1-yl)-2-oxoethyl)-3-carbamoyl-1H-indazole-5-carboxylic acid (**AY**) 533 mg was converted to the isocyanate, compound **BC** and the reacted with and 3,3-difluoropiperidine (242 mg) to give compound **33** following procedures described in scheme 18.

[0441] ^1H NMR (400 MHz, $\text{DMSO}-d_6$, 300 K): (major rotamer) δ 1.72 (m, 2H) 2.01-2.3 (m, 3H), 2.60 (m, 1H), 3.52 (m, 2H), 3.79-4.40 (m, 5H), 4.77 (m, 1H), 5.39-5.75 (m, 4H), 7.30-7.75 (m, 4H), 8.02 (d, $J=8.0$ Hz, 1H), 8.28 (s, 1H), 8.74 (s, 1H), 11.00 (s, 1H). LC (method 1): t_R = 1.59 min. LC/MS (APCI) m/z : $[\text{M} + \text{H}]^+$ 651.

(2S,4R)-1-(2-(3-acetyl-5-(3,3-difluorocyclopentanecarboxamido)-1H-indol-1-yl)acetyl)-N-(2'-chloro-2-fluorobiphenyl-3-yl)-4-fluoropyrrolidine-2-carboxamide (35).

Scheme 25



[0442] The mixture of 1H-indol-5-amine (220mg), 3,3-difluorocyclopentanecarboxylic acid, (250 mg), HATU (1.2 eq), DIEA (5.0 eq) in DMF (20 mL) was stirred overnight at rt. The solvent was removed and residue purified by chromatography over silica gel to afford 3,3-difluoro-N-(1H-indol-5-yl)cyclopentanecarboxamide (**BD**).

[0443] 3,3-difluoro-N-(1H-indol-5-yl)cyclopentanecarboxamide (**BD**, 287 mg), acetyl chloride (1.5 eq) in DCM was added diethylaluminum chloride (1.5 eq) at 0°C. The reaction mixture was stirred for 3h and pour in to ice-water and extracted with DCM. Solvent was removed and the residue was purified by chromatography over silica gel to afford N-(3-acetyl-1H-indol-5-yl)-3,3-difluorocyclopentanecarboxamide (**BE**).

[0444] N-(3-acetyl-1H-indol-5-yl)-3,3-difluorocyclopentanecarboxamide (**BE**, 8 mg), tert-butyl 2-bromoacetate (5.6 mg) and K₂CO₃ (4.1 mg) in ACN (10 mL) was stirred at 60 °C for 5h. Solvent was removed and residue purified by chromatography over silica gel to afford tert-butyl 2-(3-acetyl-5-(3,3-difluorocyclopentanecarboxamido)-1H-indol-1-yl)acetate (**BF**).

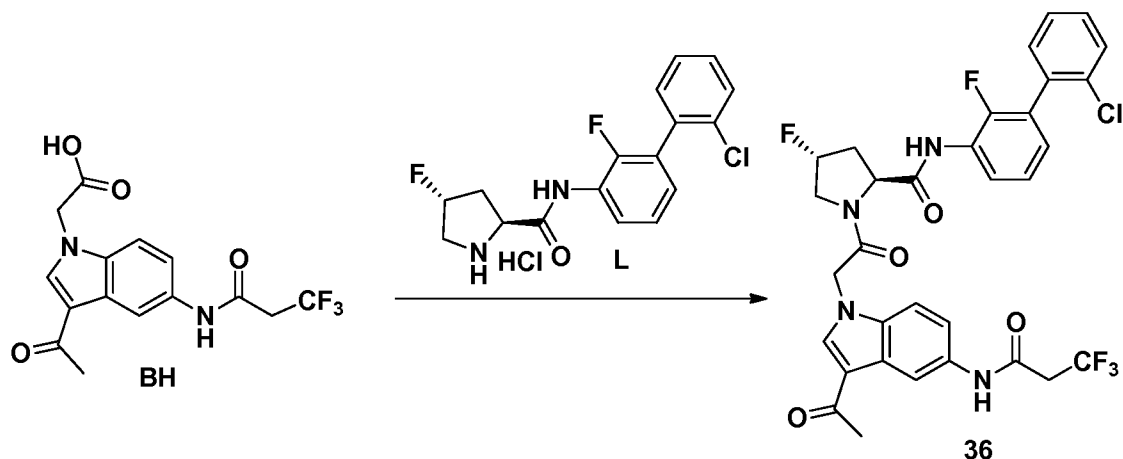
[0445] 2-(3-Acetyl-5-(3,3-difluorocyclopentanecarboxamido)-1H-indol-1-yl)acetate (**BF**, 7 mg) in DCM (3 mL) was added TFA (3 mL) and stirred for 3h at RT. The solvent was removed and the crude product, **BG**, was directly used in the next step.

[0446] 2-(3-Acetyl-5-(3,3-difluorocyclopentanecarboxamido)-1H-indol-1-yl)acetic acid (**BG**, 5 mg) and (2S,4R)-N-(2'-chloro-2-fluoro-[1,1'-biphenyl]-3-yl)-4-fluoropyrrolidine-2-carboxamide hydrochloride (**L**, 6.3 mg) using HATU as a coupling reagent as described in scheme 14 to give compound **35**.

[0447] ¹H NMR (400 MHz, DMSO-*d*₆, 300 K): (major rotamer) δ 1.92-2.70 (m, 10H) 3.19 (m, 1H), 3.88-4.18 (m, 2H), 4.77 (m, 1H), 5.19 (d, J = 17.2 Hz, 1H), 5.35 (d, J = 17.2 Hz, 1H), 5.48 (m, 1H), 5.61 (m, 1H), 7.04-7.59 (m, 8H), 8.01 (m, 1H), 8.17 (s, 2H), 8.61 (s, 1H), 10.02 (s, 1H). LC (method 1): tR = 2.61 min. LC/MS (APCI) m/z: [M + H]⁺ 683.

(2S,4R)-1-(2-(3-acetyl-5-(3,3,3-trifluoropropanamido)-1H-indol-1-yl)acetyl)-N-(2'-chloro-2-fluorobiphenyl-3-yl)-4-fluoropyrrolidine-2-carboxamide (36).

Scheme 26

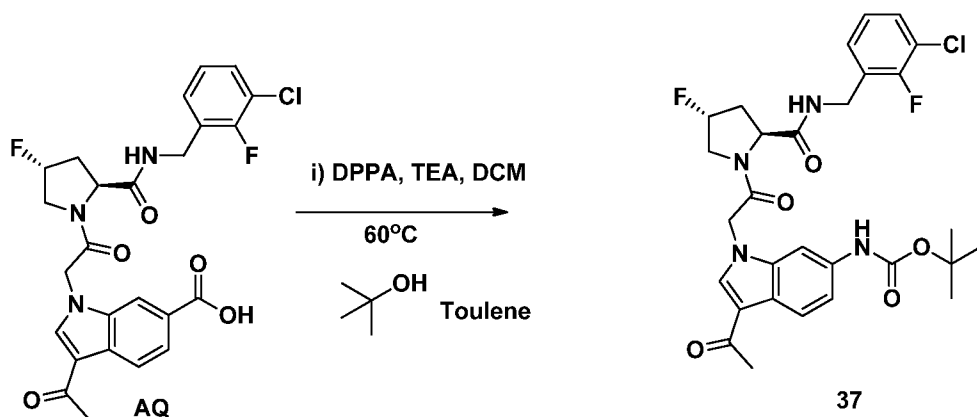


[0448] 2-(3-Acetyl-5-(3,3,3-trifluoropropanamido)-1H-indol-1-yl)acetic acid (**BH**, 10 mg) and (2S,4R)-N-(2'-chloro-2-fluoro-[1,1'-biphenyl]-3-yl)-4-fluoropyrrolidine-2-carboxamide hydrochloride (**L**, 10 mg) using HATU as a coupling agent following procedure described in scheme 14 to get compound **36**.

[0449] ^1H NMR (400 MHz, DMSO- d_6 , 300 K): (major rotamer) δ 2.16-2.70 (m, 4H) 3.28 (m, 1H), 3.49 (ddd, $J = 22.4, 11.2$, Hz, 2H), 3.89-4.01 (m, 1H), 4.13-4.22 (m, 1H), 4.75 (m, 1H), 5.16 (d, $J = 17.2$ Hz, 1H), 5.32 (d, $J = 17.2$ Hz, 1H), 5.43 (d, $J = 35.6$ Hz, 1H), 7.04-7.59 (m, 8H), 8.01 (m, 1H), 8.17 (s, 2H), 8.61 (s, 1H), 10.27 (s, 1H). LC (method 1): $t_R = 2.70$ min. LC/MS (APCI) m/z : $[M + H]^+$ 661.

tert-Butyl 3-acetyl-1-(2-((2S,4R)-2-(3-chloro-2-fluorobenzylcarbamoyl)-4-fluoro pyrrolidin-1-yl)-2-oxoethyl)-1H-indol-6-ylcarbamate (37)

Scheme 27

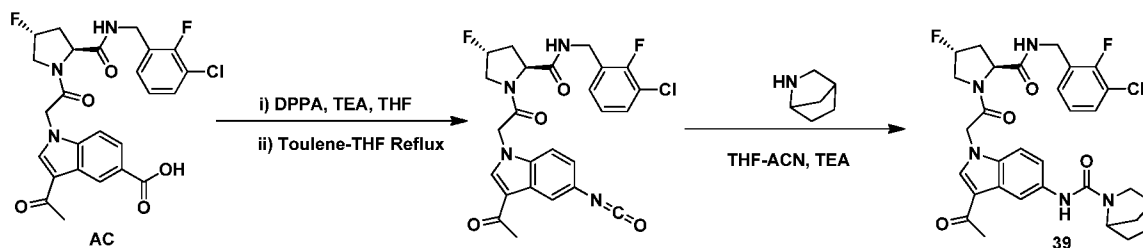


[0450] To a solution of 3-acetyl-1-(2-((2S,4R)-2-((3-chloro-2-fluorobenzyl)carbamoyl)-4-fluoropyrrolidin-1-yl)-2-oxoethyl)-1H-indole-5-carboxylic acid (**AQ**, 56 mg) was dissolved in DCM (20 mL) was added TEA (0.02 mL, 1 eq.), stirred for 15 min., followed by addition of DPPA (0.02 mL, 1 eq.). The reaction mixture was stirred for 16h at RT, DCM was removed, the residue refluxed in toluene, (15 mL) and *t*BuOH (excess) for 16h.. Solvent was evaporated and the residue was purified by chromatography over silica gel (MeOH in DCM gradient) to obtain tert-butyl 3-acetyl-1-(2-((2S,4R)-2-(3-chloro-2-fluorobenzylcarbamoyl)-4-fluoropyrrolidin-1-yl)-2-oxoethyl)-1H-indol-6-ylcarbamate (**37**) (46 mg, 0.08 mmol).

[0451] LC (method 1): *t*R = 1.90 min. LC/MS (APCI) *m/z*: [M + H]⁺ 589.

(2S,4R)-1-(2-(3-acetyl-5-(2-azabicyclo[2.2.1]heptane-2-carbonyl)-1H-indol-1-yl)acetyl)-N-(3-chloro-2-fluorobenzyl)-4-fluoropyrrolidine-2-carboxamide (39)

Scheme 28

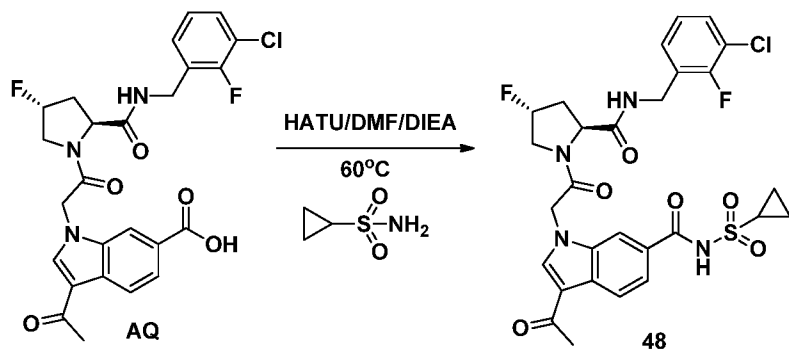


[0452] 3-Acetyl-1-(2-((2S,4R)-2-((3-chloro-2-fluorobenzyl)carbamoyl)-4-fluoropyrrolidin-1-yl)-2-oxoethyl)-1H-indole-5-carboxylic acid (**AC**, 518 mg) was converted to the isocyanate and the reacted with 2-azabicyclo[2.2.1]heptane (194 mg) to give compound **39** following procedures described in scheme 18.

[0453] ¹H NMR (400 MHz, DMSO-*d*₆, 300 K): (major rotamer) δ 1.38-1.77 (m, 6H), 2.00-2.17 (m, 1H), 2.45 (s, 3H), 2.62 (s, 1H), 3.10 (d, *J*=10.8 Hz, 1H), 3.46-3.48 (m, 1H), 3.80-4.00 (m, 1H), 4.05-4.55 (m, 5H), 5.21 (d, *J* = 17.2 Hz, 1H), 5.42 (d, *J* = 53.2 Hz, 1H), 5.58 (s, 1H), 6.99-7.07 (m, 1H), 7.15-7.45 (m, 4H), 8.15 (s, 2H), 8.27 (s, 1H), 8.59 (t, *J* = 5.6 Hz, 1H). LC (method 1): *t*R = 1.76 min. LC/MS (APCI) *m/z*: [M + H]⁺ 597.

3-acetyl-1-(2-((2S,4R)-2-(3-chloro-2-fluorobenzylcarbamoyl)-4-fluoropyrrolidin-1-yl)-2-oxoethyl)-N-(cyclopropylsulfonyl)-1H-indole-6-carboxamide (48)

Scheme 29

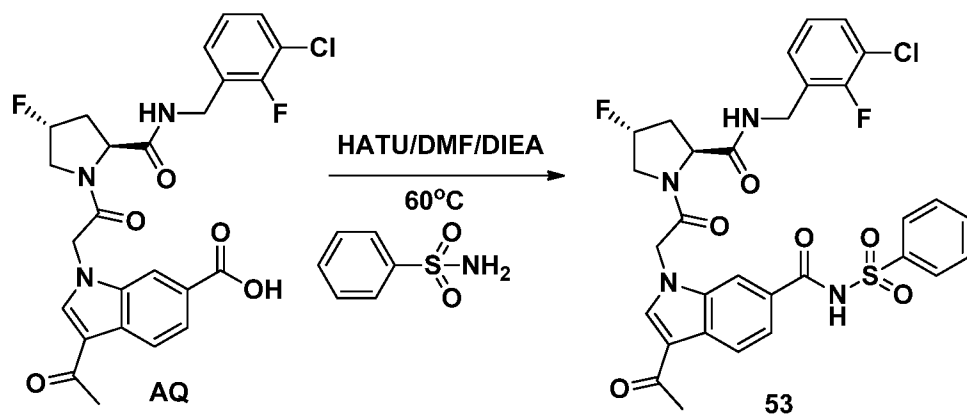


[0454] To a stirred solution of 3-acetyl-1-(2-((2*S*,4*R*)-2-((3-chloro-2-fluorobenzyl)carbamoyl)-4-fluoropyrrolidin-1-yl)-2-oxoethyl)-1*H*-indole-6-carboxylic acid (**AQ**, 177 mg 0.34 mmol) in DMF (8 mL) was added cyclopropanesulfonamide, (207 mg, 1.71 mmol), HATU (390 mg, 1.03 mmol), and DIEA (0.4 mL, 2.4 mmol). The reaction mixture was heated to 60 °C for 36 h. The reaction mixture was then cooled to RT and the solvent was removed under reduced pressure. The residue was purified by preparative HPLC to give 63 mg of the desired product 3-Acetyl-1-(2-((2*S*,4*R*)-2-((3-chloro-2-fluorobenzyl)carbamoyl)-4-fluoropyrrolidin-1-yl)-2-oxoethyl)-*N*-cyclopropylsulfonyl-1*H*-indole-6-carboxamide (**48**) as a white solid.

[0455] ¹H NMR (400 MHz, CD₃OD, 300 K): (major rotamer) δ 1.12 (m, 4H), 2.11 (m, 1H), 2.48 (s, 3H), 3.15 (m, 1H), 3.92 (m, 1H), 4.16 (m, 2H), 4.32 (m, 2H), 4.49 (m, 2H), 5.48 (m, 2H), 6.92 (t, 1H), 7.21 (t, 1H), 7.43 (t, 1H), 7.81 (d, 1H), 8.30 (d, 1H), 8.44 (s, 1H), 8.65 (t, 1H). LC (method 1): tR = 1.52 min. LC/MS (EI) *m/z*: [M + H]⁺ 621.00.

3-acetyl-1-(2-((2*S*,4*R*)-2-((3-chloro-2-fluorobenzyl)carbamoyl)-4-fluoropyrrolidin-1-yl)-2-oxoethyl)-*N*-(phenylsulfonyl)-1*H*-indole-6-carboxamide (53**).**

Scheme 30



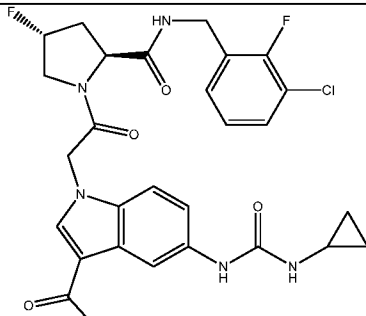
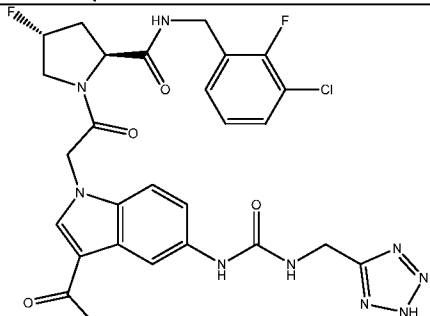
[0456] Was prepared from 3-acetyl-1-(2-((2S,4R)-2-((3-chloro-2-fluorobenzyl)carbamoyl)-4-fluoropyrrolidin-1-yl)-2-oxoethyl)-1H-indole-6-carboxylic acid (AQ, 518 mg) and benzenesulfonamide (786 mg) using HATU as a coupling agent to give compound **53** following procedure described in scheme 29..

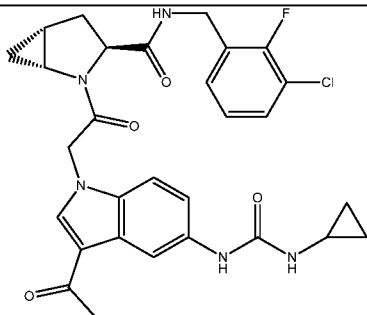
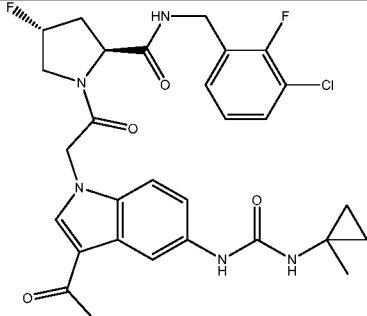
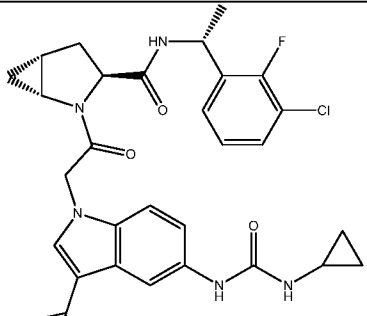
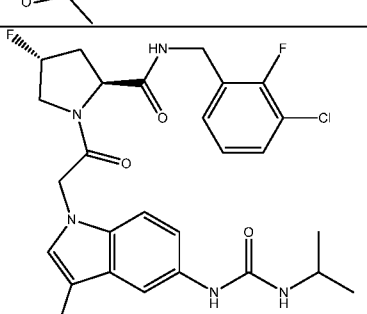
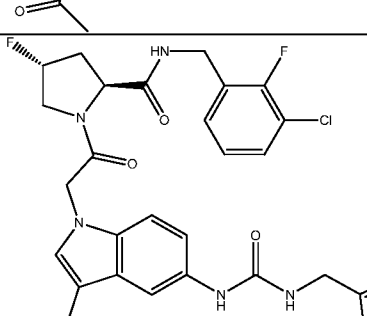
[0457] ¹H NMR (400 MHz, CD₃OD, 300 K): (major rotamer) δ 2.06-2.25 (m, 1H), 2.41 (s, 3H), 2.51-2.59 (m, 1H), 3.82-4.15 (2H), 4.32 (m, 2H), 4.49 (m, 1H), 5.13-5.45 (m, 3H), 6.62 (t, J = 7.0 Hz, 1H), 7.15 (dt, J = 6.4 Hz, J =7.0Hz 2H), 7.45 (t, 2H), 7.55 (m, 2H), 7.82 (d, 2H), 7.88 (s, 1H), 8.25 (m, 2H), 8.59 (t, J = 5.6 Hz, 1H). LC (method 1): tR = 1.71 min. LC/MS (EI) m/z : [M + H]⁺ 657.

EXAMPLE 13. NON-LIMITING EXAMPLES OF COMPOUNDS OF FORMULA I

[0458] Table 1 shows illustrative compounds of Formula I with characterizing data. The assay of Example 14 was used to determine the IC₅₀'s of the compounds. Other standard factor D inhibition assays are also available. Three ***s are used to denote compounds with an IC₅₀ less than 1 micromolar; two **s indicate compound with an IC₅₀ between 1 micromolar and 10 micromolar, and one * denotes compounds with an IC₅₀ greater than 10 micromolar.

TABLE 1

Cm p No.	Structure	Name	IC ₅₀	RT min (Method A or B)	MS (M+1)
1		(2S,4R)-1-(2-(3-acetyl-5-(3-cyclopropylureido)-1H-indol-1-yl)acetyl)-N-(3-chloro-2-fluorobenzyl)-4-fluoropyrrolidine-2-carboxamide	***	1.24 (A)	572
2		(2S,4R)-1-(2-(5-(3-((2H-tetrazol-5-yl)methyl)ureido)-3-acetyl-1H-indol-1-yl)acetyl)-N-(3-chloro-2-fluorobenzyl)-4-fluoropyrrolidine-2-carboxamide	***	1.01 (A)	614

Cmp No.	Structure	Name	IC ₅₀	RT min (Method A or B)	MS (M+1)
3		(1R,3S,5R)-2-(2-(3-acetyl-5-(3-cyclopropylureido)-1H-indol-1-yl)acetyl)-N-(3-chloro-2-fluorobenzyl)-2-azabicyclo[3.1.0]hexane-3-carboxamide	***	1.52 (A)	566
4		(2S,4R)-1-(2-(3-acetyl-5-(3-(1-methylcyclopropyl)ureido)-1H-indol-1-yl)acetyl)-N-(3-chloro-2-fluorobenzyl)-4-fluoropyrrolidine-2-carboxamide	***	1.66 (A)	586
5		(1R,3S,5R)-2-(2-(3-acetyl-5-(3-cyclopropylureido)-1H-indol-1-yl)acetyl)-N-((R)-1-(3-chloro-2-fluorophenyl)ethyl)-2-azabicyclo[3.1.0]hexane-3-carboxamide	***	1.74 (A)	580
6		(2S,4R)-1-(2-(3-acetyl-5-(3-isopropylureido)-1H-indol-1-yl)acetyl)-N-(3-chloro-2-fluorobenzyl)-4-fluoropyrrolidine-2-carboxamide	***	1.65 (A)	574
7		(2S,4R)-1-(2-(3-acetyl-5-(3-(isoxazol-3-ylmethyl)ureido)-1H-indol-1-yl)acetyl)-N-(3-chloro-2-fluorobenzyl)-4-fluoropyrrolidine-2-carboxamide	***	1.49 (A)	613

Cmp No.	Structure	Name	IC ₅₀	RT min (Method A or B)	MS (M+1)
8		(2S,4R)-1-(2-(3-acetyl-5-(3-(pyrimidin-2-ylmethyl)ureido)-1H-indol-1-yl)acetyl)-N-(3-chloro-2-fluorobenzyl)-4-fluoropyrrolidine-2-carboxamide	***	1.35 (A)	624
9		N-(3-acetyl-1-(2-((2S,4R)-2-(3-chloro-2-fluorobenzylcarbamoyl)-4-fluoropyrrolidin-1-yl)-2-oxoethyl)-1H-indol-5-yl)pyrrolidine-1-carboxamide	***	1.61 (A)	586
10		(2S,4R)-1-(2-(3-acetyl-5-(3-cyclopropylureido)-1H-indol-1-yl)acetyl)-4-fluoro-N-(2-fluoro-3-(trifluoromethoxy)phenyl)pyrrolidine-2-carboxamide	***	1.80 (A)	608
11		(1R,3S,5R)-2-(2-(3-acetyl-5-(3-cyclopropylureido)-1H-indol-1-yl)acetyl)-N-(2-fluoro-3-(trifluoromethoxy)phenyl)-2-azabicyclo[3.1.0]hexane-3-carboxamide	***	1.88 (A)	602

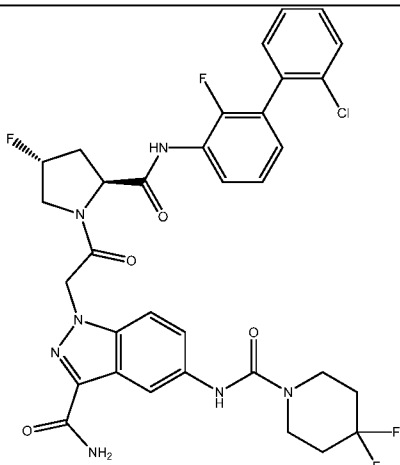
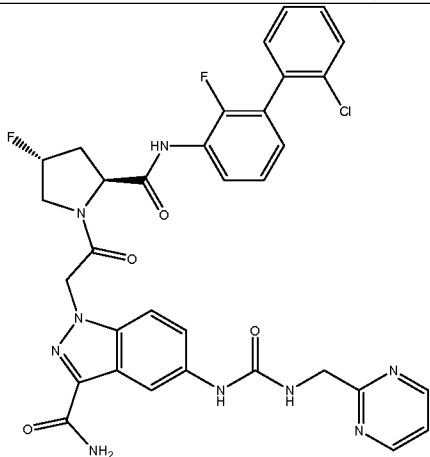
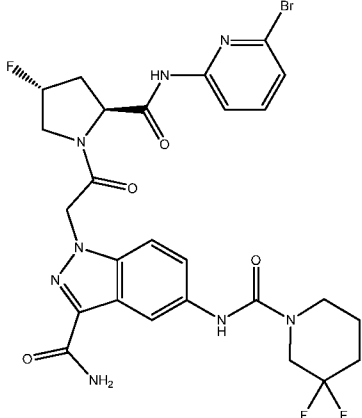
Cmp No.	Structure	Name	IC ₅₀	RT min (Method A or B)	MS (M+1)
12		(1R,3S,5R)-2-(2-(3-acetyl-5-(pyrrolidine-1-carboxamido)-1H-indol-1-yl)acetyl)-N-(3-chloro-2-fluorobenzyl)-2-azabicyclo[3.1.0]hexane-3-carboxamide	***	1.72 (A)	581
13		N-(3-acetyl-1-(2-((2S,4R)-2-(3-chloro-2-fluorobenzylcarbamoyl)-4-fluoropyrrolidin-1-yl)-2-oxoethyl)-1H-indol-5-yl)-3,3-difluoropyrrolidine-1-carboxamide	***	1.77 (A)	622
14		cyclopropyl 3-acetyl-1-(2-((2S,4R)-2-(3-chloro-2-fluorobenzylcarbamoyl)-4-fluoropyrrolidin-1-yl)-2-oxoethyl)-1H-indol-5-ylcarbamate	***	1.78 (A)	573
15		cyclopropylmethyl 3-acetyl-1-(2-((2S,4R)-2-(3-chloro-2-fluorobenzylcarbamoyl)-4-fluoropyrrolidin-1-yl)-2-oxoethyl)-1H-indol-5-ylcarbamate	***	1.96 (A)	587

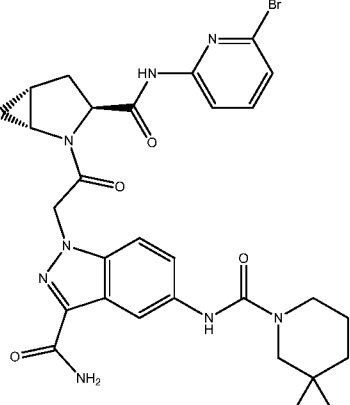
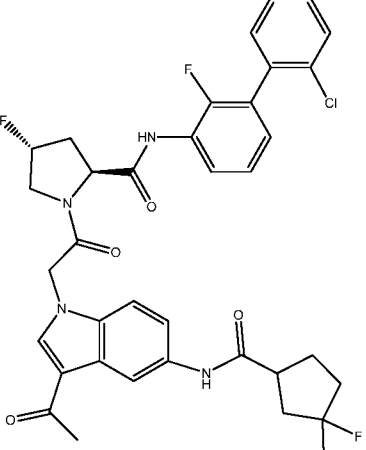
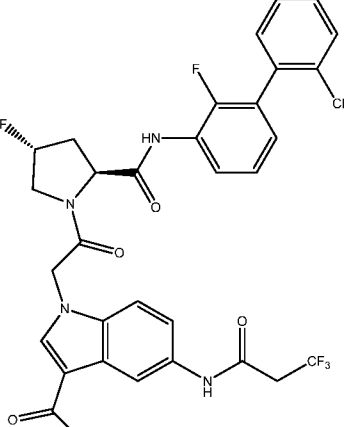
Cmp No.	Structure	Name	IC ₅₀	RT min (Method A or B)	MS (M+1)
16		N-(3-acetyl-1-(2-((2S,4R)-2-(3-chloro-2-fluorobenzylcarbamoyl)-4-fluoropyrrolidin-1-yl)-2-oxoethyl)-1H-indol-5-yl)-3,3-difluoropiperidine-1-carboxamide	***	1.82 (A)	636
17		N-(3-acetyl-1-(2-((2S,4R)-4-fluoro-2-(2-fluoro-3-(trifluoromethoxy)phenylcarbamoyl)pyrrolidin-1-yl)-2-oxoethyl)-1H-indol-5-yl)-3,3-difluoropiperidine-1-carboxamide	***	2.06 (A)	672
18		N-(3-acetyl-1-(2-((2S,4R)-2-(2'-chloro-2-fluorobiphenyl-3-ylcarbamoyl)-4-fluoropyrrolidin-1-yl)-2-oxoethyl)-1H-indol-5-yl)-3,3-difluoropiperidine-1-carboxamide	***	2.25 (A)	698
19		(2S,4R)-1-(2-(3-acetyl-5-(3-isoxazol-3-ylureido)-1H-indol-1-yl)acetyl)-N-(3-chloro-2-fluorobenzyl)-4-fluoropyrrolidine-2-carboxamide	***	1.60 (A)	599

Cmp No.	Structure	Name	IC ₅₀	RT min (Method A or B)	MS (M+1)
20		N-(3-acetyl-1-(2-((2S,4R)-4-fluoro-2-(6-(trifluoromethyl)pyridin-2-ylcarbamoyl)pyrrolidin-1-yl)-2-oxoethyl)-1H-indol-5-yl)-3,3-difluoropiperidine-1-carboxamide	***	1.89 (A)	639
21		(2S,4R)-1-(2-(3-acetyl-5-(3-(2,2,2-trifluoroethyl)ureido)-1H-indol-1-yl)acetyl)-N-(3-chloro-2-fluorobenzyl)-4-fluoropyrrolidine-2-carboxamide	***	1.72 (A)	614
22		N-(3-acetyl-1-(2-((2S,4R)-2-(3-chloro-2-fluorobenzylcarbamoyl)-4-fluoropyrrolidin-1-yl)-2-oxoethyl)-1H-indol-5-yl)-5H-pyrrolo[3,4-d]pyrimidine-6(7H)-carboxamide	***	1.38 (A)	636
23		(2S,4R)-1-(2-(3-acetyl-5-(3-pyrimidin-5-ylureido)-1H-indol-1-yl)acetyl)-N-(3-chloro-2-fluorobenzyl)-4-fluoropyrrolidine-2-carboxamide	***	1.40 (A)	610

Cmp No.	Structure	Name	IC ₅₀	RT min (Method A or B)	MS (M+1)
24		1-(2-((2S,4R)-2-(2'-chloro-2-fluorobiphenyl-3-ylcarbamoyl)-4-fluoropyrrolidin-1-yl)-2-oxoethyl)-5-(3,3-difluoropiperidine-1-carboxamido)-1H-indazole-3-carboxamide	***	2.09 (A)	700
25		1-(2-((2S,4R)-4-fluoro-2-(2-fluoro-3-(trifluoromethoxy)phenylcarbamoyl)pyrrolidin-1-yl)-2-oxoethyl)-5-(3-isoxazol-3-ylureido)-1H-indazole-3-carboxamide	***	1.71 (A)	637
26		5-(3,3-difluoropiperidine-1-carboxamido)-1-(2-((2S,4R)-4-fluoro-2-(2-fluoro-3-(trifluoromethoxy)phenylcarbamoyl)pyrrolidin-1-yl)-2-oxoethyl)-1H-indazole-3-carboxamide	***	1.90 (A)	674
27		5-(3,3-difluoropiperidine-1-carboxamido)-1-(2-((1R,3S,5R)-3-(2-fluoro-3-(trifluoromethoxy)phenylcarbamoyl)-2-azabicyclo[3.1.0]hexan-2-yl)-2-oxoethyl)-1H-indazole-3-carboxamide	***	1.97 (A)	668

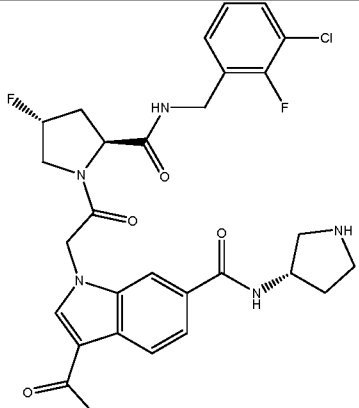
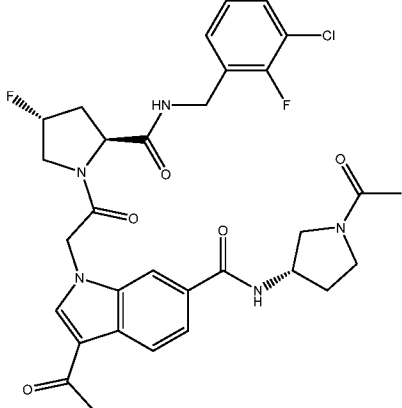
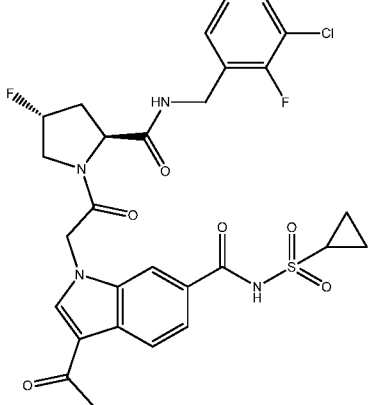
Cmp No.	Structure	Name	IC ₅₀	RT min (Method A or B)	MS (M+1)
28		1-(2-(((1R,3S,5R)-3-(2'-chloro-2-fluorobiphenyl-3-ylcarbamoyl)-2-azabicyclo[3.1.0]hexan-2-yl)-2-oxoethyl)-5-(3,3-difluoropiperidine-1-carboxamido)-1H-indazole-3-carboxamide	***	2.17 (A)	694
29		1-(2-(((2S,4R)-2-(3-(3-chloropyridin-2-yl)-2-fluorophenylcarbamoyl)-4-fluoropyrrolidin-1-yl)-2-oxoethyl)-5-(3,3-difluoropiperidine-1-carboxamido)-1H-indazole-3-carboxamide	***	1.65 (A)	701
30		1-(2-(((2S,4R)-2-(2'-chloro-2-fluorobiphenyl-3-ylcarbamoyl)-4-fluoropyrrolidin-1-yl)-2-oxoethyl)-5-(3,3-difluoropyrrolidine-1-carboxamido)-1H-indazole-3-carboxamide	***	2.03 (A)	686

Cmp No.	Structure	Name	IC ₅₀	RT min (Method A or B)	MS (M+1)
31		1-(2-((2S,4R)-2-(2'-chloro-2-fluorobiphenyl-3-ylcarbamoyl)-4-fluoropyrrolidin-1-yl)-2-oxoethyl)-5-(4,4-difluoropiperidine-1-carboxamido)-1H-indazole-3-carboxamide	***	2.11 (A)	700
32		1-(2-((2S,4R)-2-(2'-chloro-2-fluorobiphenyl-3-ylcarbamoyl)-4-fluoropyrrolidin-1-yl)-2-oxoethyl)-5-(3-(pyrimidin-2-ylmethyl)ureido)-1H-indazole-3-carboxamide	***	1.69 (A)	688
33		1-(2-((2S,4R)-2-(6-bromopyridin-2-ylcarbamoyl)-4-fluoropyrrolidin-1-yl)-2-oxoethyl)-5-(3,3-difluoropiperidine-1-carboxamido)-1H-indazole-3-carboxamide	***	1.59 (A)	651

Cmp No.	Structure	Name	IC ₅₀	RT min (Method A or B)	MS (M+1)
34		1-(2-(((1R,3S,5R)-3-(6-bromopyridin-2-ylcarbamoyl)-2-azabicyclo[3.1.0]hexan-2-yl)-2-oxoethyl)-5-(3,3-difluoropiperidine-1-carboxamido)-1H-indazole-3-carboxamide	***	1.75 (A)	645
35		(2S,4R)-1-(2-(3-acetyl-5-(3,3-difluorocyclopentanecarboxamido)-1H-indol-1-yl)acetyl)-N-(2'-chloro-2-fluorobiphenyl-3-yl)-4-fluoropyrrolidine-2-carboxamide	***	2.61 (A)	683
36		(2S,4R)-1-(2-(3-acetyl-5-(3,3,3-trifluoropropanamido)-1H-indol-1-yl)acetyl)-N-(2'-chloro-2-fluorobiphenyl-3-yl)-4-fluoropyrrolidine-2-carboxamide	***	2.70 (A)	661

Cmp No.	Structure	Name	IC ₅₀	RT min (Method A or B)	MS (M+1)
37		tert-butyl 3-acetyl-1-(2-((2S,4R)-2-(3-chloro-2-fluorobenzylcarbamoyl)-4-fluoropyrrolidin-1-yl)-2-oxoethyl)-1H-indol-6-ylcarbamate	***	1.90 (A)	589
38		1-(3-acetyl-1-(2-((2S,4R)-2-(3-chloro-2-fluorobenzylcarbamoyl)-4-fluoropyrrolidin-1-yl)-2-oxoethyl)-1H-indole-5-carbonyl)-1,2,3,6-tetrahydropyridin-4-ylboronic acid	***	0.93 (A)	627
39		(2S,4R)-1-(2-(3-acetyl-5-(2-azabicyclo[2.2.1]heptane-2-carbonyl)-1H-indol-1-yl)acetyl)-N-(3-chloro-2-fluorobenzyl)-4-fluoropyrrolidine-2-carboxamide	***	1.76 (A)	597
40		(2S,4R)-1-(2-(3-acetyl-5-(3,3-difluoropiperidine-1-carbonyl)-1H-indol-1-yl)acetyl)-N-(3-chloro-2-fluorobenzyl)-4-fluoropyrrolidine-2-carboxamide	***	1.83 (A)	621

Cmp No.	Structure	Name	IC ₅₀	RT min (Method A or B)	MS (M+1)
41		3-acetyl-1-(2-((2S,4R)-2-(3-chloro-2-fluorobenzylcarbamoyl)-4-fluoropyrrolidin-1-yl)-2-oxoethyl)-N-cyclopropyl-1H-indole-5-carboxamide	***	1.54 (A)	557
42		(2S,4R)-1-(2-(3-acetyl-6-(3-(aminomethyl)pyrrolidine-1-carbonyl)-1H-indol-1-yl)acetyl)-N-(3-chloro-2-fluorobenzyl)-4-fluoropyrrolidine-2-carboxamide	***	1.02 (A)	600
43		3-acetyl-1-(2-((2S,4R)-2-(3-chloro-2-fluorobenzylcarbamoyl)-4-fluoropyrrolidin-1-yl)-2-oxoethyl)-N-(methylsulfonyl)-1H-indole-6-carboxamide	***	1.60 (A)	595
44		(S)-tert-butyl 3-(3-acetyl-1-(2-((2S,4R)-2-(3-chloro-2-fluorobenzylcarbamoyl)-4-fluoropyrrolidin-1-yl)-2-oxoethyl)-1H-indole-6-carboxamido)pyrrolidine-1-carboxylate	***	1.92 (A)	686

Cmp p No.	Structure	Name	IC ₅₀	RT min (Method A or B)	MS (M+1)
45		3-acetyl-1-(2-((2S,4R)-2-(3-chloro-2-fluorobenzylcarbamoyl)-4-fluoropyrrolidin-1-yl)-2-oxoethyl)-N-((S)-pyrrolidin-3-yl)-1H-indole-6-carboxamide	***	1.10 (A)	586
46		3-acetyl-N-((S)-1-acetylpyrrolidin-3-yl)-1-(2-((2S,4R)-2-(3-chloro-2-fluorobenzylcarbamoyl)-4-fluoropyrrolidin-1-yl)-2-oxoethyl)-1H-indole-6-carboxamide	***	1.30 (A)	628
48		3-acetyl-1-(2-((2S,4R)-2-(3-chloro-2-fluorobenzylcarbamoyl)-4-fluoropyrrolidin-1-yl)-2-oxoethyl)-N-(cyclopropylsulfonyl)-1H-indole-6-carboxamide	***	1.52 (A)	621

Cmp No.	Structure	Name	IC ₅₀	RT min (Method A or B)	MS (M+1)
49		3-acetyl-1-(2-((2S,4R)-2-(3-chloro-2-fluorobenzylcarbamoyl)-4-fluoropyrrolidin-1-yl)-2-oxoethyl)-N-(pyrrolidin-3-ylmethyl)-1H-indole-6-carboxamide	***	0.70 (A)	600
50		tert-butyl 3-((3-acetyl-1-(2-((2S,4R)-2-(3-chloro-2-fluorobenzylcarbamoyl)-4-fluoropyrrolidin-1-yl)-2-oxoethyl)-1H-indole-6-carboxamido)methyl)pyrrolidine-1-carboxylate	***	1.77 (A)	700
51		methyl 1-(3-acetyl-1-(2-((2S,4R)-2-(3-chloro-2-fluorobenzylcarbamoyl)-4-fluoropyrrolidin-1-yl)-2-oxoethyl)-1H-indole-6-carbonyl)pyrrolidine-3-carboxylate	***	1.28 (A)	629

Cmp No.	Structure	Name	IC ₅₀	RT min (Method A or B)	MS (M+1)
52		1-(3-acetyl-1-(2-((2S,4R)-2-(3-chloro-2-fluorobenzylcarbamoyl)-4-fluoropyrrolidin-1-yl)-2-oxoethyl)-1H-indole-6-carbonyl)pyrrolidine-3-carboxylic acid	***	1.14 (A)	615
53		3-acetyl-1-(2-((2S,4R)-2-(3-chloro-2-fluorobenzylcarbamoyl)-4-fluoropyrrolidin-1-yl)-2-oxoethyl)-N-(phenylsulfonyl)-1H-indole-6-carboxamide	***	1.71 (A)	657
54		1-(2-((2S,4R)-2-(2'-chloro-2-fluorobiphenyl-3-ylcarbamoyl)-4-fluoropyrrolidin-1-yl)-2-oxoethyl)-N6-(cyclopropylsulfonyl)-1H-indazole-3,6-dicarboxamide	***	2.00 (A)	685

EXAMPLE 14. HUMAN FACTOR D ASSAY

[0459] Human factor D (purified from human serum, Complement Technology, Inc.) at 80 nM final concentration is incubated with test compound at various concentrations for 5 minutes at room temperature in 50 mM Tris, 1M NaCl, pH 7.5. A synthetic substrate Z-L-Lys-SBzl and DTNB (Ellman's reagent) are added to final concentrations of 100 μ M each. The

increase in color is recorded at OD₄₀₅ nm in a microplate in kinetic mode over 30 minutes with 30 second time points in a spectrofluorimeter. IC₅₀ values are calculated by non-linear regression from the percentage of inhibition of complement factor D activity as a function of test compound concentration.

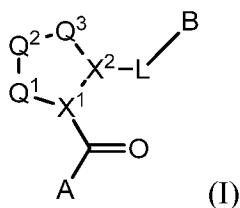
EXAMPLE 15. HEMOLYSIS ASSAY

[0460] The hemolysis assay was previously described by G. Ruiz-Gomez, et al., J. Med. Chem. (2009) 52: 6042-6052. In the assay red blood cells (RBC), rabbit erythrocytes (purchased from Complement Technologies), are washed using GVB Buffer (0.1 % gelatin, 5 mM Veronal, 145 mM NaCl, 0.025 % NaN₃, pH 7.3) plus 10 mM final Mg-EGTA. Cells are used at a concentration of 1×10^8 cells/mL. Prior to the hemolysis assay, the optimum concentration of Normal Human Serum (NHS) needed to achieve 100% lysis of rabbit erythrocytes is determined by titration. NHS (Complement Technologies) is incubated with inhibitor for 15 min at 37 °C, rabbit erythrocytes in buffer were added and incubated for an additional 30 min at 37 °C. Positive control (100% lysis) consists of serum and RBC and negative control (0% lysis) of Mg-EGTA buffer and RBC only. Samples are centrifuged at 2000g for 5 min, and supernatants collected. Optical density of the supernatant is monitored at 405 nm using a UV/visible spectrophotometer. Percentage lysis in each sample is calculated relative to positive control (100% lysis).

Part B. INCORPORATION OF TEXT OF PRIORITY DOCUMENTS

[0461] For the purpose of assuring full right of priority to the previously filed priority applications, the text of the provisional U.S. Application 62/046,783, filed September 5, 2014, is hereby incorporated by reference and relevant portions are provided below. Where terms are overlapping, the term as used in a claim is considered to refer to the the terms as provided in Part A above unless otherwise indicated or clear from the text of the claim, however, all disclosure is considered part of the invention for all disclosed purposes.

[0462] The disclosure provides compounds of Formula I



and the pharmaceutically acceptable salts thereof. Within Formula I the variables, e.g. A, B, L, X^1 , X^2 , Q^1 , Q^2 , and Q^3 carry the following values.

[0463] Q^1 is $N(R^1)$ or $C(R^1R^{1'})$.

[0464] Q^2 is $C(R^2R^{2'})$, $C(R^2R^{2'})-C(R^2R^{2'})$, or $C(R^2R^{2'})O$.

[0465] Q^3 is $N(R^3)$, S, or $C(R^3R^{3'})$.

[0466] (a) X^1 and X^2 are independently N or CH, or (b) X^1 and X^2 together are $C=C$.

[0467] R^1 , $R^{1'}$, R^2 , $R^{2'}$, R^3 , and $R^{3'}$ are independently chosen at each occurrence from (c)

and (d):

[0468] (c) hydrogen, halogen, hydroxyl, nitro, cyano, amino, C_1 - C_6 alkyl, C_2 - C_6 alkenyl, C_1 - C_6 alkoxy, C_2 - C_6 alkynyl, C_2 - C_6 alkanoyl, C_1 - C_6 thioalkyl, hydroxy C_1 - C_6 alkyl, amino C_1 - C_6 alkyl, $-C_0$ - C_4 alkyl NR^9R^{10} , $-C(O)OR^9$, $-OC(O)R^9$, $-NR^9C(O)R^{10}$, $-C(O)NR^9R^{10}$, $-OC(O)NR^9R^{10}$, $-NR^9C(O)OR^{10}$, C_1 - C_2 haloalkyl, and C_1 - C_2 haloalkoxy, where R^9 and R^{10} are independently chosen at each occurrence from hydrogen, C_1 - C_6 alkyl, and $(C_3$ - C_7 cycloalkyl) C_0 - C_4 alkyl;

[0469] (d) $-C_0$ - C_4 alkyl(C_3 - C_7 cycloalkyl) and $-O$ - C_0 - C_4 alkyl(C_3 - C_7 cycloalkyl).

[0470] Additionally any one of the following rings (e), (f), (g), (h), (i), or (j) may be present:

[0471] (e) R^1 and $R^{1'}$ or R^3 and $R^{3'}$ may be taken together to form a 3- to 6-membered carbocyclic spiro ring or a 3- to 6-membered heterocyclic spiro ring containing 1 or 2 heteroatoms independently chosen from N, O, or S;

[0472] (f) R^2 and $R^{2'}$ may be taken together to form a 3- to 6-membered carbocyclic spiro ring,

[0473] (g) R^2 and $R^{2'}$ may be taken together to form a 3- to 6-membered heterocyclic spiro ring,

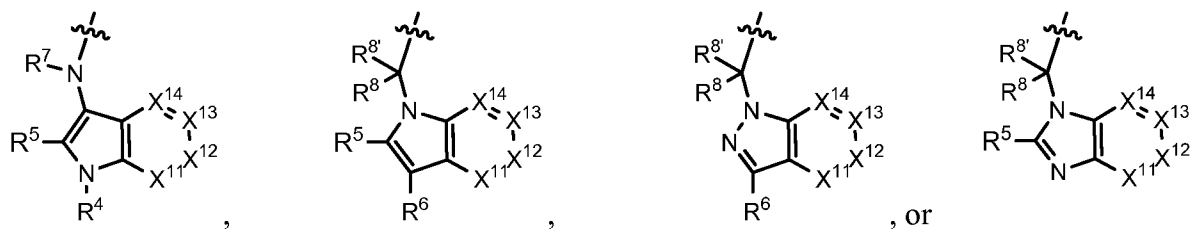
[0474] each of which spiro rings (e), (f), and (g) is unsubstituted or substituted with one or more halogen or methyl substituents;

[0475] (h) R^1 and R^2 may be taken together to form a 3-membered carbocyclic ring;

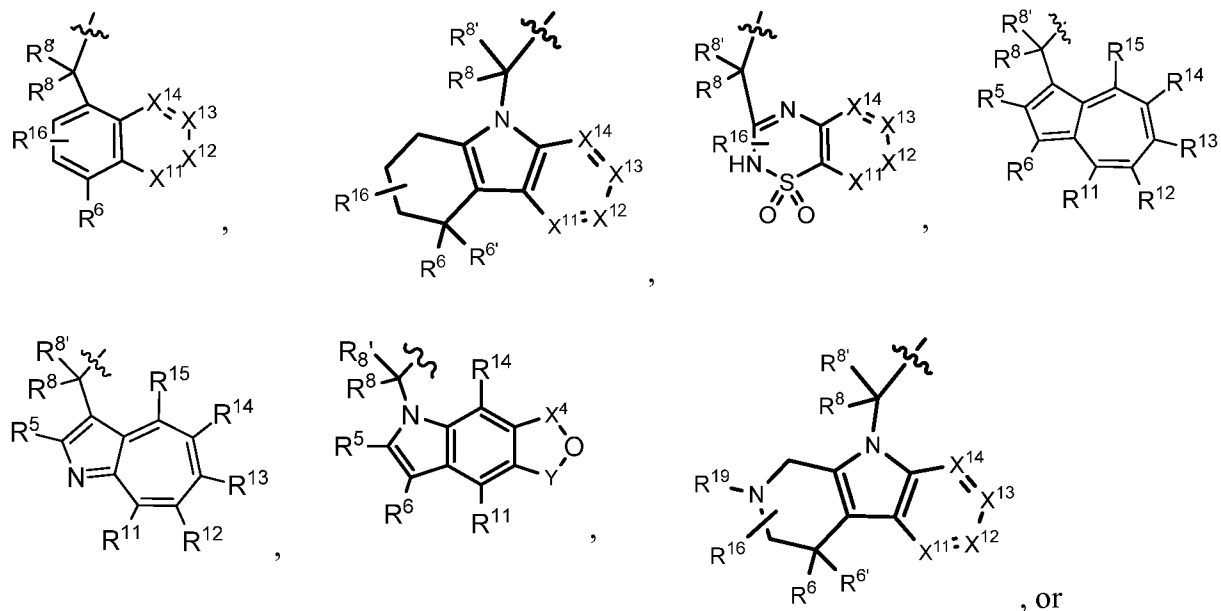
[0476] (i) R^1 and R^2 may be taken together to form a 4- to 6-membered carbocyclic ring or a 4- to 6-membered heterocyclic ring containing 1 or 2 heteroatoms independently chosen from N, O, and S.

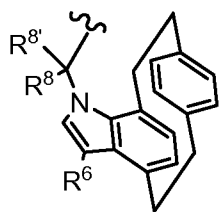
[0477] (j) R^2 and R^3 , if bound to adjacent carbon atoms, may be taken together to form a 3- to 6-membered carbocyclic ring or a 3- to 6-membered heterocyclic ring; each of which ring (g), (h), and (i) may be unsubstituted or substituted with 1 or more substituents independently chosen from halogen, hydroxyl, cyano, $-\text{COOH}$, $\text{C}_1\text{-C}_4$ alkyl, $\text{C}_2\text{-C}_4$ alkenyl, $\text{C}_1\text{-C}_4$ alkoxy, $\text{C}_2\text{-C}_4$ alkanoyl, hydroxy $\text{C}_1\text{-C}_4$ alkyl, (mono- and di- $\text{C}_1\text{-C}_4$ alkylamino) $\text{C}_0\text{-C}_4$ alkyl, $-\text{C}_0\text{-C}_4$ alkyl($\text{C}_3\text{-C}_7$ cycloalkyl), $-\text{O-C}_0\text{-C}_4$ alkyl($\text{C}_3\text{-C}_7$ cycloalkyl), $\text{C}_1\text{-C}_2$ haloalkyl, and $\text{C}_1\text{-C}_2$ haloalkoxy;

[0478] A is a heterocyclic group chosen from (k) and (l) where (k) is



and (l) is



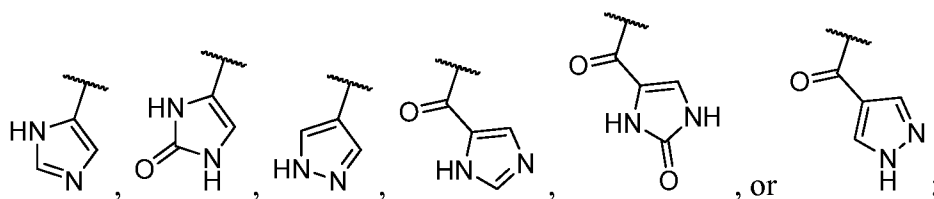


[0479] X^4 is B(OH) and Y is CHR^9 ; or X^4 is CHR^9 and Y is B(OH).

[0480] R^4 is (m) or (n):

[0481] (m) -CHO, -CONH₂, or C₂-C₆alkanoyl;

[0482] (n) hydrogen, -SO₂NH₂, -C(CH₂)F, -CH(CF₃)NH₂, C₁-C₆alkyl, -C₀-C₄alkyl(C₃-C₇cycloalkyl), -C(O)C₀-C₂alkyl(C₃-C₇cycloalkyl),



each of which R^4 other than hydrogen, -CHO, and -CONH₂, is unsubstituted or substituted with one or more of amino, imino, halogen, hydroxyl, cyano, cyanoimino, C₁-C₂alkyl, C₁-C₂alkoxy, -C₀-C₂alkyl(mono- and di-C₁-C₄alkylamino), C₁-C₂haloalkyl, and C₁-C₂haloalkoxy.

[0483] R^5 and R^6 are independently chosen from (o) and (p):

[0484] (o) -CHO, -C(O)NH₂, -C(O)NH(CH₃), or C₂-C₆alkanoyl;

[0485] (p) hydrogen, hydroxyl, halogen, cyano, nitro, -COOH, -SO₂NH₂, vinyl, C₁-C₆alkyl, C₂-C₆alkenyl, C₁-C₆alkoxy, -C₀-C₄alkyl(C₃-C₇cycloalkyl), -C(O)C₀-C₄alkyl(C₃-C₇cycloalkyl), -P(O)(OR⁹)₂, -OC(O)R⁹, -C(O)OR⁹, -C(O)N(CH₂CH₂R⁹)(R¹⁰), -NR⁹C(O)R¹⁰, phenyl, or 5- to 6-membered heteroaryl.

[0486] Each R^5 and R^6 other than hydrogen, hydroxyl, cyano, and -COOH is unsubstituted or substituted with one or more substituents independently chosen from halogen, hydroxyl, amino, imino, cyano, cyanoimino, C₁-C₂alkyl, C₁-C₄alkoxy, -C₀-C₂alkyl(mono- and di-C₁-C₄alkylamino), C₁-C₂haloalkyl, and C₁-C₂haloalkoxy.

[0487] $R^{6'}$ is hydrogen, halogen, hydroxyl, C₁-C₄alkyl, or C₁-C₄alkoxy; or R^6 and $R^{6'}$ may be taken together to form an oxo, vinyl, or imino group.

[0488] R^7 is hydrogen, C₁-C₆alkyl, or -C₀-C₄alkyl(C₃-C₇cycloalkyl).

[0489] R^8 and $R^{8'}$ are independently chosen from hydrogen, halogen, hydroxyl, C_1 - C_6 alkyl, C_1 - C_6 alkoxy, and $(C_1$ - C_4 alkylamino) C_0 - C_2 alkyl, or R^8 and $R^{8'}$ are taken together to form an oxo group.

[0490] R^{16} is 0 or 1 or more substituents independently chosen from halogen, hydroxyl, nitro, cyano, C_1 - C_6 alkyl, C_2 - C_6 alkenyl, C_2 - C_6 alkanoyl, C_1 - C_6 alkoxy, $-C_0$ - C_4 alkyl(mono- and di- C_1 - C_6 alkylamino), $-C_0$ - C_4 alkyl(C_3 - C_7 cycloalkyl), C_1 - C_2 haloalkyl, and C_1 - C_2 haloalkoxy.

[0491] R^{19} is hydrogen, C_1 - C_6 alkyl, C_2 - C_6 alkenyl, C_2 - C_6 alkanoyl, $-SO_2C_1$ - C_6 alkyl, (mono- and di- C_1 - C_6 alkylamino) C_1 - C_4 alkyl, $-C_0$ - C_4 alkyl(C_3 - C_7 cycloalkyl), each of which R^{19} other than hydrogen is substituted with 0 or 1 or more substituents independently chosen from halogen, hydroxyl, amino, $-COOH$, and $-C(O)OC_1$ - C_4 alkyl.

[0492] X^{11} is N or CR^{11} .

[0493] X^{12} is N or CR^{12} .

[0494] X^{13} is N or CR^{13} .

[0495] X^{14} is N or CR^{14} .

[0496] X^{15} is N or CR^{15} .

[0497] No more than 2 of X^{11} , X^{12} , X^{13} , X^{14} , and X^{15} are N.

[0498] R^{11} , R^{14} , and R^{15} are independently chosen at each occurrence from hydrogen, halogen, hydroxyl, nitro, cyano, $-O(PO)(OR^9)_2$, $-(PO)(OR^9)_2$, C_1 - C_6 alkyl, C_2 - C_6 alkenyl, C_2 - C_6 alkanoyl, C_1 - C_6 alkoxy, C_1 - C_6 thioalkyl, $-C_0$ - C_4 alkyl(mono- and di- C_1 - C_6 alkylamino), $-C_0$ - C_4 alkyl(C_3 - C_7 cycloalkyl), $-C_0$ - C_4 alkoxy(C_3 - C_7 cycloalkyl), C_1 - C_2 haloalkyl, and C_1 - C_2 haloalkoxy.

[0499] R^{12} and R^{13} are independently chosen from (q), (r), and (s):

[0500] (q) hydrogen, halogen, hydroxyl, nitro, cyano, amino, $-COOH$, C_1 - C_2 haloalkyl, and C_1 - C_2 haloalkoxy,

[0501] (r) C_1 - C_6 alkyl, C_2 - C_6 alkenyl, C_2 - C_6 alkanoyl, C_1 - C_6 alkoxy, C_2 - C_6 alkenyloxy, $-C(O)OR^9$, C_1 - C_6 thioalkyl, $-C_0$ - C_4 alkyl NR^9R^{10} , $-C(O)NR^9R^{10}$, $-SO_2R^9R^{10}$, $-SO_2NR^9R^{10}$, $-OC(O)R^9$, and $-C(NR^9)NR^9R^{10}$, each of which (r) is unsubstituted or substituted with one or more substituents independently selected from halogen, hydroxyl, nitro, cyano, amino, $-COOH$, $-CONH_2$, C_1 - C_2 haloalkyl, and C_1 - C_2 haloalkoxy, and each of which (r) is also optionally substituted with one substituent chosen from phenyl and 4- to 7-membered heterocycle containing 1, 2, or 3 heteroatoms independently chosen from N, O, and S; which phenyl or 4- to 7-membered heterocycle is unsubstituted or substituted with one or more substituents

independently chosen from halogen, hydroxyl, nitro, cyano, C₁-C₆alkyl, C₂-C₆alkenyl, C₂-C₆alkanoyl, C₁-C₆alkoxy, (mono- and di-C₁-C₆alkylamino)C₀-C₄alkyl, C₁-C₆alkylester, -C₀-C₄alkyl)(C₃-C₇cycloalkyl), C₁-C₂haloalkyl, and C₁-C₂haloalkoxy;

[0502] (s) -C₂-C₆alkynyl, -C₂-C₆alkynylR²³, C₂-C₆alkanoyl, -JC₃-C₇cycloalkyl, -B(OH)₂, -JC(O)NR⁹R²³, -JOSO₂OR²¹, -C(O)(CH₂)₁₋₄S(O)R²¹, -O(CH₂)₁₋₄S(O)NR²¹NR²², -JOP(O)(OR²¹)(OR²²), -JP(O)(OR²¹)(OR²²), -JOP(O)(OR²¹)R²², -JP(O)(OR²¹)R²², -JOP(O)R²¹R²², -JP(O)R²¹R²², -JSP(O)(OR²¹)(OR²²), -JSP(O)(OR²¹)(R²²), -JSP(O)(R²¹)(R²²), -JNR⁹P(O)(NHR²¹)(NHR²²), -JNR⁹P(O)(OR²¹)(NHR²²), -JNR⁹P(O)(OR²¹)(OR²²), -JC(S)R²¹, -JNR²¹SO₂R²², -JNR⁹S(O)NR¹⁰R²², -JNR⁹SO₂NR¹⁰R²², -JSO₂NR⁹COR²², -O(CH₂)₁₋₄SO₂NR²¹R²², -JSO₂NR⁹CONR²¹R²², -JNR²¹SO₂R²², -JC(O)NR²¹SO₂R²², -JC(NH₂)NR²², -JC(NH₂)NS(O)₂R²², -JOC(O)NR²¹R²², -JOC(O)NR²⁴R²⁵, -JNR⁹C(O)OR¹⁰, -JNR⁹C(O)OR²³, -JNR²¹OC(O)R²², -(CH₂)₁₋₄C(O)NR²¹R²², -JC(O)R²⁴R²⁵, -JNR⁹C(O)R²¹, -JC(O)R²¹, -JNR⁹C(O)NR⁹R¹⁰, -JNR⁹C(O)NR¹⁰R²³, -JNR⁹C(O)NR²⁴R²⁵, -CCR²¹, -(CH₂)₁₋₄OC(O)R²¹, -JC(O)OR²³, -C₂-C₄alkylR²³, -C₂-C₄alkenylR²³, -C₂-C₄alkynylR²³, and -Jparacyclophane.

[0503] J is independently chosen at each occurrence from a covalent bond, C₁-C₄alkylene, -OC₁-C₄alkylene, C₂-C₄alkenylene, and C₂-C₄alkynylene.

[0504] R²¹ and R²² are independently chosen at each occurrence from hydrogen, hydroxyl, cyano, amino, C₁-C₆alkyl, C₁-C₆alkyl, C₁-C₆alkoxy, (C₃-C₇cycloalkyl)C₀-C₄alkyl, (phenyl)C₀-C₄alkyl, -C₁-C₄alkylOC(O)OC₁-C₆alkyl, -C₁-C₄alkylOC(O)C₁-C₆alkyl, -C₁-C₄alkylC(O)OC₁-C₆alkyl, (4- to 7-membered heterocycloalkyl)C₀-C₄alkyl having 1, 2, or 3 heteroatoms independently chosen from N, O, and S, and (5- or 6- membered unsaturated or aromatic heterocycle)C₀-C₄alkyl having 1, 2, or 3 heteroatoms independently chosen from N, O, and S.

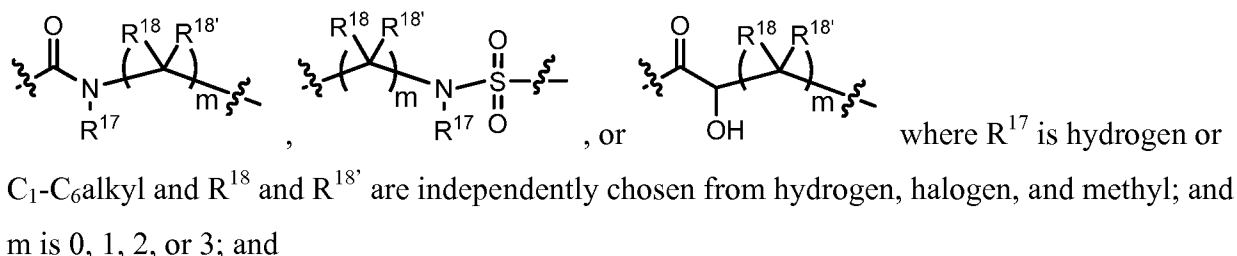
[0505] R²³ is independently chosen at each occurrence from (C₃-C₇cycloalkyl)C₀-C₄alkyl, (phenyl)C₀-C₄alkyl, (4- to 7-membered heterocycloalkyl)C₀-C₄alkyl having 1, 2, or 3 heteroatoms independently chosen from N, O, and S, and (5- or 6- membered unsaturated or aromatic heterocycle)C₀-C₄alkyl having 1, 2, or 3 heteroatoms independently chosen from N, O, and S.

[0506] R²⁴ and R²⁵ are taken together with the nitrogen to which they are attached to form a 4- to 7-membered monocyclic heterocycloalkyl group, or a 6- to 10- membered bicyclic heterocyclic group having fused, spiro, or bridged rings.

[0507] Each of which (s) may be unsubstituted or substituted with one or more substituents independently chosen from halogen, hydroxyl, nitro, cyano, amino, oxo, $-B(OH)_2$, $-Si(CH_3)_3$, $-COOH$, $-CONH_2$, $-P(O)(OH)_2$, C_1 - C_6 alkyl, C_1 - C_6 alkoxy, $-C_0$ - C_2 alkyl(mono- and di- C_1 - C_4 alkylamino), C_1 - C_6 alkylester, C_1 - C_4 alkylamino, C_1 - C_4 hydroxylalkyl, C_1 - C_2 haloalkyl, and C_1 - C_2 haloalkoxy.

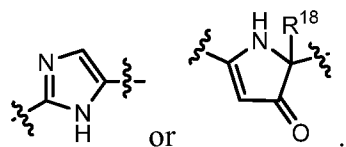
[0508] L is either (t), (u), or (v):

[0509] (t) is a group of the formula



[0510] (u) is a bond,

[0511] (v) or a group of the formula



[0512] B is a monocyclic or bicyclic carbocyclic or carbocyclic-oxy group or a monocyclic, bicyclic, or tricyclic heterocyclic group having 1, 2, 3, or 4 heteroatoms independently selected from N, O, and S and from 4 to 7 ring atoms per ring, or B is a C_2 - C_6 alkenyl or C_2 - C_6 alkynyl group.

[0513] Each of which B is unsubstituted or substituted with one or more substituents independently chosen from (w) and (x) and 0 or 1 substituents chosen from (y) and (z):

[0514] (w) halogen, hydroxyl, $-COOH$, cyano, C_1 - C_6 alkyl, C_2 - C_6 alkanoyl, C_1 - C_6 alkoxy, $-C_0$ - C_4 alkylNR⁹R¹⁰, $-SO_2R^9$, C_1 - C_2 haloalkyl, and C_1 - C_2 haloalkoxy;

[0515] (x) nitro, C_2 - C_6 alkenyl, C_2 - C_6 alkynyl, C_1 - C_6 thioalkyl, $-JC_3$ - C_7 cycloalkyl, $-B(OH)_2$, $-JC(O)NR^9R^{23}$, $-JOSO_2OR^{21}$, $-C(O)(CH_2)_{1-4}S(O)R^{21}$, $-O(CH_2)_{1-4}S(O)NR^{21}R^{22}$, $-JOP(O)(OR^{21})(OR^{22})$, $-JP(O)(OR^{21})(OR^{22})$, $-JOP(O)(OR^{21})R^{22}$, $-JP(O)(OR^{21})R^{22}$, $-JOP(O)R^{21}R^{22}$, $-JP(O)R^{21}R^{22}$, $-JSP(O)(OR^{21})(OR^{22})$, $-JSP(O)(OR^{21})(R^{22})$, $-JSP(O)(R^{21})(R^{22})$, $-JNR^9P(O)(NHR^{21})(NHR^{22})$, $-JNR^9P(O)(OR^{21})(NHR^{22})$, $-JNR^9P(O)(OR^{21})(OR^{22})$, $-JC(S)R^{21}$, $-JNR^{21}SO_2R^{22}$, $-JNR^9S(O)NR^{10}R^{22}$, $-JNR^9SO_2NR^{10}R^{22}$, $-JSO_2NR^9COR^{22}$, $-JSO_2NR^9CONR^{21}R^{22}$,

-JNR²¹SO₂R²², -JC(O)NR²¹SO₂R²², -JC(NH₂)NR²², -JC(NH₂)NS(O)₂R²², -JOC(O)NR²¹R²², -JNR²¹C(O)OR²², -JNR²¹OC(O)R²², -(CH₂)₁₋₄C(O)NR²¹R²², -JC(O)R²⁴R²⁵, -JNR⁹C(O)R²¹, -JC(O)R²¹, -JNR⁹C(O)NR¹⁰R²², -CCR²¹, -(CH₂)₁₋₄OC(O)R²¹, and -JC(O)OR²³; each of which (x) may be unsubstituted or substituted with one or more substituents independently chosen from halogen, hydroxyl, nitro, cyano, amino, oxo, -B(OH)₂, -Si(CH₃)₃, -COOH, -CONH₂, -P(O)(OH)₂, C₁-C₆alkyl, C₁-C₆alkoxy, -C₀-C₂alkyl(mono- and di-C₁-C₄alkylamino), C₁-C₆alkylester, C₁-C₄alkylamino, C₁-C₄hydroxylalkyl, C₁-C₂haloalkyl, and C₁-C₂haloalkoxy;

[0516] (y) naphthyl, naphthyloxy, indanyl, (4- to 7-membered heterocycloalkyl)C₀-C₄alkyl containing 1 or 2 heteroatoms chosen from N, O, and S, and bicyclic heterocycle containing 1, 2, or 3 heteroatoms independently chosen from N, O, and S, and containing 4- to 7-ring atoms in each ring; each of which (y) is unsubstituted or substituted with one or more substituents independently chosen from halogen, hydroxyl, nitro, cyano, C₁-C₆alkyl, C₂-C₆alkenyl, C₂-C₆alkanoyl, C₁-C₆alkoxy, (mono- and di-C₁-C₆alkylamino)C₀-C₄alkyl, C₁-C₆alkylester, -C₀-C₄alkyl(C₃-C₇cycloalkyl), -SO₂R⁹, C₁-C₂haloalkyl, and C₁-C₂haloalkoxy; and

[0517] (z) tetrazolyl, (phenyl)C₀-C₂alkyl, (phenyl)C₁-C₂alkoxy, phenoxy, and 5- or 6-membered heteroaryl containing 1, 2, or 3 heteroatoms independently chosen from N, O, B, and S, each of which (z) is unsubstituted or substituted with one or more substituents independently chosen from halogen, hydroxyl, nitro, cyano, C₁-C₆alkyl, C₂-C₆alkenyl, C₂-C₆alkanoyl, C₁-C₆alkoxy, (mono- and di-C₁-C₆alkylamino)C₀-C₄alkyl, C₁-C₆alkylester, -C₀-C₄alkyl(C₃-C₇cycloalkyl), -SO₂R⁹, -OSi(CH₃)₂C(CH₃)₃, -Si(CH₃)₂C(CH₃)₃, C₁-C₂haloalkyl, and C₁-C₂haloalkoxy.

[0518] Either X² is nitrogen or at least one of (d), (e), (g), (i), (l), (n), (p), (s), (v), (x), and (y) is present. Pharmaceutical composition comprising a compound or salt of Formula I together with a pharmaceutically acceptable carrier are also disclosed.

[0519] Methods of treating or preventing disorders mediated by complement cascade Factor D, such as age-related macular degeneration and retinal degeneration, comprising administering a therapeutically effective amount of a compound or salt of Formula I to a patient in need of such treatment are also disclosed.

TERMINOLOGY OF PRIORITY DOCUMENT

[0520] Compounds are described using standard nomenclature. Unless defined otherwise, all technical and scientific terms used herein have the same meaning as is commonly understood by one of skill in the art to which this invention belongs. Unless clearly contraindicated by the context each compound name includes the free acid or free base form of the compound as well as all pharmaceutically acceptable salts of the compound.

[0521] The term “Formula I” encompasses all compounds that satisfy Formula I, including any enantiomers, racemates and stereoisomers, as well as all pharmaceutically acceptable salts of such compounds. “Formula I” includes all subgeneric groups of Formula I, such as Formula IA and Formula IB and also includes pharmaceutically acceptable salts of a compound of Formula I, unless clearly contraindicated by the context in which this phrase is used.

[0522] The terms “a” and “an” do not denote a limitation of quantity, but rather denote the presence of at least one of the referenced item. The term “or” means “and/or”. The open-ended transitional phrase “comprising” encompasses the intermediate transitional phrase “consisting essentially of” and the close-ended phrase “consisting of.” Claims reciting one of these three transitional phrases, or with an alternate transitional phrase such as “containing” or “including” can be written with any other transitional phrase unless clearly precluded by the context or art. Recitation of ranges of values are merely intended to serve as a shorthand method of referring individually to each separate value falling within the range, unless otherwise indicated herein, and each separate value is incorporated into the specification as if it were individually recited herein. The endpoints of all ranges are included within the range and independently combinable. All methods described herein can be performed in a suitable order unless otherwise indicated herein or otherwise clearly contradicted by context. The use of any and all examples, or exemplary language (e.g., “such as”), is intended merely to better illustrate the invention and does not pose a limitation on the scope of the invention unless otherwise claimed. No language in the specification should be construed as indicating any non-claimed element as essential to the practice of the invention as used herein. Unless defined otherwise, technical and scientific terms used herein have the same meaning as is commonly understood by one of skill in the art to which this invention belongs.

[0523] Compounds of Formula I include all compounds of Formula I having isotopic substitutions at any position. Isotopes include those atoms having the same atomic number but different mass numbers. By way of general example, and without limitation, isotopes of hydrogen include tritium and deuterium and isotopes of carbon include ^{11}C , ^{13}C , and ^{14}C . While the compounds of Formula I require a moderate or high level of deuteration (substitution of a hydrogen with deuterium) at identified positions, Formula I includes embodiments in which other positions are isotopically enriched.

[0524] An “active agent” means a compound (including a compound disclosed herein), element, or mixture that when administered to a patient, alone or in combination with another compound, element, or mixture, confers, directly or indirectly, a physiological effect on the patient. The indirect physiological effect may occur via a metabolite or other indirect mechanism.

[0525] A dash (“-”) that is not between two letters or symbols is used to indicate a point of attachment for a substituent. For example, $-(\text{C}=\text{O})\text{NH}_2$ is attached through carbon of the keto ($\text{C}=\text{O}$) group.

[0526] “Alkyl” is a branched or straight chain saturated aliphatic hydrocarbon group, having the specified number of carbon atoms, generally from 1 to about 12 carbon atoms. The term $\text{C}_1\text{-C}_6\text{alkyl}$ as used herein indicates an alkyl group having from 1, 2, 3, 4, 5, or 6 carbon atoms. Other embodiments include alkyl groups having from 1 to 8 carbon atoms, 1 to 4 carbon atoms or 1 or 2 carbon atoms, e.g. $\text{C}_1\text{-C}_8\text{alkyl}$, $\text{C}_1\text{-C}_4\text{alkyl}$, and $\text{C}_1\text{-C}_2\text{alkyl}$. When $\text{C}_0\text{-C}_n\text{alkyl}$ is used herein in conjunction with another group, for example, $(\text{C}_3\text{-C}_7\text{cycloalkyl})\text{C}_0\text{-C}_4\text{alkyl}$, or $-\text{C}_0\text{-C}_4\text{alkyl}(\text{C}_3\text{-C}_7\text{cycloalkyl})$, the indicated group, in this case cycloalkyl, is either directly bound by a single covalent bond (C_0alkyl), or attached by an alkyl chain having the specified number of carbon atoms, in this case 1, 2, 3, or 4 carbon atoms. Alkyls can also be attached via other groups such as heteroatoms as in $-\text{O}-\text{C}_0\text{-C}_4\text{alkyl}(\text{C}_3\text{-C}_7\text{cycloalkyl})$. Examples of alkyl include, but are not limited to, methyl, ethyl, n-propyl, isopropyl, n-butyl, 3-methylbutyl, t-butyl, n-pentyl, and sec-pentyl.

[0527] “Alkenyl” is a branched or straight chain aliphatic hydrocarbon group having one or more carbon-carbon double bonds that may occur at any stable point along the chain, having the specified number of carbon atoms. Examples of alkenyl include, but are not limited to, ethenyl and propenyl.

[0528] “Alkynyl” is a branched or straight chain aliphatic hydrocarbon group having one or more double carbon-carbon triple bonds that may occur at any stable point along the chain, having the specified number of carbon atoms.

[0529] “Alkylene” is a bivalent saturated hydrocarbon. Alkylenes include groups having 1 to 8 carbon atoms, 1 to 6 carbon atoms, or the indicated number of carbon atoms, for example C₁-C₄alkylene.

[0530] “Alkenylene” is a bivalent hydrocarbon having at least one carbon-carbon double bond. Alkenylenes include groups having 2 to 8 carbon atoms, 2 to 6 carbon atoms, or the indicated number of carbon atoms, for example C₂-C₄alkenylene.

[0531] “Alkynylene” is a bivalent hydrocarbon having at least one carbon-carbon triple bond. Alkynylenes include groups having 2 to 8 carbon atoms, 2 to 6 carbon atoms, or the indicated number of carbon atoms, for example C₂-C₄alkynylene.

[0532] “Alkoxy” is an alkyl group as defined above with the indicated number of carbon atoms covalently bound to the group it substitutes by an oxygen bridge (-O-). Examples of alkoxy include, but are not limited to, methoxy, ethoxy, n-propoxy, i-propoxy, n-butoxy, 2-butoxy, t-butoxy, n-pentoxy, 2-pentoxy, 3-pentoxy, isopentoxy, neopentoxy, n-hexoxy, 2-hexoxy, 3-hexoxy, and 3-methylpentoxy. Similarly an “Alkylthio” or a “thioalkyl” group is an alkyl group as defined above with the indicated number of carbon atoms covalently bound to the group it substitutes by a sulfur bridge (-S-).

[0533] “Alkenyloxy” is an alkenyl group as defined above with the indicated number of carbon atoms covalently bound to the group it substitutes by an oxygen bridge (-O-).

[0534] “Alkanoyl” is an alkyl group as defined above with the indicated number of carbon atoms covalently bound to the group it substitutes through a carbonyl (C=O) bridge. The carbonyl carbon is included in the number of carbons, that is C₂alkanoyl is a CH₃(C=O)- group.

[0535] “Alkylester” is an alkyl group as defined herein covalently bound to the group it substitutes by an ester linkage. The ester linkage may be in either orientation, e.g., a group of the formula -O(C=O)alkyl or a group of the formula -(C=O)Oalkyl.

[0536] “Carbocyclic group” is a saturated, unsaturated, or partially unsaturated (e.g. aromatic) group containing all carbon ring atoms. A carbocyclic group typically contains 1 ring of 3 to 7 carbon atoms or 2 fused rings each containing 3 to 7 carbon atoms.

“Carbocyclic ring” is a saturated, unsaturated, or partially unsaturated (e.g. aromatic) ring containing all carbon ring atoms. A carbocyclic ring typically contains 1 ring of 3 to 7 carbon atoms or a “carbocyclic group” may contain 1 carbocyclic ring or 2 fused carbocyclic rings each containing 3 to 7 carbon atoms. Examples of carbocyclic rings include phenyl, cyclohexenyl, cyclohexyl, and cyclopropyl rings.

[0537] “Carbocyclic-oxy group” is a monocyclic carbocyclic ring or a mono- or bi-cyclic carbocyclic group as defined above attached to the group it substitutes via an oxygen, -O-, linker.

[0538] “Cycloalkyl” is a saturated hydrocarbon ring group, having the specified number of carbon atoms. Monocyclic cycloalkyl groups typically have from 3 to about 8 carbon ring atoms or from 3 to 7 (3, 4, 5, 6, or 7) carbon ring atoms. Cycloalkyl substituents may be pendant from a substituted nitrogen or carbon atom, or a substituted carbon atom that may have two substituents may have a cycloalkyl group, which is attached as a spiro group. Examples of cycloalkyl groups include cyclopropyl, cyclobutyl, cyclopentyl, and cyclohexyl.

[0539] “Haloalkyl” indicates both branched and straight-chain alkyl groups having the specified number of carbon atoms, substituted with 1 or more halogen atoms, up to the maximum allowable number of halogen atoms. Examples of haloalkyl include, but are not limited to, trifluoromethyl, difluoromethyl, 2-fluoroethyl, and penta-fluoroethyl.

[0540] “Haloalkoxy” indicates a haloalkyl group as defined herein attached through an oxygen bridge (oxygen of an alcohol radical).

[0541] “Hydroxyalkyl” is an alkyl group as previously described, substituted with at least one hydroxyl substituent.

[0542] “Aminoalkyl” is an alkyl group as previously described, substituted with at least one amino substituent. “Halo” or “halogen” indicates any of fluoro, chloro, bromo, and iodo.

[0543] “Aryl” indicates aromatic groups containing only carbon in the aromatic ring or rings. Typical aryl groups contain 1 to 3 separate, fused, or pendant rings and from 6 to about 18 ring atoms, without heteroatoms as ring members. When indicated, such aryl groups may be further substituted with carbon or non-carbon atoms or groups. Such substitution may include fusion to a 5 to 7-membered saturated cyclic group that optionally contains 1 or 2 heteroatoms independently chosen from N, O, and S, to form, for example, a 3,4-methylenedioxy-phenyl group. Aryl groups include, for example, phenyl, naphthyl, including 1-naphthyl and 2-naphthyl, and bi-phenyl.

[0544] A “Heterocyclic ring” is a saturated, unsaturated, or partially unsaturated (e.g. aromatic) ring containing 1 to 4 ring heteroatoms independently chosen from N, O, and S, or if indicated, N, O, S, and B, with remaining ring atoms being carbon. A “heterocyclic group” may contain 1 heterocyclic ring 1 ring of 3 to 7 ring atoms or 2 fused rings each containing 3 to 7 ring atoms with at least one ring being a heterocyclic ring.

[0545] “Heterocycloxy group” is a monocyclic heterocyclic ring or a bicyclic heterocyclic group as described previously linked to the group it substitutes via an oxygen, -O-, linker.

[0546] “Heteroaryl” indicates a stable monocyclic aromatic ring having the indicated number of ring atoms which contains from 1 to 3, or in some embodiments from 1 to 2, heteroatoms chosen from N, O, and S, with remaining ring atoms being carbon, or a stable bicyclic or tricyclic system containing at least one 5- to 7-membered aromatic ring which contains from 1 to 3, or in some embodiments from 1 to 2, heteroatoms chosen from N, O, and S, with remaining ring atoms being carbon. Monocyclic heteroaryl groups typically have from 5 to 7 ring atoms. In some embodiments bicyclic heteroaryl groups are 9- to 10-membered heteroaryl groups, that is, groups containing 9 or 10 ring atoms in which one 5- to 7-member aromatic ring is fused to a second aromatic or non-aromatic ring. When the total number of S and O atoms in the heteroaryl group exceeds 1, these heteroatoms are not adjacent to one another. It is preferred that the total number of S and O atoms in the heteroaryl group is not more than 2. It is particularly preferred that the total number of S and O atoms in the aromatic heterocycle is not more than 1. Examples of heteroaryl groups include, but are not limited to, oxazolyl, pyranyl, pyrazinyl, pyrazolopyrimidinyl, pyrazolyl, pyridizinyl, pyridyl, pyrimidinyl, pyrrolyl, quinolinyl, tetrazolyl, thiazolyl, thienylpyrazolyl, thiophenyl, triazolyl, benzo[d]oxazolyl, benzofuranyl, benzothiazolyl, benzothiophenyl, benzoxadiazolyl, dihydrobenzodioxynyl, furanyl, imidazolyl, indolyl, and isoxazolyl. “Heteroaryloxy” is a heteroaryl group as described bound to the group it substituted via an oxygen bridge.

[0547] “Heterocycloalkyl” is a saturated ring group, having 1, 2, 3, or 4 heteroatoms independently chosen from N, S, and O, with remaining ring atoms being carbon. Monocyclic heterocycloalkyl groups typically have from 3 to about 8 ring atoms or from 4 to 6 ring atoms. Examples of heterocycloalkyl groups include morpholinyl, piperazinyl, piperidinyl, and pyrrolinyl.

[0548] The term “mono- and/ or di-alkylamino” indicates secondary or tertiary alkyl amino groups, wherein the alkyl groups are independently chosen alkyl groups, as defined herein, having the indicated number of carbon atoms. The point of attachment of the alkylamino group is on the nitrogen. Examples of mono- and di-alkylamino groups include ethylamino, dimethylamino, and methyl-propyl-amino.

[0549] The term “substituted”, as used herein, means that any one or more hydrogens on the designated atom or group is replaced with a selection from the indicated group, provided that the designated atom's normal valence is not exceeded. When the substituent is oxo (i.e., =O) then 2 hydrogens on the atom are replaced. When an oxo group substitutes aromatic moieties, the corresponding partially unsaturated ring replaces the aromatic ring. For example a pyridyl group substituted by oxo is a pyridone. Combinations of substituents and/or variables are permissible only if such combinations result in stable compounds or useful synthetic intermediates. A stable compound or stable structure is meant to imply a compound that is sufficiently robust to survive isolation from a reaction mixture, and subsequent formulation into an effective therapeutic agent. Unless otherwise specified substituents are named into the core structure. For example, it is to be understood that when aminoalkyl is listed as a possible substituent the point of attachment of this substituent to the core structure is in the alkyl portion.

[0550] Suitable groups that may be present on a “substituted” or “optionally substituted” position include, but are not limited to, e.g., halogen; cyano; hydroxyl; nitro; azido; alkanoyl (such as a C₂-C₆ alkanoyl group); carboxamide; alkyl groups (including cycloalkyl groups) having 1 to about 8 carbon atoms, or 1 to about 6 carbon atoms; alkenyl and alkynyl groups including groups having one or more unsaturated linkages and from 2 to about 8, or 2 to about 6 carbon atoms; alkoxy groups having one or more oxygen linkages and from 1 to about 8, or from 1 to about 6 carbon atoms; aryloxy such as phenoxy; alkylthio groups including those having one or more thioether linkages and from 1 to about 8 carbon atoms, or from 1 to about 6 carbon atoms; alkylsulfinyl groups including those having one or more sulfinyl linkages and from 1 to about 8 carbon atoms, or from 1 to about 6 carbon atoms; alkylsulfonyl groups including those having one or more sulfonyl linkages and from 1 to about 8 carbon atoms, or from 1 to about 6 carbon atoms; aminoalkyl groups including groups having one or more N atoms and from 1 to about 8, or from 1 to about 6 carbon atoms; aryl having 6 or more carbons and one or more rings, (e.g., phenyl, biphenyl, naphthyl, or the like, each ring either substituted or unsubstituted

aromatic); arylalkyl having 1 to 3 separate or fused rings and from 6 to about 18 ring carbon atoms, with benzyl being an exemplary arylalkyl group; arylalkoxy having 1 to 3 separate or fused rings and from 6 to about 18 ring carbon atoms, with benzyloxy being an exemplary arylalkoxy group; or a saturated, unsaturated, or aromatic heterocyclic group having 1 to 3 separate or fused rings with 3 to about 8 members per ring and one or more N, O or S atoms, e.g. coumarinyl, quinolinyl, isoquinolinyl, quinazolinyl, pyridyl, pyrazinyl, pyrimidinyl, furanyl, pyrrolyl, thienyl, thiazolyl, triazinyl, oxazolyl, isoxazolyl, imidazolyl, indolyl, benzofuranyl, benzothiazolyl, tetrahydrofuranyl, tetrahydropyranyl, piperidinyl, morpholinyl, piperazinyl, and pyrrolidinyl. Such heterocyclic groups may be further substituted, e.g. with hydroxy, alkyl, alkoxy, halogen and amino. In certain embodiments “optionally substituted” includes one or more substituents independently chosen from halogen, hydroxyl, amino, cyano, -CHO, -COOH, -CONH₂, C₁-C₆alkyl, C₂-C₆alkenyl, C₁-C₆alkoxy, C₂-C₆alkanoyl, C₁-C₆alkylester, (mono- and di-C₁-C₆alkylamino)C₀-C₂alkyl, C₁-C₂haloalkyl, and C₁-C₂haloalkoxy.

[0551] A “dosage form” means a unit of administration of an active agent. Examples of dosage forms include tablets, capsules, injections, suspensions, liquids, emulsions, creams, ointments, suppositories, inhalable forms, transdermal forms, and the like.

[0552] “Pharmaceutical compositions” are compositions comprising at least one active agent, such as a compound or salt of Formula I, and at least one other substance, such as a carrier. Pharmaceutical compositions optional contain one or more additional active agents. When specified, pharmaceutical compositions meet the U.S. FDA’s GMP (good manufacturing practice) standards for human or non-human drugs. “Pharmaceutical combinations” are combinations of at least two active agents which may be combined in a single dosage form or provided together in separate dosage forms with instructions that the active agents are to be used together to treat a disorder, such as hepatitis C.

[0553] “Pharmaceutically acceptable salts” includes derivatives of the disclosed compounds in which the parent compound is modified by making inorganic and organic, non-toxic, acid or base addition salts thereof. The salts of the present compounds can be synthesized from a parent compound that contains a basic or acidic moiety by conventional chemical methods. Generally, such salts can be prepared by reacting free acid forms of these compounds with a stoichiometric amount of the appropriate base (such as Na, Ca, Mg, or K hydroxide, carbonate, bicarbonate, or the like), or by reacting free base forms of these compounds with a

stoichiometric amount of the appropriate acid. Such reactions are typically carried out in water or in an organic solvent, or in a mixture of the two. Generally, non-aqueous media like ether, ethyl acetate, ethanol, isopropanol, or acetonitrile are preferred, where practicable. Salts of the present compounds further include solvates of the compounds and of the compound salts.

[0554] Examples of pharmaceutically acceptable salts include, but are not limited to, mineral or organic acid salts of basic residues such as amines; alkali or organic salts of acidic residues such as carboxylic acids; and the like. The pharmaceutically acceptable salts include the conventional non-toxic salts and the quaternary ammonium salts of the parent compound formed, for example, from non-toxic inorganic or organic acids. For example, conventional non-toxic acid salts include those derived from inorganic acids such as hydrochloric, hydrobromic, sulfuric, sulfamic, phosphoric, nitric and the like; and the salts prepared from organic acids such as acetic, propionic, succinic, glycolic, stearic, lactic, malic, tartaric, citric, ascorbic, pantoic, maleic, hydroxymaleic, phenylacetic, glutamic, benzoic, salicylic, mesylic, esylic, besylic, sulfanilic, 2-acetoxybenzoic, fumaric, toluenesulfonic, methanesulfonic, ethane disulfonic, oxalic, isethionic, $\text{HOOC}-(\text{CH}_2)_n-\text{COOH}$ where n is 0-4, and the like. Lists of additional suitable salts may be found, e.g., in *Remington's Pharmaceutical Sciences*, 17th ed., Mack Publishing Company, Easton, Pa., p. 1418 (1985).

[0555] The term “carrier” applied to pharmaceutical compositions/ combinations of the invention refers to a diluent, excipient, or vehicle with which an active compound is provided.

[0556] A “pharmaceutically acceptable excipient” means an excipient that is useful in preparing a pharmaceutical composition/ combination that is generally safe, non-toxic and neither biologically nor otherwise undesirable, and includes an excipient that is acceptable for veterinary use as well as human pharmaceutical use. A “pharmaceutically acceptable excipient” as used in the present application includes both one and more than one such excipient.

[0557] A “patient” is a human or non-human animal in need of medical treatment. Medical treatment can include treatment of an existing condition, such as a disease or disorder, prophylactic or preventative treatment, or diagnostic treatment. In some embodiments the patient is a human patient.

[0558] “Providing” means giving, administering, selling, distributing, transferring (for profit or not), manufacturing, compounding, or dispensing.

[0559] “Providing a compound of Formula I with at least one additional active agent” means the compound of Formula I and the additional active agent(s) are provided simultaneously in a single dosage form, provided concomitantly in separate dosage forms, or provided in separate dosage forms for administration separated by some amount of time that is within the time in which both the compound of Formula I and the at least one additional active agent are within the blood stream of a patient. In certain embodiments the compound of Formula I and the additional active agent need not be prescribed for a patient by the same medical care worker. In certain embodiments the additional active agent or agents need not require a prescription. Administration of the compound of Formula I or the at least one additional active agent can occur via any appropriate route, for example, oral tablets, oral capsules, oral liquids, inhalation, injection, suppositories or topical contact.

[0560] “Treatment,” as used herein includes providing a compound of Formula I, either as the only active agent or together with at least one additional active agent sufficient to: (a) prevent a disease or a symptom of a disease from occurring in a patient who may be predisposed to the disease but has not yet been diagnosed as having it (e.g. including diseases that may be associated with or caused by a primary disease (as in macular degeneration that can result in the context of factor D activation); (b) inhibiting the disease, i.e. arresting its development; and (c) relieving the disease, i.e., causing regression of the disease. “Treating” and “treatment” also means providing a therapeutically effective amount of a compound of Formula I, as the only active agent or together with at least one additional active agent to a patient having or susceptible to a condition mediated by complement factor D.

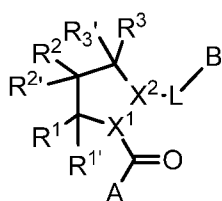
[0561] A “therapeutically effective amount” of a pharmaceutical composition/combination of this invention means an amount effective, when administered to a patient, to provide a therapeutic benefit such as an amelioration of symptoms, e.g., an amount effective to decrease the symptoms of a macular degeneration. A therapeutically effective amount is also an amount sufficient to prevent a significant increase or significantly reduce the detectable level of complement Factor D in the patient’s blood, serum, or tissues.

CHEMICAL DESCRIPTION

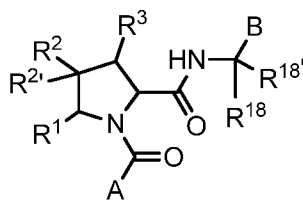
[0562] In addition to compounds of Formula I shown in the SUMMARY section the disclosure also include compounds in which the variables, e.g., A, B, L, R¹-R³, and L carry the

following definitions. The disclosure includes all combinations of these definitions so long as a stable compound results.

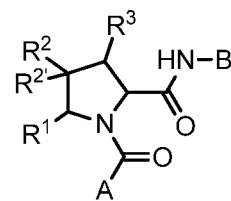
[0563] For example the disclosure includes compounds and salts of Formula II, III, IV, V, VI, VII, VIII, IX, X, XI, XII, XIII, XIV, XV, XVI, XVII, XVIII, XIX, XX, XXI, and XXII which are within the scope of Formula I. The variables shown in Formula II-XXIV carry the definitions set forth in the SUMMARY section for Formula I or any of the definitions set forth in this disclosure.



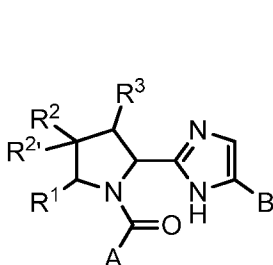
Formula II



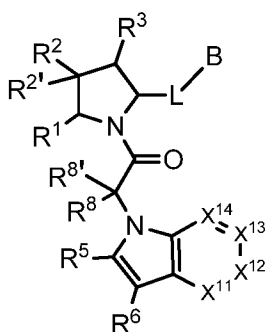
Formula III



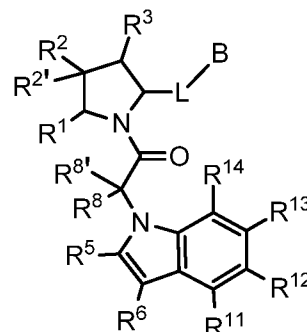
Formula IV



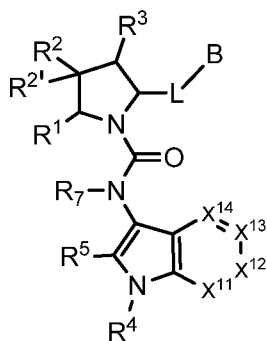
Formula V



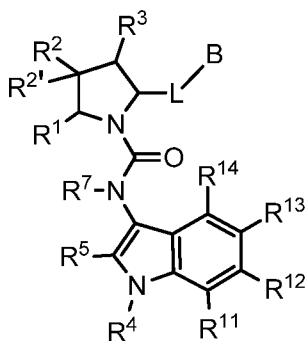
Formula VI



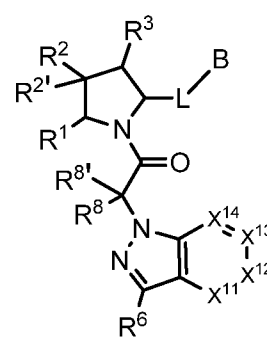
Formula VII



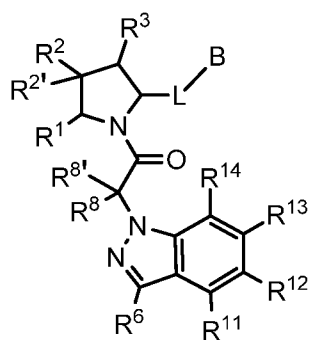
Formula VIII



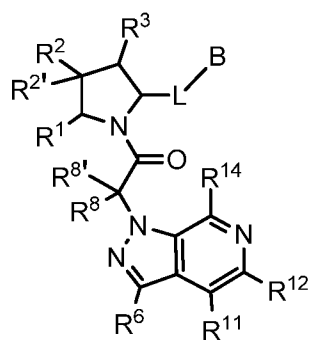
Formula IX



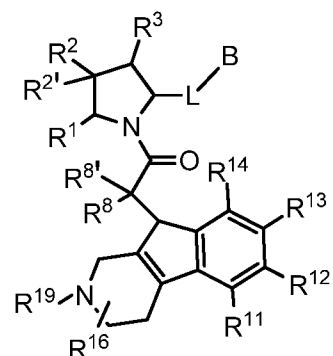
Formula X



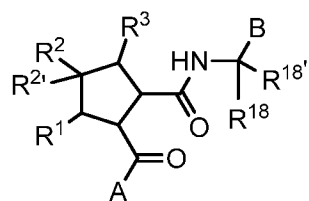
Formula XI



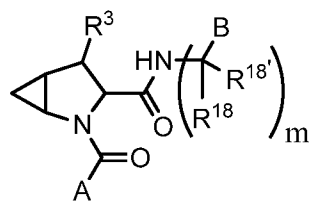
Formula XII



Formula XIII

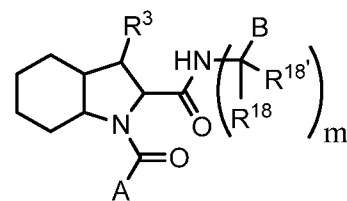


Formula XIV



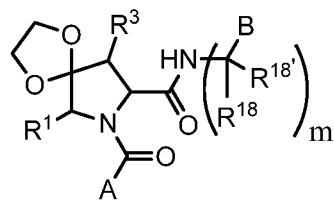
m is 0 or 1.

Formula XV



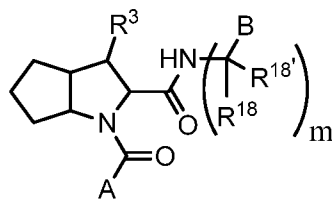
m is 0 or 1.

Formula XVI



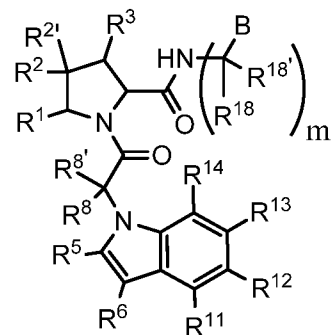
m is 0 or 1.

Formula XVII



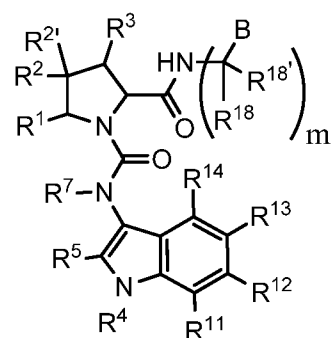
m is 0 or 1.

Formula XVIII



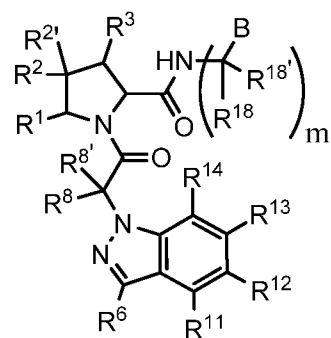
m is 0 or 1.

Formula XIX



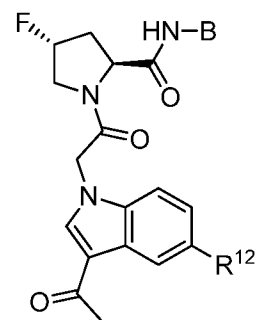
m is 0 or 1.

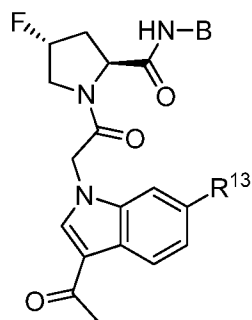
Formula XX



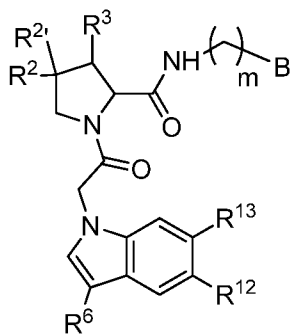
m is 0 or 1.

Formula XXI





Formula XXIII



Formula XXIV

[0564] Additionally, the disclosure includes compounds and salts of Formula I and any of its subformulae (II-XXIV) in which at least one of the following conditions is met.

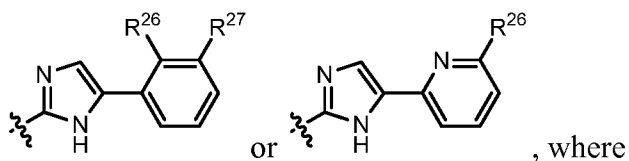
[0565] R^1 , $R^{1'}$, $R^{2'}$, R^3 , and $R^{3'}$, if present, are all hydrogen; and R^2 is fluoro.

[0566] R^1 , $R^{1'}$, $R^{2'}$, and $R^{3'}$, if present, are all hydrogen; and R^2 is fluoro and R^3 is $-C_0$ - C_4 alkyl(C_3 - C_7 cycloalkyl) or $-O-C_0$ - C_4 alkyl(C_3 - C_7 cycloalkyl).

[0567] R^1 and R^2 are taken together to form a 3- to 6-membered cycloalkyl group, and $R^{1'}$, $R^{2'}$, R^3 , and $R^{3'}$, where present, are all hydrogen.

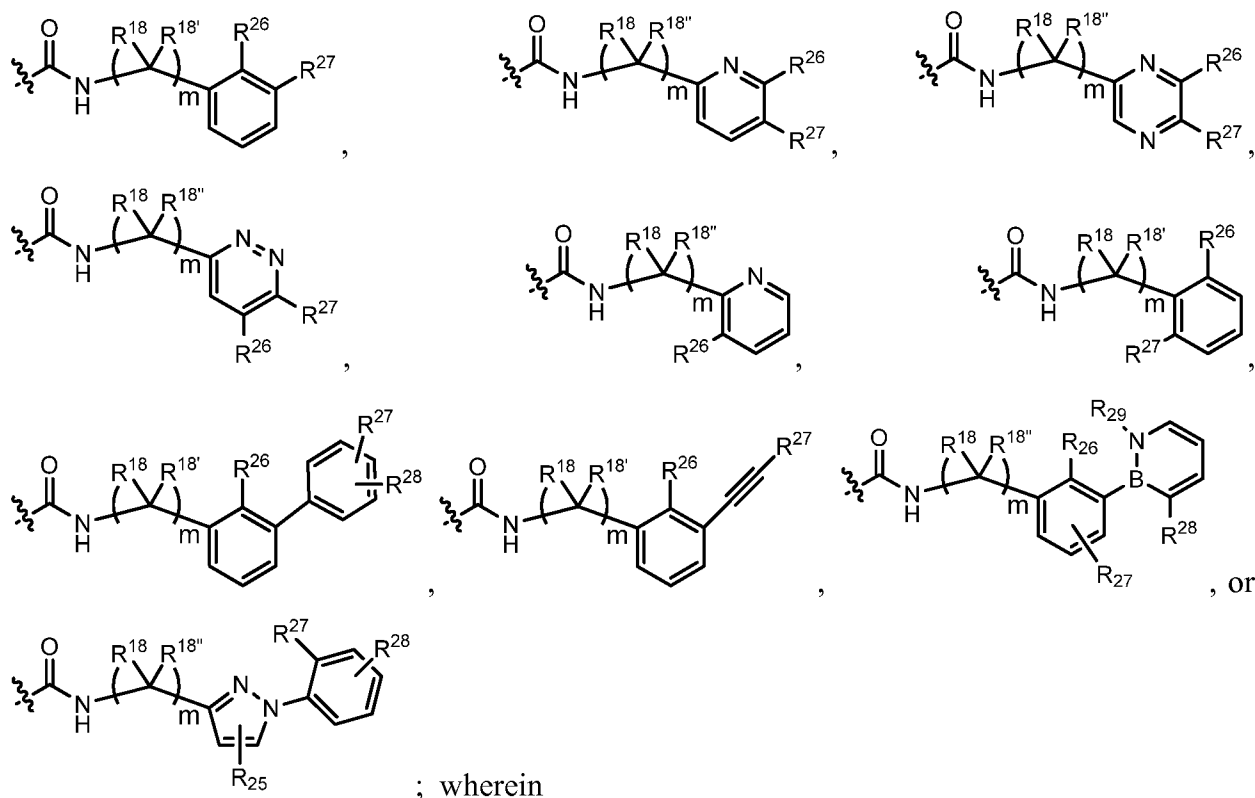
[0568] R^1 , $R^{1'}$, R^3 , and $R^{3'}$, if present, are all hydrogen, and R^2 and $R^{2'}$ are taken together to form a 5- or 6-membered heterocycloalkyl group having 1 or 2 oxygen atoms.

[0569] $-L-B-$ is



R^{26} and R^{27} are independently chosen from hydrogen, halogen, hydroxyl, nitro, cyano, C_1 - C_6 alkyl, C_2 - C_6 alkenyl, C_2 - C_6 alkanoyl, C_1 - C_6 alkoxy, C_1 - C_6 thioalkyl, $-C_0$ - C_4 alkyl(mono- and di- C_1 - C_6 alkylamino), $-C_0$ - C_4 alkyl(C_3 - C_7 cycloalkyl), $-C_0$ - C_4 alkoxy(C_3 - C_7 cycloalkyl), C_1 - C_2 haloalkyl, C_1 - C_2 haloalkoxy, and C_1 - C_2 haloalkylthio.

[0570] (f) $-L-B-$ is



[0571] R¹⁸ and R^{18'} are independently chosen from hydrogen, halogen, and methyl; and m is 0 or 1; and

[0572] R²⁶, R²⁷, and R²⁸ are independently chosen from hydrogen, halogen, hydroxyl, nitro, cyano, C₁-C₆alkyl, C₂-C₆alkenyl, C₂-C₆alkanoyl, C₁-C₆alkoxy, C₁-C₆thioalkyl, (mono- and di-C₁-C₆alkylamino)C₀-C₄alkyl, (C₃-C₇cycloalkyl)C₀-C₄alkyl, and -C₀-C₄alkoxy(C₃-C₇cycloalkyl); each of which R²⁶, R²⁷, and R²⁸ other than hydrogen, halogen, hydroxyl, nitro, cyano, is unsubstituted or substituted with one or more substituents independently chosen from halogen, hydroxyl, amino, C₁-C₂alkoxy, C₁-C₂haloalkyl, and C₁-C₂haloalkoxy; and

[0573] R²⁹ is hydrogen, C₁-C₂alkyl, C₁C₂haloalkyl or -Si(CH₃)₂C(CH₃)₃.

[0574] (g) R8 and R8' are independently hydrogen or methyl.

[0575] (h) R8 and R8' are hydrogen.

[0576] (i) R7 is hydrogen or methyl.

[0577] (j) R7 is hydrogen.

[0578] (k) One of R¹² and R¹³ is chosen from hydrogen, halogen, hydroxyl, amino, nitro, cyano, C₁-C₆alkyl, C₂-C₆alkenyl, C₂-C₆alkanoyl, C₁-C₆alkoxy, C₁-C₆thioalkyl, -C₀-

C₄alkyl(mono- and di-C₁-C₆alkylamino), -C₀-C₄alkyl(C₃-C₇cycloalkyl), -OC₀-C₄alkyl(C₃-C₇cycloalkyl), C₁-C₂haloalkyl, and C₁-C₂haloalkoxy.

[0579] (l) R¹, R^{1'}, R², and R^{3'} are all hydrogen;

[0580] R² is fluoro and R³ is hydrogen, -C₀-C₄alkyl(C₃-C₇cycloalkyl), or -O-C₀-C₄alkyl(C₃-C₇cycloalkyl);

[0581] R⁵ is hydrogen, halogen, or C₁-C₂alkyl;

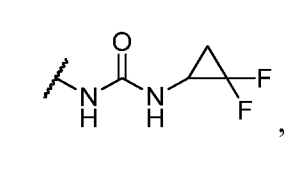
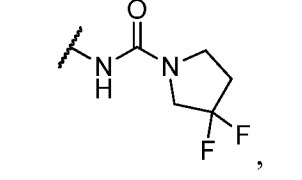
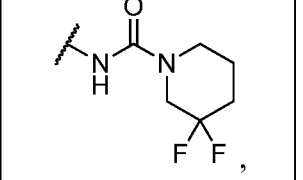
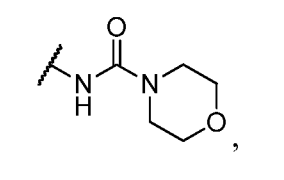
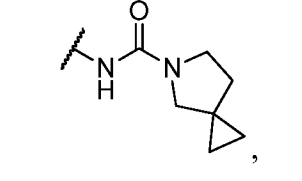
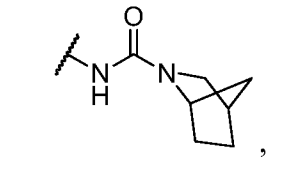
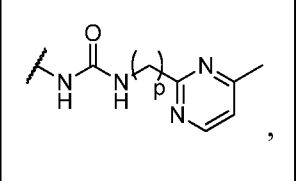
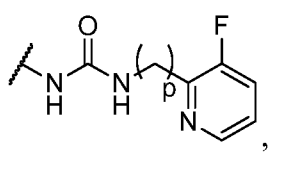
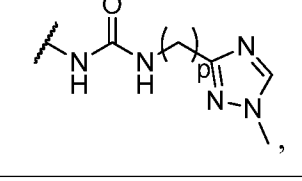
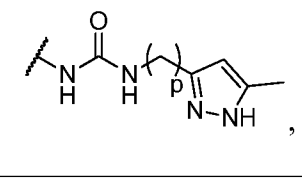
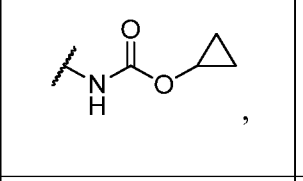
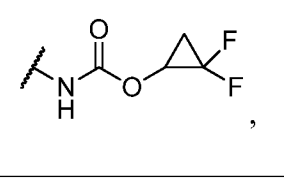
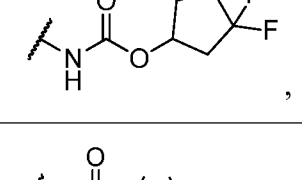
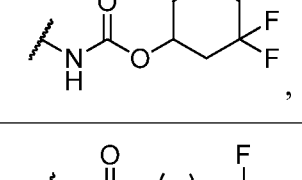
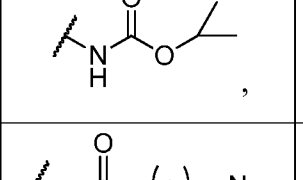
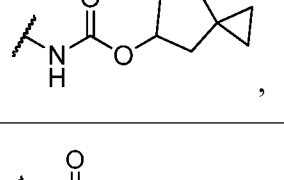
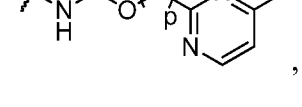
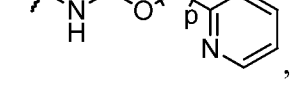
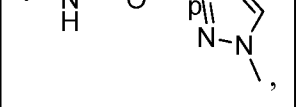
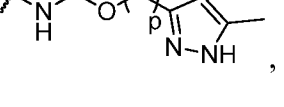
[0582] R¹¹, R¹³, R¹⁴, and R¹⁵, if present, are independently chosen at each occurrence from hydrogen, halogen, hydroxyl, amino, C₁-C₄alkyl, C₁-C₄alkoxy, -C₀-C₂alkyl(mono- and di-C₁-C₂alkylamino), trifluoromethyl, and trifluoromethoxy;

[0583] X¹² is CR¹²; and

[0584] R¹² is -JNR⁹C(O)OR¹⁰, -JNR⁹C(O)OR²³, -JOC(O)NR²¹R²², -JOC(O)NR²⁴R²⁵, -JNR⁹C(O)NR¹⁰R²³, or -JNR⁹C(O)NR²⁴R²⁵.

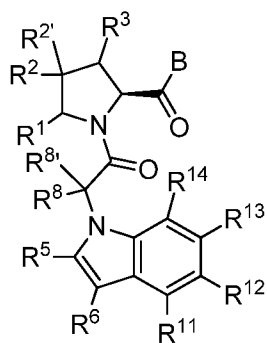
[0585] (m) J is a bond.

[0586] (n) One of R¹² and R¹³ is selected from

where p is 0, 1, 2, 3, or 4.

[0587] (o) The disclosure includes compounds and salts for Formula VII



(VII), wherein:

[0588] R^1 , R^2 , $R^{2'}$, and R^3 are independently chosen from hydrogen, halogen, C_1 - C_4 alkyl, C_1 - C_4 alkoxy, $-C_0$ - C_2 alkyl NR^9R^{10} , $-C_0$ - C_4 alkyl(C_3 - C_7 cycloalkyl), $-O$ - C_0 - C_4 alkyl(C_3 - C_7 cycloalkyl), C_1 - C_2 haloalkyl, and C_1 - C_2 haloalkoxy;

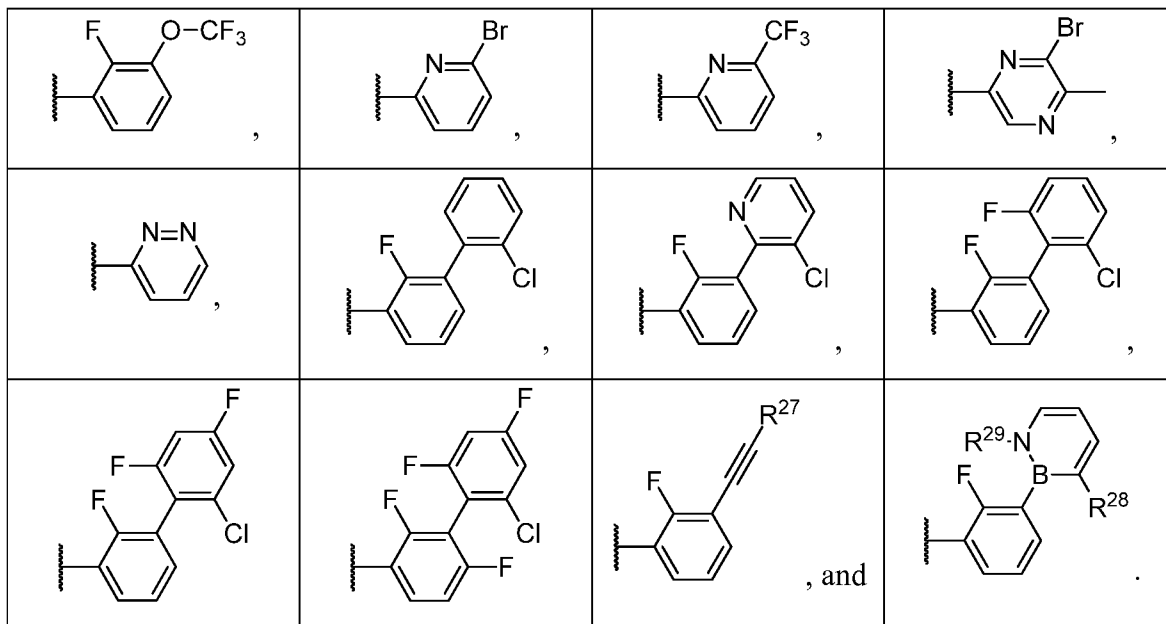
[0589] R^8 and $R^{8'}$ are independently chosen from hydrogen, halogen, and methyl;

[0590] R^5 is hydrogen, hydroxyl, cyano, $-COOH$, C_1 - C_6 alkyl, C_1 - C_6 alkoxy, C_2 - C_6 alkanoyl, $-C_0$ - C_4 alkyl(C_3 - C_7 cycloalkyl), $-C(O)C_0$ - C_4 alkyl(C_3 - C_7 cycloalkyl), C_1 - C_2 haloalkyl, or C_1 - C_2 haloalkoxy;

[0591] R^6 is $-C(O)CH_3$, $-C(O)NH_2$, $-C(O)CF_3$, $-C(O)(cyclopropyl)$, or $-ethyl(cyanoimino)$; and

[0592] R^{11} and R^{14} are independently chosen from hydrogen, halogen, hydroxyl, amino, nitro, cyano, C_1 - C_6 alkyl, C_2 - C_6 alkenyl, C_2 - C_6 alkanoyl, C_1 - C_6 alkoxy, C_1 - C_6 thioalkyl, $-C_0$ - C_4 alkyl(mono- and di- C_1 - C_6 alkylamino), $-C_0$ - C_4 alkyl(C_3 - C_7 cycloalkyl), $-OC_0$ - C_4 alkyl(C_3 - C_7 cycloalkyl), C_1 - C_2 haloalkyl, and C_1 - C_2 haloalkoxy.

[0593] (p) B is selected from

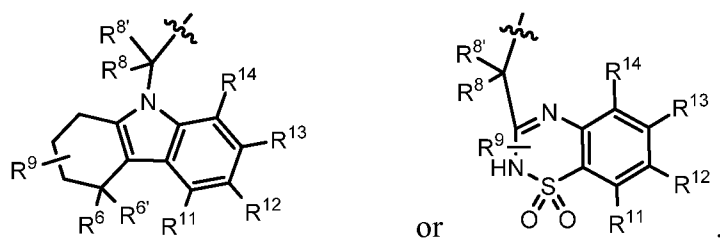


where R^{27} is hydrogen, methyl, or trifluoromethyl; R^{28} is hydrogen or halogen; and R^{29} is hydrogen, methyl, trifluoromethyl, or $-\text{Si}(\text{CH}_3)_2\text{C}(\text{CH}_3)_3$.

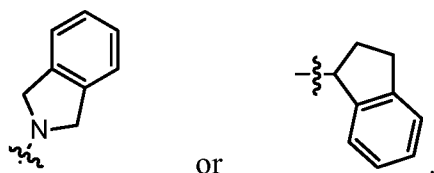
[0594] (q) B is phenyl, pyridyl, or indanyl each of which is unsubstituted or substituted with one or more substituents independently chosen from hydrogen, halogen, hydroxyl, nitro, cyano, $\text{C}_1\text{-C}_6$ alkyl, $\text{C}_2\text{-C}_6$ alkenyl, $\text{C}_2\text{-C}_6$ alkanoyl, $\text{C}_1\text{-C}_6$ alkoxy, $\text{C}_1\text{-C}_6$ thioalkyl, (mono- and di- $\text{C}_1\text{-C}_6$ alkylamino) $\text{C}_0\text{-C}_4$ alkyl, $(\text{C}_3\text{-C}_7\text{cycloalkyl})\text{C}_0\text{-C}_4$ alkyl, $-\text{C}_0\text{-C}_4$ alkoxy($\text{C}_3\text{-C}_7\text{cycloalkyl}$), (phenyl) $\text{C}_0\text{-C}_2$ alkyl, (pyridyl) $\text{C}_0\text{-C}_2$ alkyl; each of which substituents other than hydrogen, halogen, hydroxyl, nitro, cyano, is unsubstituted or substituted with one or more substituents independently chosen from halogen, hydroxyl, amino, $\text{C}_1\text{-C}_2$ alkyl, $\text{C}_1\text{-C}_2$ alkoxy, $-\text{OSi}(\text{CH}_3)_2\text{C}(\text{CH}_3)_3$, $-\text{Si}(\text{CH}_3)_2\text{C}(\text{CH}_3)_3$, $\text{C}_1\text{-C}_2$ haloalkyl, and $\text{C}_1\text{-C}_2$ haloalkoxy.

[0595] (r) B is phenyl or pyridyl substituted with 1, 2, or 3 substituents chosen from chloro, bromo, hydroxyl, $-\text{SCF}_3$, $\text{C}_1\text{-C}_2$ alkyl, $\text{C}_1\text{-C}_2$ alkoxy, trifluoromethyl, and trifluoromethoxy.

[0596] (s) A is a group of the formula



[0597] (t) $-\text{L-B}$ is a bond and indanyl group of the formula



[0598] This disclosure further includes embodiments in which m is 0 or 1;

[0599] R^2 is halogen, $R^{2'}$ is hydrogen or halogen, and R^3 is hydrogen, halogen, $-C_0-C_4$ alkyl(C_3-C_7 cycloalkyl), or $-O-C_0-C_4$ alkyl(C_3-C_7 cycloalkyl);

[0600] R^6 is $-C(O)C_1-C_4$ alkyl, $-C(O)NH_2$, $-C(O)CF_3$, $-C(O)(C_3-C_7$ cycloalkyl), or $-ethyl(cyanoimino)$;

[0601] one of R^{12} and R^{13} is selected from hydrogen, halogen, C_1-C_4 alkyl, C_1-C_4 alkoxy, trifluoromethyl, and trifluoromethoxy; the other of R^{12} and R^{13} is chosen from (s),

[0602] where (s) is C_2-C_6 alkynyl, $-C_2-C_6$ alkynyl R^{23} , C_2-C_6 alkanoyl, $-JC_3-C_7$ cycloalkyl, $-B(OH)_2$, $-JC(O)NR^9R^{23}$, $-JOSO_2OR^{21}$, $-C(O)(CH_2)_{1-4}S(O)R^{21}$, $-O(CH_2)_{1-4}S(O)NR^{21}NR^{22}$, $-JOP(O)(OR^{21})(OR^{22})$, $-JP(O)(OR^{21})(OR^{22})$, $-JOP(O)(OR^{21})R^{22}$, $-JP(O)(OR^{21})R^{22}$, $-JOP(O)R^{21}R^{22}$, $-JP(O)R^{21}R^{22}$, $-JSP(O)(OR^{21})(OR^{22})$, $-JSP(O)(OR^{21})(R^{22})$, $-JSP(O)(R^{21})(R^{22})$, $-JNR^9P(O)(NHR^{21})(NHR^{22})$, $-JNR^9P(O)(OR^{21})(NHR^{22})$, $-JNR^9P(O)(OR^{21})(OR^{22})$, $-JC(S)R^{21}$, $-JNR^{21}SO_2R^{22}$, $-JNR^9S(O)NR^{10}R^{22}$, $-JNR^9SO_2NR^{10}R^{22}$, $-JSO_2NR^9COR^{22}$, $-O(CH_2)_{1-4}SO_2NR^{21}R^{22}$, $-JSO_2NR^9CONR^{21}R^{22}$, $-JNR^{21}SO_2R^{22}$, $-JC(O)NR^{21}SO_2R^{22}$, $-JC(NH_2)NCN$, $-JC(NH_2)NR^{22}$, $-JC(NH_2)NS(O)_2R^{22}$, $-JOC(O)NR^{21}R^{22}$, $-JOC(O)NR^{24}R^{25}$, $-JNR^9C(O)OR^{10}$, $-JNR^9C(O)OR^{23}$, $-JNR^{21}OC(O)R^{22}$, $-(CH_2)_{1-4}C(O)NR^{21}R^{22}$, $-JNR^9C(O)R^{21}$, $-JC(O)R^{21}$, $-JNR^9C(O)NR^9R^{10}$, $-JNR^9C(O)NR^{10}R^{23}$, $-JNR^9C(O)NR^{24}R^{25}$, $-CCR^{21}$, $-(CH_2)_{1-4}OC(O)R^{21}$, $-JC(O)OR^{23}$, $-C_2-C_4$ alkyl R^{23} , and $-Jparacyclophane$; where J is independently chosen at each occurrence and is a covalent bond, C_1-C_4 alkylene, C_2-C_4 alkenylene, or C_2-C_4 alkynylene;

[0603] R^{21} and R^{22} are independently chosen at each occurrence from hydrogen, hydroxyl, cyano, amino, C_1-C_6 alkyl, C_1-C_6 alkyl, C_1-C_6 alkoxy, $(C_3-C_7$ cycloalkyl) C_0-C_4 alkyl, (phenyl) C_0-C_4 alkyl, $-C_1-C_4$ alkyl $OC(O)OC_1-C_6$ alkyl, $-C_1-C_4$ alkyl $OC(O)C_1-C_6$ alkyl, $-C_1-C_4$ alkyl $C(O)OC_1-C_6$ alkyl, (4- to 7-membered heterocycloalkyl) C_0-C_4 alkyl having 1, 2, or 3 heteroatoms independently chosen from N, O, and S, and (5- or 6- membered unsaturated or aromatic heterocycloalkyl) C_0-C_4 alkyl having 1, 2, or 3 heteroatoms independently chosen from N, O, and S;

[0604] R^{23} is independently chosen at each occurrence from $(C_3-C_7$ cycloalkyl) C_0-C_4 alkyl, (phenyl) C_0-C_4 alkyl, (4- to 7-membered heterocycloalkyl) C_0-C_4 alkyl having 1, 2, or 3

heteroatoms independently chosen from N, O, and S, and (5- or 6- membered unsaturated or aromatic heterocycle)C₀-C₄alkyl having 1, 2, or 3 heteroatoms independently chosen from N, O, and S;

[0605] R²⁴ and R²⁵ are taken together with the nitrogen to which they are attached to form a 4- to 7-membered monocyclic heterocycloalkyl group, or a 6- to 10- membered bicyclic heterocycloalkyl group having fused, spiro, or bridged rings; each of which (s) may be unsubstituted or substituted with one or more substituents independently chosen from halogen, hydroxyl, nitro, cyano, amino, oxo, -B(OH)₂, -Si(CH₃)₃, -COOH, -CONH₂, -P(O)(OH)₂, C₁-C₆alkyl, C₁-C₆alkoxy, -C₀-C₂alkyl(mono- and di-C₁-C₄alkylamino), C₁-C₆alkylester, C₁-C₄alkylamino, C₁-C₄hydroxylalkyl, C₁-C₂haloalkyl, and C₁-C₂haloalkoxy.

[0606] (r) This disclosure includes compounds and salts in which one of R¹² and R¹³ is hydrogen, hydroxyl, halogen, methyl, or methoxy; and the other of

[0607] R¹² and R¹³ is independently is chosen from (s), where (s) is C₂-C₆alkynyl, -C₂-C₆alkynylR²³, C₂-C₆alkanoyl, -JC₃-C₇cycloalkyl, -JC(O)NR⁹R²³, -C(O)(CH₂)₁₋₄S(O)R²¹, -JP(O)(OR²¹)(OR²²), -JOP(O)(OR²¹)R²², -JP(O)(OR²¹)R²², -JOP(O)R²¹R²², -JP(O)R²¹R²², -JNR²¹SO₂R²², -JNR²¹SO₂R²², -JC(O)NR²¹SO₂R²², -JC(NH₂)NCN, -JC(NH₂)NR²², -JC(NH₂)NS(O)₂R²², -JOC(O)NR²¹R²², -JOC(O)NR²⁴R²⁵, -JNR⁹C(O)OR¹⁰, -JNR⁹C(O)OR²³, -JNR²¹OC(O)R²², -JC(O)R²¹, -JNR⁹C(O)NR⁹R¹⁰, -JNR⁹C(O)NR¹⁰R²³, -JNR⁹C(O)NR²⁴R²⁵, and -Jparacyclophane; where J is independently chosen at each occurrence and is a covalent bond, C₁-C₄alkylene, C₂-C₄alkenylene, or C₂-C₄alkynylene;

[0608] R²¹ and R²² are independently chosen at each occurrence from hydrogen, hydroxyl, cyano, amino, C₁-C₆alkyl, C₁-C₆alkyl, C₁-C₆alkoxy, (C₃-C₇cycloalkyl)C₀-C₄alkyl, (phenyl)C₀-C₄alkyl,

-C₁-C₄alkylOC(O)OC₁-C₆alkyl, -C₁-C₄alkylOC(O)C₁-C₆alkyl, -C₁-C₄alkylC(O)OC₁-C₆alkyl, (pyrrolidiny)C₀-C₄alkyl, ((morpholiny)C₀-C₄alkyl, (thiomorpholiny)C₀-C₄alkyl, (piperidiny)C₀-C₄alkyl, (piperaziny)C₀-C₄alkyl, (tetrahydrofurany)C₀-C₄alkyl, pyrazoly)C₀-C₄alkyl, (thiazoly)C₀-C₄alkyl, (triazoly)C₀-C₄alkyl, (tetrazoly)C₀-C₄alkyl, (imidazoly)C₀-C₄alkyl, (oxazoly)C₀-C₄alkyl, (furany)C₀-C₄alkyl, (pyridiny)C₀-C₄alkyl, (pyrimidiny)C₀-C₄alkyl, (pyraziny)C₀-C₄alkyl, (pyridiziny)C₀-C₄alkyl, and (tetrahydropyridiny)C₀-C₄alkyl;

[0609] R²³ is independently chosen at each occurrence from (C₃-C₇cycloalkyl)C₀-C₄alkyl, (phenyl)C₀-C₄alkyl, (pyrrolidiny)C₀-C₄alkyl, (morpholiny)C₀-C₄alkyl,

(thiomorpholinyl)C₀-C₄alkyl, (piperidinyl)C₀-C₄alkyl, (piperazinyl)C₀-C₄alkyl, (tetrahydrofuranyl)C₀-C₄alkyl, (pyrazolyl)C₀-C₄alkyl, (thiazolyl)C₀-C₄alkyl, (triazolyl)C₀-C₄alkyl, (tetrazolyl)C₀-C₄alkyl, (imidazolyl)C₀-C₄alkyl, (oxazolyl)C₀-C₄alkyl, (furanyl)C₀-C₄alkyl, (pyridinyl)C₀-C₄alkyl, (pyrimidinyl)C₀-C₄alkyl, (pyrazinyl)C₀-C₄alkyl, (pyridiziny)C₀-C₄alkyl, and (tetrahydropyridinyl)C₀-C₄alkyl;

[0610] R²⁴ and R²⁵ are taken together with the nitrogen to which they are attached to form a pyrrolidinyl, piperazinyl, piperidinyl, or morpholinyl group, each of which is optionally bridged with a methylene or ethylene group or spiro to a C₃-C₅cycloalkyl group;

[0611] each of which (s) may be unsubstituted or substituted with one or more substituents independently chosen from halogen, hydroxyl, nitro, cyano, amino, oxo, -B(OH)₂, -Si(CH₃)₃, -COOH, -CONH₂, -P(O)(OH)₂, C₁-C₆alkyl, C₁-C₆alkoxy, -C₀-C₂alkyl(mono- and di-C₁-C₄alkylamino), C₁-C₆alkylester, C₁-C₄alkylamino, C₁-C₄hydroxylalkyl, C₁-C₂haloalkyl, and C₁-C₂haloalkoxy.

[0612] This disclosure includes compounds and salts in which one of R¹² and R¹³ is hydrogen, hydroxyl, halogen, methyl, or methoxy; and the other of R¹² and R¹³ is chosen from (s), where (s) is -JP(O)(OR²¹)(OR²²), -JOP(O)(OR²¹)R²², -JP(O)(OR²¹)R²², -JOP(O)R²¹R²², or -JP(O)R²¹R²²;

[0613] where J is independently chosen at each occurrence and is a covalent bond, C₁-C₄alkylene, C₂-C₄alkenylene, or C₂-C₄alkynylene;

[0614] R²¹ and R²² are independently chosen at each occurrence from hydrogen, hydroxyl, cyano, amino, C₁-C₆alkyl, C₁-C₆alkyl, C₁-C₆alkoxy, (C₃-C₇cycloalkyl)C₀-C₄alkyl, (phenyl)C₀-C₄alkyl, and -C₁-C₄alkylOC(O)OC₁-C₆alkyl, -C₁-C₄alkylOC(O)C₁-C₆alkyl, -C₁-C₄alkylC(O)OC₁-C₆alkyl;

[0615] each of which (s) may be unsubstituted or substituted with one or more substituents independently chosen from halogen, hydroxyl, nitro, cyano, amino, oxo, -B(OH)₂, -Si(CH₃)₃, -COOH, -CONH₂, -P(O)(OH)₂, C₁-C₆alkyl, C₁-C₆alkoxy, -C₀-C₂alkyl(mono- and di-C₁-C₄alkylamino), C₁-C₆alkylester, C₁-C₄alkylamino, C₁-C₄hydroxylalkyl, C₁-C₂haloalkyl, and C₁-C₂haloalkoxy.

[0616] This disclosure includes compounds and salts in which one of R¹² and R¹³ is hydrogen, hydroxyl, halogen, methyl, or methoxy; and the other of R¹² and R¹³ is -C₂-C₆alkynylR²³; where

[0617] R²³ is from (C₃-C₇cycloalkyl)C₀-C₄alkyl, (phenyl)C₀-C₄alkyl, (pyrrolidinyl)C₀-C₄alkyl, (morpholinyl)C₀-C₄alkyl, (thiomorpholinyl)C₀-C₄alkyl, (piperidinyl)C₀-C₄alkyl, (piperazinyl)C₀-C₄alkyl, (tetrahydrofuranyl)C₀-C₄alkyl, (pyrazolyl)C₀-C₄alkyl, (thiazolyl)C₀-C₄alkyl, (triazolyl)C₀-C₄alkyl, (tetrazolyl)C₀-C₄alkyl, (imidazolyl)C₀-C₄alkyl, (oxazolyl)C₀-C₄alkyl, (furanyl)C₀-C₄alkyl, (pyridinyl)C₀-C₄alkyl, (pyrimidinyl)C₀-C₄alkyl, (pyrazinyl)C₀-C₄alkyl, (pyridiziny)C₀-C₄alkyl, and (tetrahydropyridinyl)C₀-C₄alkyl; which may be unsubstituted or substituted with one or more substituents independently chosen from halogen, hydroxyl, nitro, cyano, amino, oxo, -B(OH)₂, -Si(CH₃)₃, -COOH, -CONH₂, -P(O)(OH)₂, C₁-C₆alkyl, C₁-C₆alkoxy, -C₀-C₂alkyl(mono- and di-C₁-C₄alkylamino), C₁-C₆alkylester, C₁-C₄alkylamino, C₁-C₄hydroxylalkyl, C₁-C₂haloalkyl, and C₁-C₂haloalkoxy.

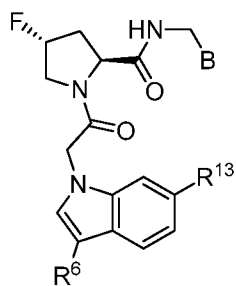
[0618] This disclosure includes compounds and salts in which one of R¹² and R¹³ is hydrogen, hydroxyl, halogen, methyl, or methoxy; the other of R¹² and R¹³ is chosen from (s) where (s) is chosen from -JNR⁹C(O)OR¹⁰, -JNR⁹C(O)OR²³, -JOC(O)NR²¹R²², JOC(O)NR²⁴R²⁵, JNR⁹C(O)NR¹⁰R²³, and -JNR⁹C(O)NR²⁴R²⁵;

[0619] R²¹ and R²² are independently chosen at each occurrence from hydrogen, hydroxyl, cyano, amino, C₁-C₆alkyl, C₁-C₆alkyl, C₁-C₆alkoxy, (C₃-C₇cycloalkyl)C₀-C₄alkyl, (phenyl)C₀-C₄alkyl, -C₁-C₄alkylOC(O)OC₁-C₆alkyl, -C₁-C₄alkylOC(O)C₁-C₆alkyl, -C₁-C₄alkylC(O)OC₁-C₆alkyl, (pyrrolidinyl)C₀-C₄alkyl, ((morpholinyl)C₀-C₄alkyl, (thiomorpholinyl)C₀-C₄alkyl, (piperidinyl)C₀-C₄alkyl, (piperazinyl)C₀-C₄alkyl, (tetrahydrofuranyl)C₀-C₄alkyl, pyrazolyl)C₀-C₄alkyl, (thiazolyl)C₀-C₄alkyl, (triazolyl)C₀-C₄alkyl, (tetrazolyl)C₀-C₄alkyl, (imidazolyl)C₀-C₄alkyl, (oxazolyl)C₀-C₄alkyl, (furanyl)C₀-C₄alkyl, (pyridinyl)C₀-C₄alkyl, (pyrimidinyl)C₀-C₄alkyl, (pyrazinyl)C₀-C₄alkyl, (pyridiziny)C₀-C₄alkyl, and (tetrahydropyridinyl)C₀-C₄alkyl;

[0620] R²³ is independently chosen at each occurrence from (C₃-C₇cycloalkyl)C₀-C₄alkyl, (phenyl)C₀-C₄alkyl, (pyrrolidinyl)C₀-C₄alkyl, (morpholinyl)C₀-C₄alkyl, (thiomorpholinyl)C₀-C₄alkyl, (piperidinyl)C₀-C₄alkyl, (piperazinyl)C₀-C₄alkyl, (tetrahydrofuranyl)C₀-C₄alkyl, (pyrazolyl)C₀-C₄alkyl, (thiazolyl)C₀-C₄alkyl, (triazolyl)C₀-C₄alkyl, (tetrazolyl)C₀-C₄alkyl, (imidazolyl)C₀-C₄alkyl, (oxazolyl)C₀-C₄alkyl, (furanyl)C₀-C₄alkyl, (pyridinyl)C₀-C₄alkyl, (pyrimidinyl)C₀-C₄alkyl, (pyrazinyl)C₀-C₄alkyl, (pyridiziny)C₀-C₄alkyl, and (tetrahydropyridinyl)C₀-C₄alkyl;

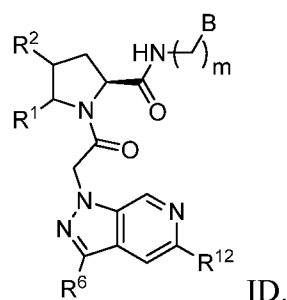
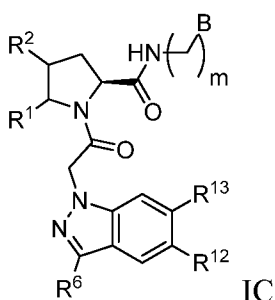
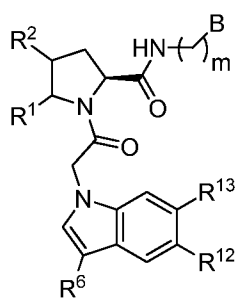
[0621] R^{24} and R^{25} are taken together with the nitrogen to which they are attached to form a pyrrolidinyl, piperazinyl, piperidinyl, or morpholinyl group, each of which is optionally bridged with a methylene or ethylene group or spiro to a C_3 - C_5 cycloalkyl group; each of which (s) may be unsubstituted or substituted with one or more substituents independently chosen from halogen, hydroxyl, nitro, cyano, amino, oxo, $-B(OH)_2$, $-Si(CH_3)_3$, $-COOH$, $-CONH_2$, $-P(O)(OH)_2$, C_1 - C_6 alkyl, C_1 - C_6 alkoxy, $-C_0$ - C_2 alkyl(mono- and di- C_1 - C_4 alkylamino), C_1 - C_6 alkylester, C_1 - C_4 alkylamino, C_1 - C_4 hydroxylalkyl, C_1 - C_2 haloalkyl, and C_1 - C_2 haloalkoxy.

[0622] This disclosure includes compounds and salts of Formula IA:



B may carry any of the definitions set forth herein for this variable. In certain embodiments B is a 2-fluoro-3-chlorophenyl or a 2-fluoro-3-trifluoromethoxy-phenyl. Examples of such compounds include the compounds shown in Table 1. In any of the compounds shown in Table 1 the 2-fluoro-3-chloro-phenyl group may be replaced by a 2-fluoro-3-trifluoromethoxy-phenyl.

[0623] This disclosure includes compounds and salts of Formula IB, IC, and ID.



[0624] In Formula IB, IC, and ID the variables may include any of the definitions set forth herein that results in a stable compound. In certain embodiments the following conditions apply for Formula IB, IC, and ID.

[0625] R^1 is hydrogen and R^2 is fluoro.

[0626] R^1 and R^2 are joined to form a 3 membered ring.

[0627] m is 0.

[0628] B is pyridyl, optionally substituted with halogen, C₁-C₂alkoxy, and trifluoromethyl.

[0629] B is phenyl, substituted with 1, 2, or 3 substituents independently selected from halogen, C₁-C₂alkyl, C₁-C₂alkoxy, trifluoromethyl, and optionally substituted phenyl.

[0630] R¹³ is hydrogen and R¹² is -NHC(O)NR²⁴R²⁵.

[0631] R¹³ is hydrogen and R¹² is -CCR²³.

[0632] R¹³ is hydrogen and R¹² is -NHC(O)NHR²³.

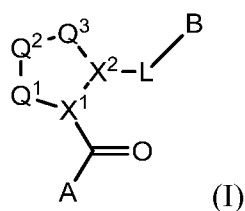
[0633] R¹³ is hydrogen and R¹² is -C(O)R²³.

[0634] This specification has been described with reference to embodiments of the invention. However, one of ordinary skill in the art appreciates that various modifications and changes can be made without departing from the scope of the invention as set forth in the claims below. Accordingly, the specification is to be regarded in an illustrative rather than a restrictive sense, and all such modifications are intended to be included within the scope of invention.

CLAIMS

What is claimed is:

1. A compound of Formula I



and the pharmaceutically acceptable salts thereof, wherein:

Q^1 is $N(R^1)$ or $C(R^1R^{1'})$;

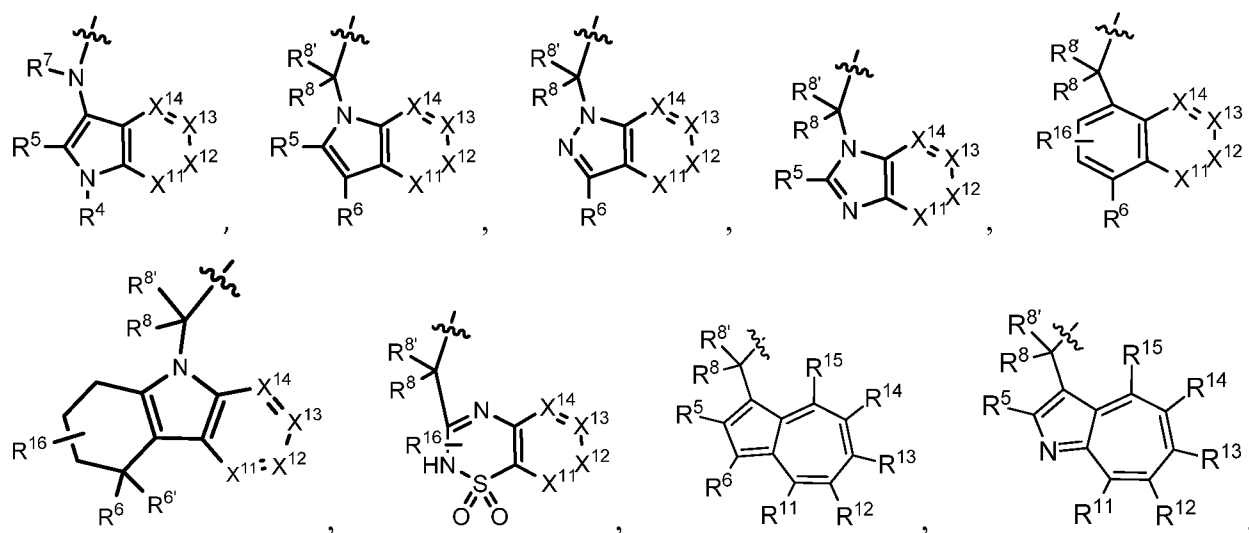
Q^2 is $C(R^2R^{2'})$, $C(R^2R^{2'})-C(R^2R^{2'})$, S, O, $N(R^2)$ or $C(R^2R^{2'})O$;

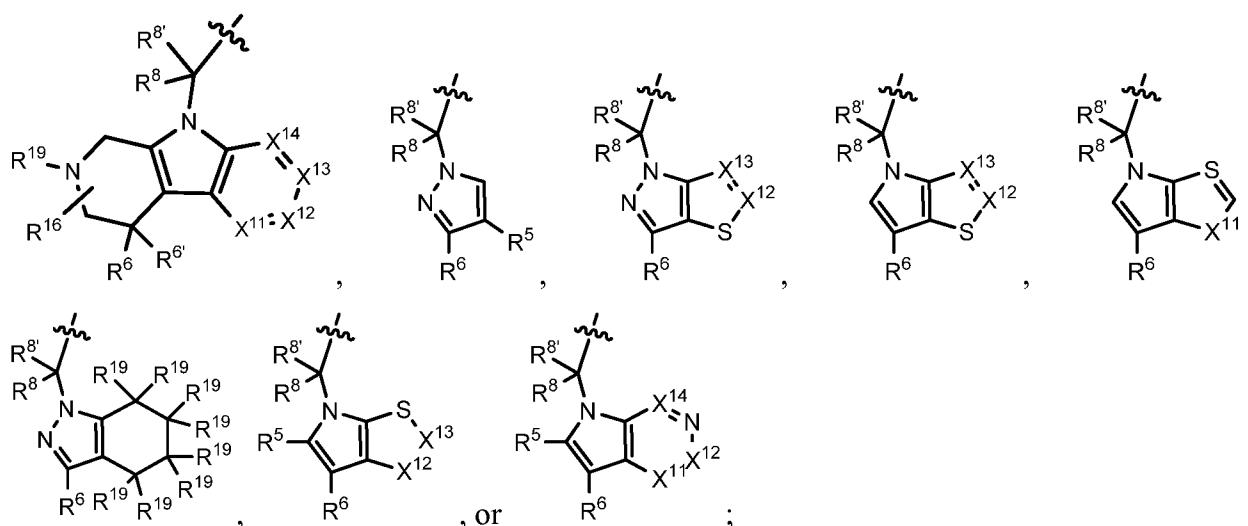
Q^3 is $N(R^3)$, S, or $C(R^3R^{3'})$;

X^1 and X^2 are independently N or CH, or X^1 and X^2 together are $C=C$;

R^1 , $R^{1'}$, R^2 , $R^{2'}$, R^3 , and $R^{3'}$ are independently chosen from hydrogen, halogen, hydroxyl, nitro, cyano, amino, C_1 - C_6 alkyl, C_2 - C_6 alkenyl, C_2 - C_6 alkynyl, C_1 - C_6 alkoxy, C_2 - C_6 alkynyl, C_2 - C_6 alkanoyl, C_1 - C_6 thioalkyl, hydroxy C_1 - C_6 alkyl, amino C_1 - C_6 alkyl, $-C_0$ - C_4 alkyl NR^9R^{10} , $-C(O)OR^9$, $-OC(O)R^9$, $-NR^9C(O)R^{10}$, $-C(O)NR^9R^{10}$, $-OC(O)NR^9R^{10}$, $-NR^9C(O)OR^{10}$, C_1 - C_2 haloalkyl, and C_1 - C_2 haloalkoxy, where R^9 and R^{10} are independently chosen at each occurrence from hydrogen, C_1 - C_6 alkyl, $(C_3$ - C_7 cycloalkyl) C_0 - C_4 alkyl, $-C_0$ - C_4 alkyl $(C_3$ - C_7 cycloalkyl), and $-O-C_0$ - C_4 alkyl $(C_3$ - C_7 cycloalkyl);

A is a group selected from:





each of which R⁴ other than hydrogen, -CHO, and -CONH₂, is unsubstituted or substituted with one or more of amino, imino, halogen, hydroxyl, cyano, cyanoimino, C₁-C₂alkyl, C₁-C₂alkoxy, -C₀-C₂alkyl(mono- and di-C₁-C₄alkylamino), C₁-C₂haloalkyl, and C₁-C₂haloalkoxy;

R⁵ and R⁶ are independently selected from -CHO, -C(O)NH₂, -C(O)NH(CH₃), C₂-C₆alkanoyl, hydrogen, hydroxyl, halogen, cyano, nitro, -COOH, -SO₂NH₂, vinyl, C₁-C₆alkyl (including methyl), C₂-C₆alkenyl, C₁-C₆alkoxy, -C₀-C₄alkyl(C₃-C₇cycloalkyl), -C(O)C₀-C₄alkyl(C₃-C₇cycloalkyl), -P(O)(OR)₂, -OC(O)R⁹, -C(O)OR⁹, -C(O)N(CH₂CH₂R⁹)(R¹⁰), -NR⁹C(O)R¹⁰, phenyl, or 5- to 6-membered heteroaryl; and wherein each R⁵ and R⁶ other than hydrogen, hydroxyl, cyano, and -COOH is unsubstituted or optionally substituted;

R^{6'} is hydrogen, halogen, hydroxyl, C₁-C₄alkyl, -C₀-C₄alkyl(C₃-C₇cycloalkyl), or C₁-C₄alkoxy; or R⁶ and R^{6'} may be taken together to form an oxo, vinyl, or imino group;

R⁷ is hydrogen, C₁-C₆alkyl, or -C₀-C₄alkyl(C₃-C₇cycloalkyl);

R⁸ and R^{8'} are independently chosen from hydrogen, halogen, hydroxyl, C₁-C₆alkyl, -C₀-C₄alkyl(C₃-C₇cycloalkyl), C₁-C₆alkoxy, and (C₁-C₄alkylamino)C₀-C₂alkyl; or R⁸ and R^{8'} are taken together to form an oxo group; or R⁸ and R^{8'} can be taken together with the carbon that they are bonded to form a 3-membered carbocyclic ring;

R¹⁶ is absent or may include one or more substituents independently chosen from halogen, hydroxyl, nitro, cyano, C₁-C₆alkyl, C₂-C₆alkenyl, C₂-C₆alkanoyl, C₁-C₆alkoxy, -C₀-

C₄alkyl(mono- and di-C₁-C₆alkylamino), -C₀-C₄alkyl(C₃-C₇cycloalkyl), C₁-C₂haloalkyl, and C₁-C₂haloalkoxy;

R¹⁹ is hydrogen, C₁-C₆alkyl, C₂-C₆alkenyl, C₂-C₆alkanoyl, -SO₂C₁-C₆alkyl, (mono- and di-C₁-C₆alkylamino)C₁-C₄alkyl, -C₀-C₄alkyl(C₃-C₇cycloalkyl), -C₀-C₄alkyl(C₃-C₇heterocycloalkyl), -C₀-C₄alkyl(aryl), C₀-C₄alkyl(heteroaryl), and wherein R¹⁹ other than hydrogen is unsubstituted or substituted with one or more substituents independently chosen from halogen, hydroxyl, amino, -COOH, and -C(O)OC₁-C₄alkyl;

X¹¹ is N or CR¹¹;

X¹² is N or CR¹²;

X¹³ is N or CR¹³;

X¹⁴ is N or CR¹⁴, and wherein no more than two of X¹¹, X¹², X¹³, and X¹⁴ are N;

one of R¹² and R¹³ is chosen from R³¹ and the other of R¹² and R¹³ is chosen from R³²;

R³¹ is chosen from hydrogen, halogen, hydroxyl, nitro, cyano, amino, -COOH, C₁-C₂haloalkyl, C₁-C₂haloalkoxy, C₁-C₆alkyl, -C₀-C₄alkyl(C₃-C₇cycloalkyl), C₂-C₆alkenyl, C₂-C₆alkanoyl, C₁-C₆alkoxy, C₂-C₆alkenyloxy, -C(O)OR⁹, C₁-C₆thioalkyl, -C₀-C₄alkylNR⁹R¹⁰, -C(O)NR⁹R¹⁰, -SO₂R⁹, -SO₂NR⁹R¹⁰, -OC(O)R⁹, and -C(NR⁹)NR⁹R¹⁰, each of which R³¹ other than hydrogen, halogen, hydroxyl, nitro, cyano, C₁-C₂haloalkyl, and C₁-C₂haloalkoxy is unsubstituted or substituted with one or more substituents independently selected from halogen, hydroxyl, nitro, cyano, amino, -COOH, -CONH₂, C₁-C₂haloalkyl, and C₁-C₂haloalkoxy, and each of which R³¹ is also optionally substituted with one substituent chosen from phenyl and 4- to 7-membered heterocycle containing 1, 2, or 3 heteroatoms independently chosen from N, O, and S; which phenyl or 4- to 7-membered heterocycle is unsubstituted or substituted with one or more substituents independently chosen from halogen, hydroxyl, nitro, cyano, C₁-C₆alkyl, C₂-C₆alkenyl, C₂-C₆alkanoyl, C₁-C₆alkoxy, (mono- and di-C₁-C₆alkylamino)C₀-C₄alkyl, C₁-C₆alkylester, -C₀-C₄alkyl(C₃-C₇cycloalkyl), C₁-C₂haloalkyl, and C₁-C₂haloalkoxy;

R³² is selected from C(O)NR²¹R³⁷, -C(O)NR²⁴R²⁵, -C(O)NR⁹R³⁷, -C(O)NR²¹SO₂R²², -NR⁹C(O)OR¹⁰, -NR⁹C(O)OR²³, -NR⁹C(O)R²¹, -NR⁹C(O)NR⁹R¹⁰, -NR⁹C(O)NR¹⁰R²³, and -NR⁹C(O)NR²⁴R²⁵, each of which is optionally substituted and when R³² is C(O)NR²¹R³⁷, -C(O)NR²⁴R²⁵, -C(O)NR⁹R³⁷, B is not C₂-C₆alkenyl; (C₀-C₄alkyl)(heteroaryl); monocyclic or bicyclic carbocyclic; or monocyclic heterocyclic;

R^{11} , R^{14} , and R^{15} are independently chosen at each occurrence from hydrogen, halogen, hydroxyl, nitro, cyano, $-O(PO)(OR^9)_2$, $-(PO)(OR^9)_2$, C_1 - C_6 alkyl, C_2 - C_6 alkenyl, C_2 - C_6 alkynyl, C_2 - C_6 alkanoyl, C_1 - C_6 alkoxy, C_1 - C_6 thioalkyl, $-C_0$ - C_4 alkyl(mono- and di- C_1 - C_6 alkylamino), $-C_0$ - C_4 alkyl(C_3 - C_7 cycloalkyl), $-C_0$ - C_4 alkoxy(C_3 - C_7 cycloalkyl), C_1 - C_2 haloalkyl, and C_1 - C_2 haloalkoxy;

R^{21} and R^{22} are independently chosen at each occurrence from hydrogen, hydroxyl, cyano, amino, C_1 - C_6 alkyl, C_1 - C_6 haloalkyl, C_1 - C_6 alkoxy, $(C_3$ - C_7 cycloalkyl) C_0 - C_4 alkyl, (phenyl) C_0 - C_4 alkyl, $-C_1$ - C_4 alkylOC(O)OC C_1 - C_6 alkyl, $-C_1$ - C_4 alkylOC(O) C_1 - C_6 alkyl, $-C_1$ - C_4 alkylC(O)OC C_1 - C_6 alkyl, (4- to 7-membered heterocycloalkyl) C_0 - C_4 alkyl having 1, 2, or 3 heteroatoms independently chosen from N, O, and S, and (5- or 6- membered unsaturated or aromatic heterocycle) C_0 - C_4 alkyl having 1, 2, or 3 heteroatoms independently chosen from N, O, and S, and each R^{21} and R^{22} can be optionally substituted;

R^{23} is independently chosen at each occurrence from C_1 - C_6 alkyl, C_1 - C_6 haloalkyl, (aryl) C_0 - C_4 alkyl, $(C_3$ - C_7 cycloalkyl) C_0 - C_4 alkyl, (phenyl) C_0 - C_4 alkyl, (4- to 7-membered heterocycloalkyl) C_0 - C_4 alkyl having 1, 2, or 3 heteroatoms independently chosen from N, O, and S, and (5- or 6- membered unsaturated or aromatic heterocycle) C_0 - C_4 alkyl having 1, 2, or 3 heteroatoms independently chosen from N, O, and S, and each R^{23} can be optionally substituted;

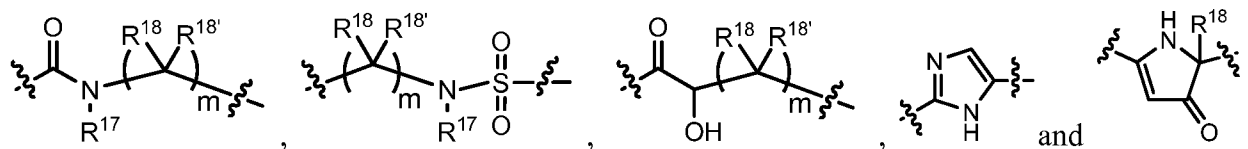
R^{24} and R^{25} are taken together with the nitrogen to which they are attached to form a 4- to 7-membered monocyclic heterocycloalkyl group, or a 6- to 10- membered bicyclic heterocyclic group having fused, spiro, or bridged rings, and each R^{24} and R^{25} can be optionally substituted;

R^{30} is independently chosen at each occurrence from hydrogen, C_1 - C_6 alkyl, C_1 - C_6 haloalkyl, (aryl) C_0 - C_4 alkyl, $(C_3$ - C_7 cycloalkyl) C_0 - C_4 alkyl, (phenyl) C_0 - C_4 alkyl, (4- to 7-membered heterocycloalkyl) C_0 - C_4 alkyl having 1, 2, or 3 heteroatoms independently chosen from N, O, and S; (5- or 6- membered unsaturated or aromatic heterocycle) C_0 - C_4 alkyl having 1, 2, or 3 heteroatoms independently chosen from N, O, and S; COOH, $Si(CH_3)_3$, COOR^{30a}, C_2 - C_6 alkanoyl, $-B(OH)_2$, $-C(O)(CH_2)_{1-4}S(O)R^{21}$, $-P(O)(OR^{21})(OR^{22})$, $-P(O)(OR^{21})R^{22}$, $-P(O)R^{21}R^{22}$, $-NR^9P(O)(NHR^{21})(NHR^{22})$, $-NR^9P(O)(OR^{21})(NHR^{22})$, $-NR^9P(O)(OR^{21})(OR^{22})$, $-C(S)R^{21}$, $-NR^{21}SO_2R^{22}$, $-NR^9S(O)NR^{10}R^{22}$, $-NR^9SO_2NR^{10}R^{22}$, $-SO_2NR^9COR^{22}$, $-SO_2NR^9CONR^{21}R^{22}$, $-NR^{21}SO_2R^{22}$, $-C(O)NR^{21}SO_2R^{22}$, $-C(NH_2)NR^9R^{22}$, $-C(NH_2)NR^9S(O)_2R^{22}$, $-NR^9C(O)OR^{10}$, $-NR^{21}OC(O)R^{22}$, $-(CH_2)_{1-4}C(O)NR^{21}R^{22}$, $-C(O)R^{24}R^{25}$, $-NR^9C(O)R^{21}$, $-C(O)R^{21}$,

$-\text{NR}^9\text{C}(\text{O})\text{NR}^9\text{R}^{10}$, $-\text{NR}^9\text{C}(\text{O})\text{NR}^{24}\text{R}^{25}$, $-(\text{CH}_2)_{1-4}\text{OC}(\text{O})\text{R}^{21}$, each of which R^{30} can be optionally substituted;

R^{30a} is C_1 - C_6 alkyl, C_2 - C_6 alkenyl, C_2 - C_6 alkynyl, $(\text{C}_3$ - C_7 cycloalkyl) C_0 - C_4 alkyl-, (aryl) C_0 - C_4 alkyl-, (3- to 7-membered heterocycloalkyl) C_0 - C_4 alkyl- having 1, 2, or 3 heteroatoms independently chosen from N, O, and S, and (5- or 6- membered unsaturated or aromatic heterocycle) C_0 - C_4 alkyl having 1, 2, or 3 heteroatoms independently chosen from N, O, and S, each of which R^{30a} can be optionally substituted;

L is a bond or is chosen from the formulas



where R^{17} is hydrogen, C_1 - C_6 alkyl, or $-\text{C}_0$ - C_4 alkyl(C_3 - C_7 cycloalkyl), and R^{18} and $\text{R}^{18'}$ are independently chosen from hydrogen, halogen, hydroxymethyl, and methyl; and m is 0, 1, 2, or 3;

B is a monocyclic or bicyclic carbocyclic; a monocyclic or bicyclic carbocyclic-oxy group; a monocyclic, bicyclic, or tricyclic heterocyclic group having 1, 2, 3, or 4 heteroatoms independently selected from N, O, and S and from 4 to 7 ring atoms per ring; C_2 - C_6 alkenyl; C_2 - C_6 alkynyl; $-(\text{C}_0$ - C_4 alkyl)(aryl); $-(\text{C}_0$ - C_4 alkyl)(heteroaryl); or $-(\text{C}_0$ - C_4 alkyl)(biphenyl) each of which B is unsubstituted or substituted with one or more substituents independently chosen from R^{33} and R^{34} , and 0 or 1 substituents chosen from R^{35} and R^{36} ;

R^{33} is independently chosen from halogen, hydroxyl, $-\text{COOH}$, cyano, C_1 - C_6 alkyl, C_2 - C_6 alkanoyl, C_1 - C_6 alkoxy, $-\text{C}_0$ - C_4 alkyl NR^9R^{10} , $-\text{SO}_2\text{R}^9$, C_1 - C_2 haloalkyl, and C_1 - C_2 haloalkoxy;

R^{34} is independently chosen from nitro, C_2 - C_6 alkenyl, C_2 - C_6 alkynyl, C_1 - C_6 thioalkyl, $-\text{JC}_3$ - C_7 cycloalkyl, $-\text{B}(\text{OH})_2$, $-\text{JC}(\text{O})\text{NR}^9\text{R}^{23}$, $-\text{JOSO}_2\text{OR}^{21}$, $-\text{C}(\text{O})(\text{CH}_2)_{1-4}\text{S}(\text{O})\text{R}^{21}$, $-\text{O}(\text{CH}_2)_{1-4}\text{S}(\text{O})\text{NR}^{21}\text{R}^{22}$, $-\text{JOP}(\text{O})(\text{OR}^{21})(\text{OR}^{22})$, $-\text{JP}(\text{O})(\text{OR}^{21})(\text{OR}^{22})$, $-\text{JOP}(\text{O})(\text{OR}^{21})\text{R}^{22}$, $-\text{JP}(\text{O})(\text{OR}^{21})\text{R}^{22}$, $-\text{JOP}(\text{O})\text{R}^{21}\text{R}^{22}$, $-\text{JP}(\text{O})\text{R}^{21}\text{R}^{22}$, $-\text{JSP}(\text{O})(\text{OR}^{21})(\text{OR}^{22})$, $-\text{JSP}(\text{O})(\text{OR}^{21})\text{R}^{22}$, $-\text{JSP}(\text{O})(\text{R}^{21})\text{R}^{22}$, $-\text{JNR}^9\text{P}(\text{O})(\text{NHR}^{21})(\text{NHR}^{22})$, $-\text{JNR}^9\text{P}(\text{O})(\text{OR}^{21})(\text{NHR}^{22})$, $-\text{JNR}^9\text{P}(\text{O})(\text{OR}^{21})(\text{OR}^{22})$, $-\text{JC}(\text{S})\text{R}^{21}$, $-\text{JNR}^{21}\text{SO}_2\text{R}^{22}$, $-\text{JNR}^9\text{S}(\text{O})\text{NR}^{10}\text{R}^{22}$, $-\text{JNR}^9\text{SO}_2\text{NR}^{10}\text{R}^{22}$, $-\text{JSO}_2\text{NR}^9\text{COR}^{22}$, $-\text{JSO}_2\text{NR}^9\text{CONR}^{21}\text{R}^{22}$, $-\text{JNR}^{21}\text{SO}_2\text{R}^{22}$, $-\text{JC}(\text{O})\text{NR}^{21}\text{SO}_2\text{R}^{22}$, $-\text{JC}(\text{NH}_2)\text{NR}^{22}$, $-\text{JC}(\text{NH}_2)\text{NR}^9\text{S}(\text{O})_2\text{R}^{22}$, $-\text{JOC}(\text{O})\text{NR}^{21}\text{R}^{22}$, $-\text{JNR}^{21}\text{C}(\text{O})\text{OR}^{22}$, $-\text{JNR}^{21}\text{OC}(\text{O})\text{R}^{22}$, $-(\text{CH}_2)_{1-4}\text{C}(\text{O})\text{NR}^{21}\text{R}^{22}$, $-\text{JC}(\text{O})\text{R}^{24}\text{R}^{25}$, $-\text{JNR}^9\text{C}(\text{O})\text{R}^{21}$, $-\text{JC}(\text{O})\text{R}^{21}$, $-\text{JNR}^9\text{C}(\text{O})\text{NR}^{10}\text{R}^{22}$, $-\text{CCR}^{21}$, $-(\text{CH}_2)_{1-4}$

${}^4\text{OC(O)R}^{21}$, and ${}^-\text{JC(O)OR}^{23}$; each of which R^{34} may be unsubstituted or substituted with one or more substituents independently chosen from halogen, hydroxyl, nitro, cyano, amino, oxo, ${}^-\text{B(OH)}_2$, ${}^-\text{Si(CH}_3)_3$, ${}^-\text{COOH}$, ${}^-\text{CONH}_2$, ${}^-\text{P(O)(OH)}_2$, C_1 - C_6 alkyl, ${}^-\text{C}_0$ - C_4 alkyl(C_3 - C_7 cycloalkyl), C_1 - C_6 alkoxy, ${}^-\text{C}_0$ - C_2 alkyl(mono- and di- C_1 - C_4 alkylamino), C_1 - C_6 alkylester, C_1 - C_4 alkylamino, C_1 - C_4 hydroxylalkyl, C_1 - C_2 haloalkyl, and C_1 - C_2 haloalkoxy;

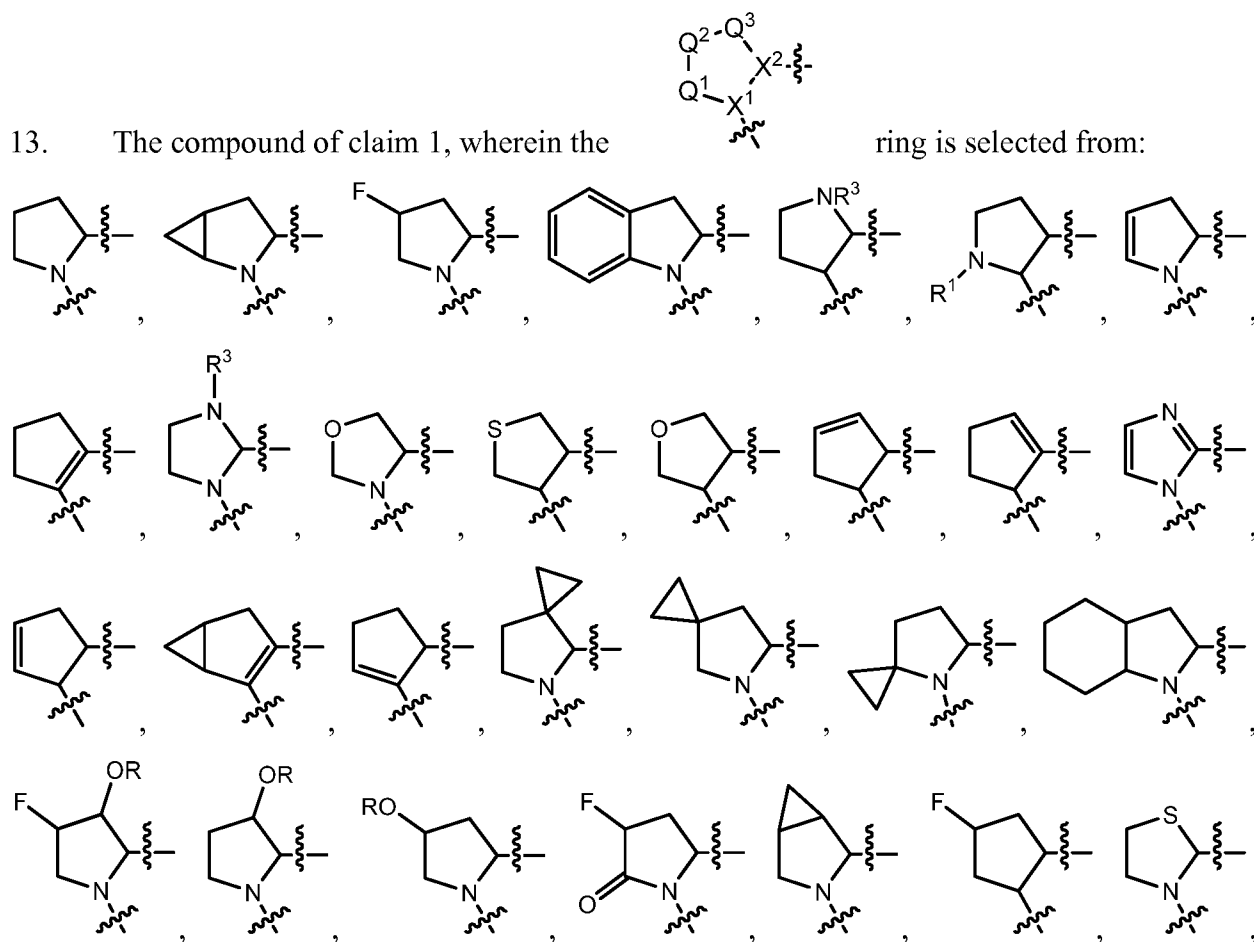
R^{35} is independently chosen from naphthyl, naphthyloxy, indanyl, (4- to 7-membered heterocycloalkyl) C_0 - C_4 alkyl containing 1 or 2 heteroatoms chosen from N, O, and S, and bicyclic heterocycle containing 1, 2, or 3 heteroatoms independently chosen from N, O, and S, and containing 4- to 7- ring atoms in each ring; each of which R^{35} is unsubstituted or substituted with one or more substituents independently chosen from halogen, hydroxyl, nitro, cyano, C_1 - C_6 alkyl, C_2 - C_6 alkenyl, C_2 - C_6 alkanoyl, C_1 - C_6 alkoxy, (mono- and di- C_1 - C_6 alkylamino) C_0 - C_4 alkyl, C_1 - C_6 alkylester, ${}^-\text{C}_0$ - C_4 alkyl(C_3 - C_7 cycloalkyl), ${}^-\text{SO}_2\text{R}^9$, C_1 - C_2 haloalkyl, and C_1 - C_2 haloalkoxy; and

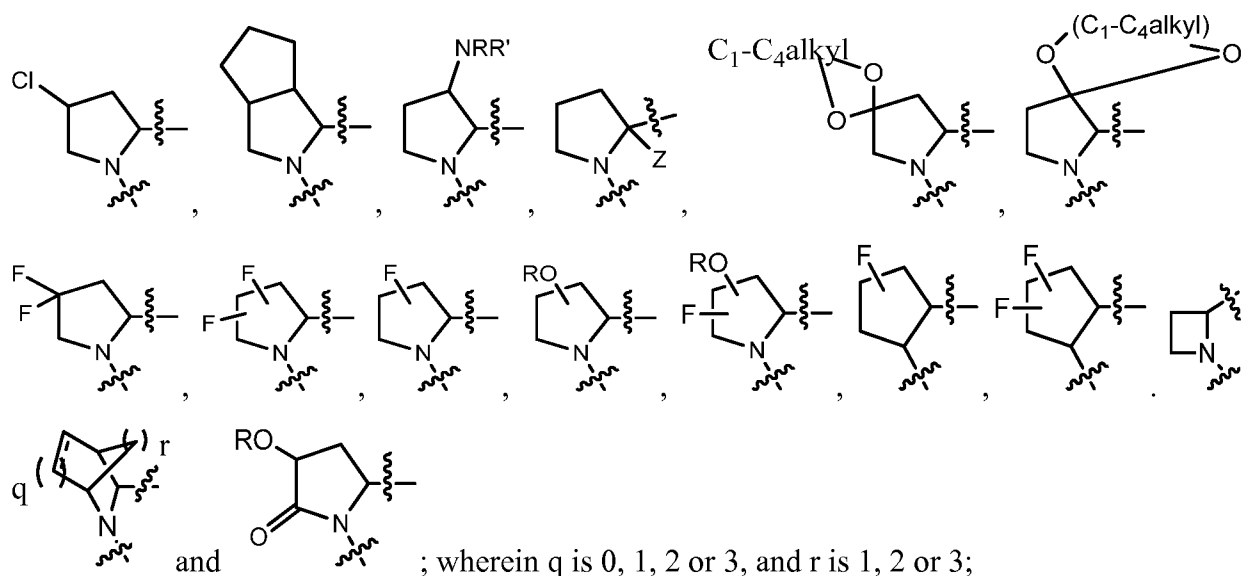
R^{36} is independently chosen from tetrazolyl, (phenyl) C_0 - C_2 alkyl, (phenyl) C_1 - C_2 alkoxy, phenoxy, and 5- or 6-membered heteroaryl containing 1, 2, or 3 heteroatoms independently chosen from N, O, B, and S, each of which R^{36} is unsubstituted or substituted with one or more substituents independently chosen from halogen, hydroxyl, nitro, cyano, C_1 - C_6 alkyl, C_2 - C_6 alkenyl, C_2 - C_6 alkanoyl, C_1 - C_6 alkoxy, (mono- and di- C_1 - C_6 alkylamino) C_0 - C_4 alkyl, C_1 - C_6 alkylester, ${}^-\text{C}_0$ - C_4 alkyl(C_3 - C_7 cycloalkyl), ${}^-\text{SO}_2\text{R}^9$, ${}^-\text{OSi(CH}_3)_2\text{C(CH}_3)_3$, ${}^-\text{Si(CH}_3)_2\text{C(CH}_3)_3$, C_1 - C_2 haloalkyl, and C_1 - C_2 haloalkoxy; and

J is independently selected at each occurrence from a covalent bond, C_1 - C_4 alkylene, ${}^-\text{OC}_1$ - C_4 alkylene, C_2 - C_4 alkenylene, and C_2 - C_4 alkynylene.

2. A pharmaceutical composition comprising an effective amount of a compound of claim 1 in a pharmaceutically acceptable carrier.
3. A method for the treatment of a disorder mediated by the complement pathway, comprising administering an effective amount to a host in need thereof of a compound of claim 1, optionally in a pharmaceutically acceptable carrier.
4. The method of claim 3, wherein the host is a human.
5. The method of claim 3, wherein the complement mediated pathway is age-related macular degeneration (AMD).

6. The method of claim 3, wherein the complement mediated pathway is retinal degeneration.
7. The method of claim 3, wherein the complement mediated pathway is an ophthalmic disease.
8. The method of claim 3, wherein the complement mediated pathway is paroxysmal nocturnal hemoglobinuria (PNH).
9. The method of claim 3, wherein the complement mediated pathway is multiple sclerosis.
10. The method of claim 3, wherein the complement mediated pathway is arthritis.
11. The method of claim 3, wherein the complement mediated pathway is rheumatoid arthritis.
12. The method of claim 3, wherein the complement mediated pathway is a respiratory disease or a cardiovascular disease.





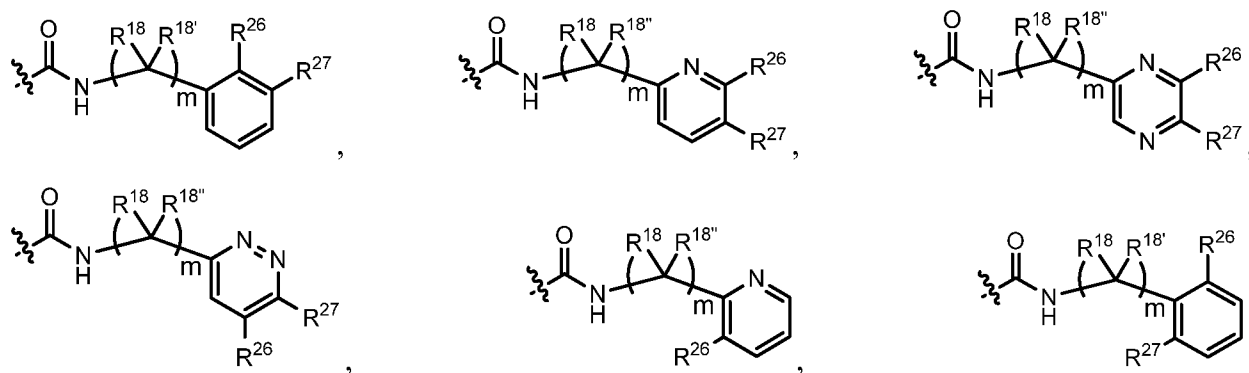
R and R' are independently chosen from H and optionally substituted alkyl, cycloalkyl, cycloalkylalkyl, heterocycle, heterocycloalkyl, aryl, arylalkyl, heteroaryl and heteroarylalkyl; and,

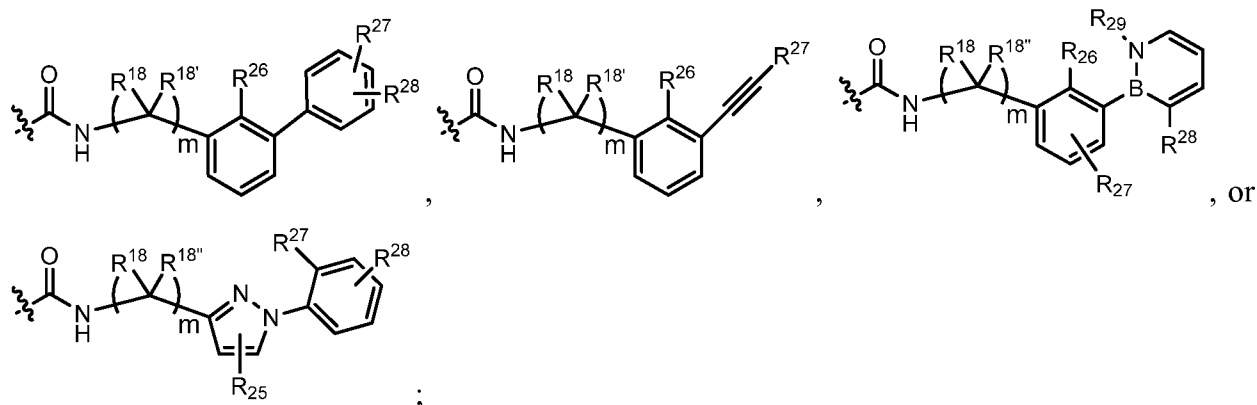
Z is F, Cl, NH₂, CH₃, CH₂D, or CD₃.

14. The compound of claim 1, wherein R¹ and R^{1'} or R³ and R^{3'} can together form an optionally substituted 3- to 6-membered carbocyclic spiro ring or a 3- to 6-membered heterocyclic spiro ring containing 1 or 2 heteroatoms independently chosen from N, O, or S.

15. The compound of claim 1, wherein R² and R^{2'} can together to form an optionally substituted 3- to 6-membered carbocyclic spiro ring; or R² and R^{2'} are taken together to form a 3- to 6-membered heterocyclic spiro ring.

16. The compound of claim 1, wherein -L-B- is selected from:





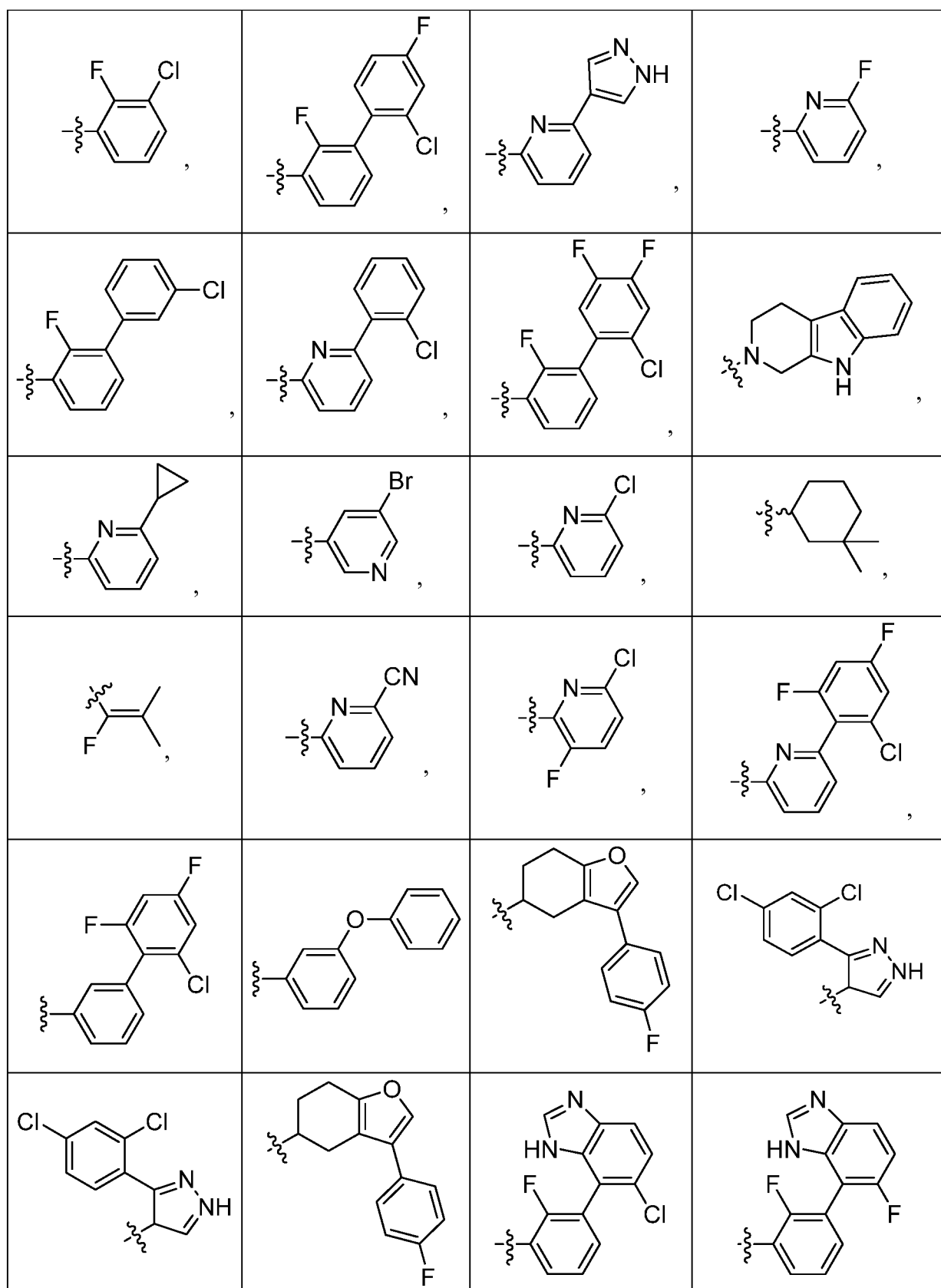
wherein

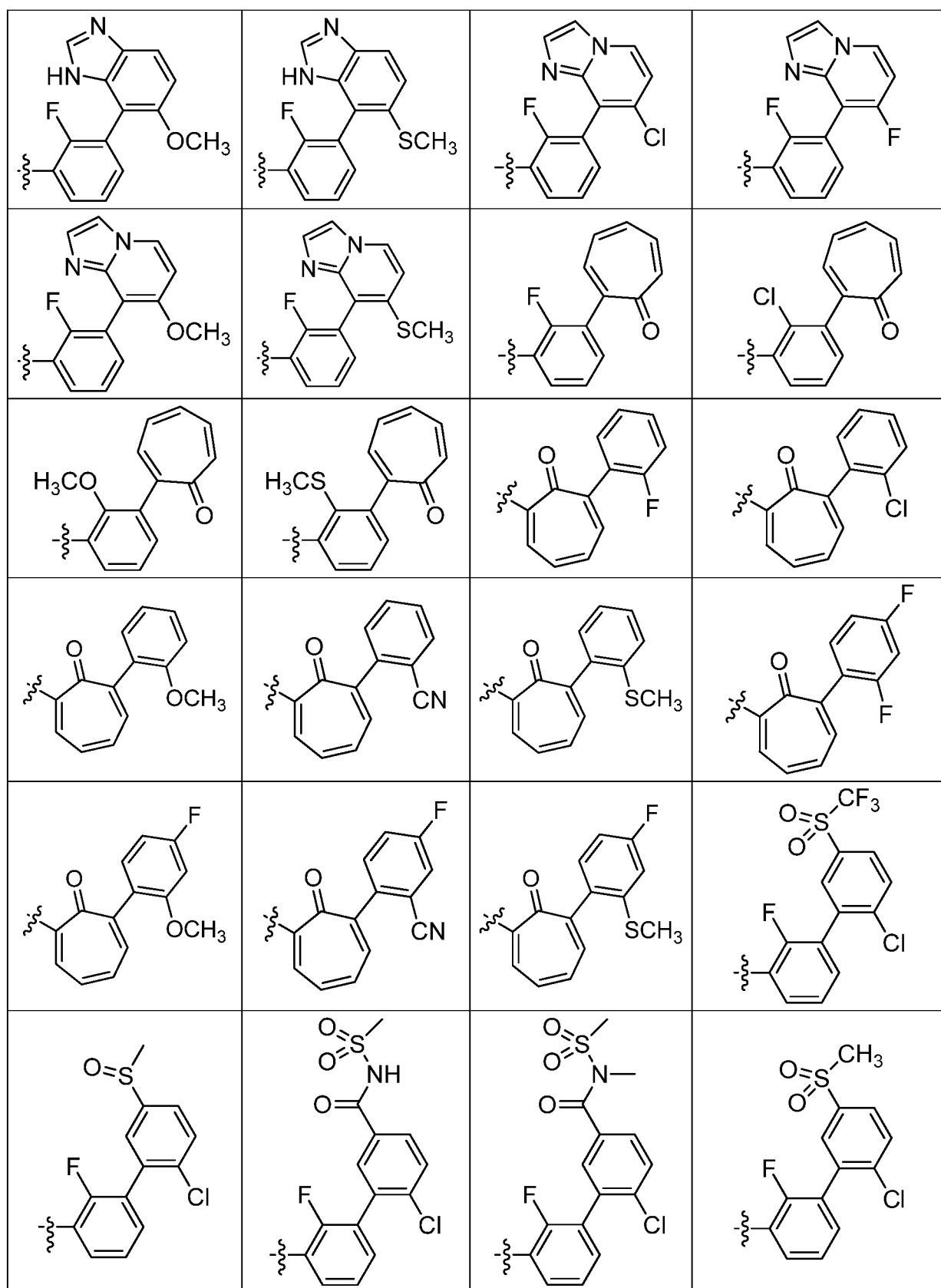
R^{18} and $R^{18'}$ are independently chosen from hydrogen, halogen, hydroxymethyl, and methyl;

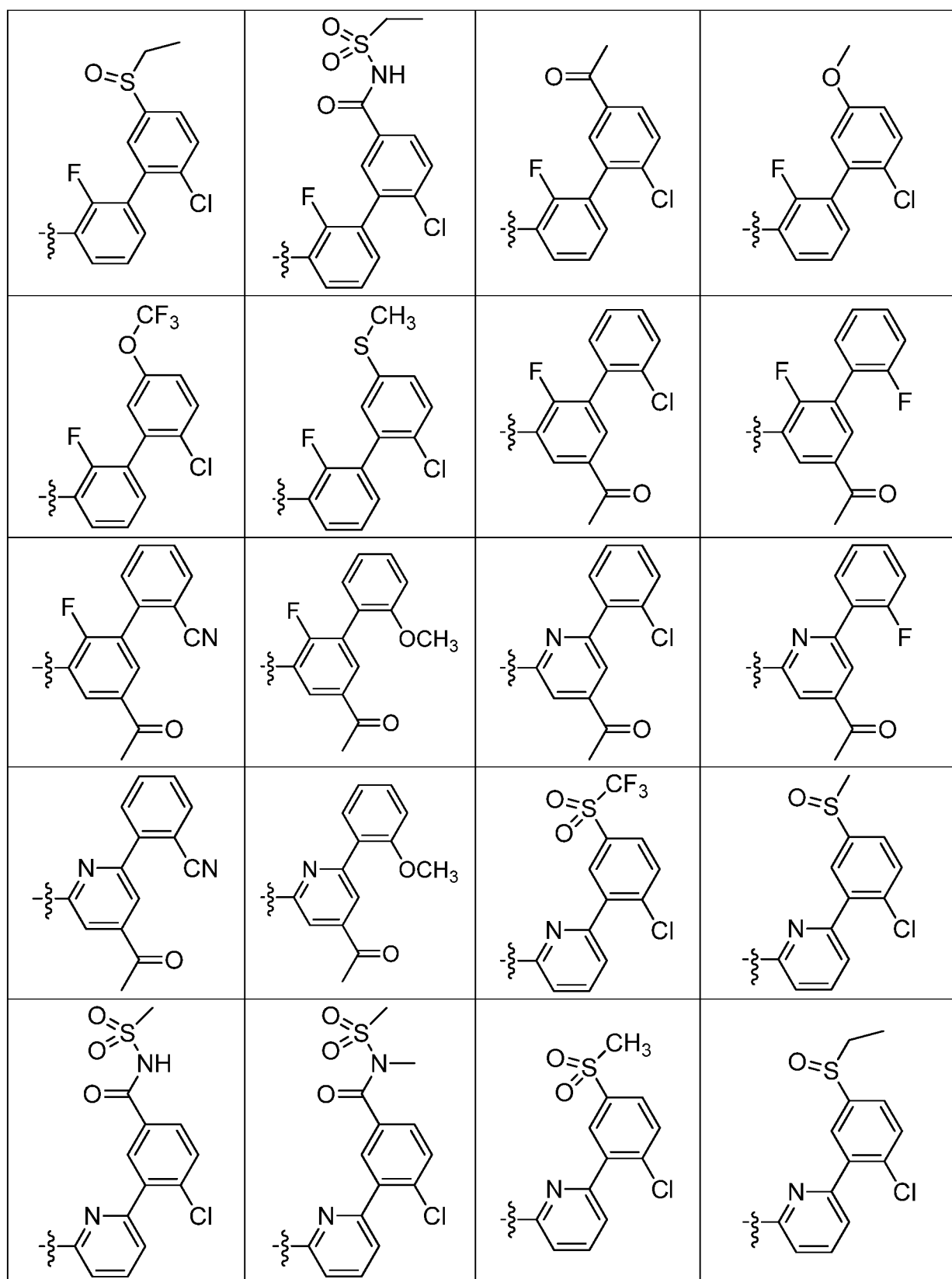
m is 0 or 1; and

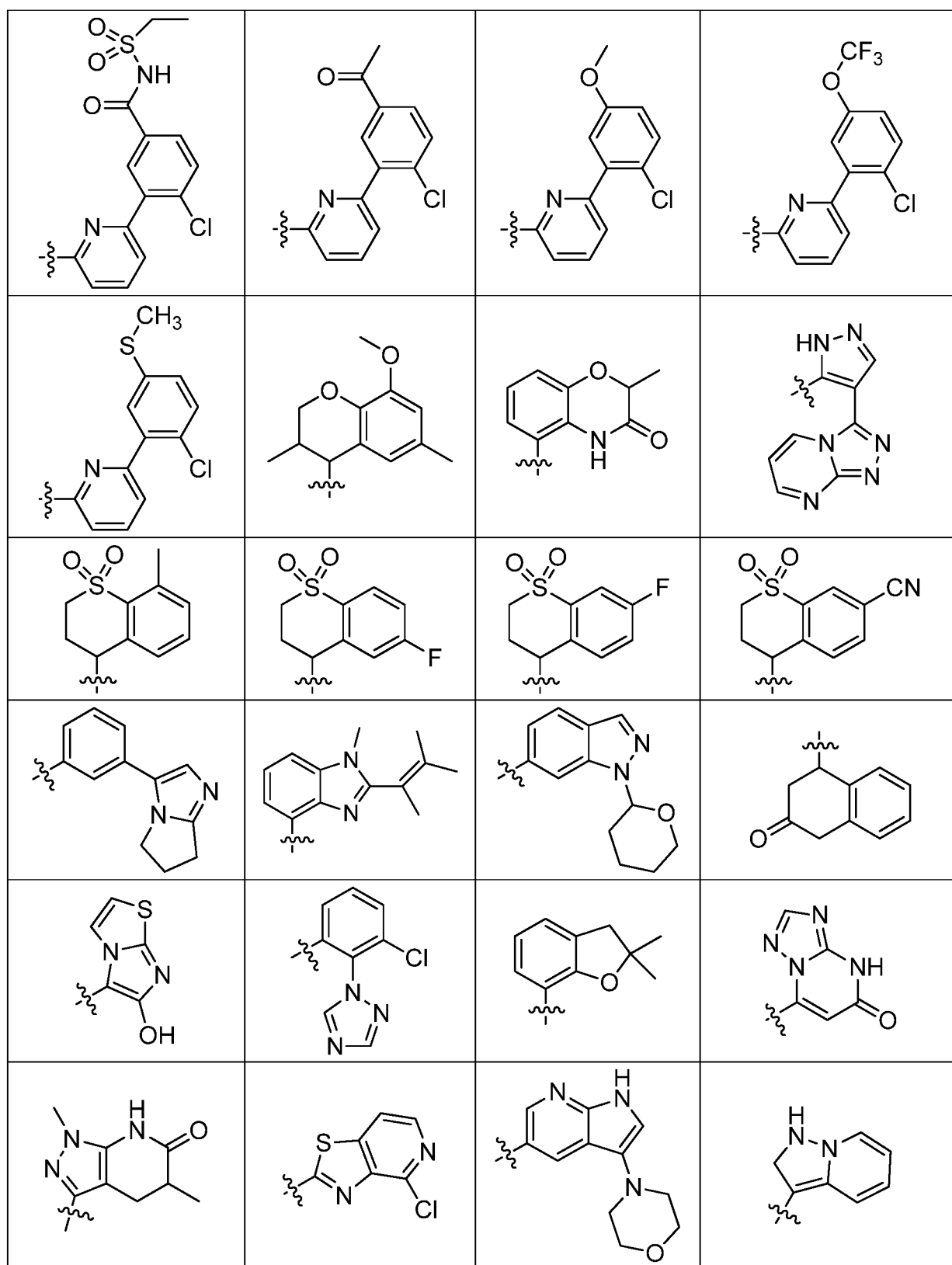
R^{26} , R^{27} , and R^{28} are independently chosen from hydrogen, halogen, hydroxyl, nitro, cyano, C_1 - C_6 alkyl, C_2 - C_6 alkenyl, C_2 - C_6 alkanoyl, C_1 - C_6 alkoxy, C_1 - C_6 thioalkyl, (mono- and di- C_1 - C_6 alkylamino) C_0 - C_4 alkyl, (C_3 - C_7 cycloalkyl) C_0 - C_4 alkyl, (aryl) C_0 - C_4 alkyl-, (heteroaryl) C_0 - C_4 alkyl-, and $-C_0$ - C_4 alkoxy(C_3 - C_7 cycloalkyl); each of which R^{26} , R^{27} , and R^{28} other than hydrogen, halogen, hydroxyl, nitro, cyano, is unsubstituted or substituted with one or more substituents independently chosen from halogen, hydroxyl, amino, C_1 - C_2 alkoxy, C_1 - C_2 haloalkyl, (C_3 - C_7 cycloalkyl) C_0 - C_4 alkyl-, and C_1 - C_2 haloalkoxy; and R^{29} is hydrogen, C_1 - C_2 alkyl, C_1 - C_2 haloalkyl or $-\text{Si}(\text{CH}_3)_2\text{C}(\text{CH}_3)_3$.

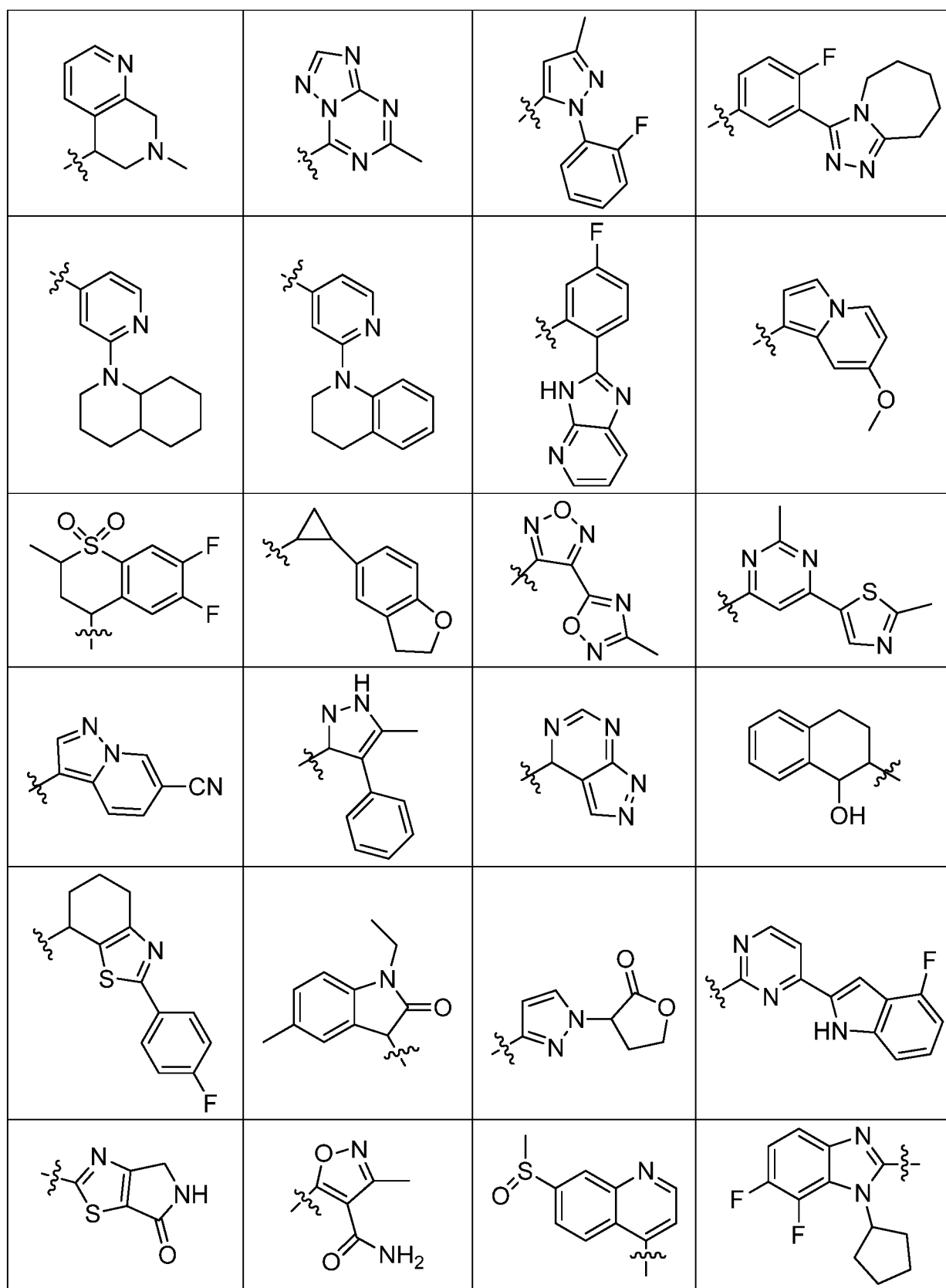
17. The compound of claim 1, wherein B is selected from:

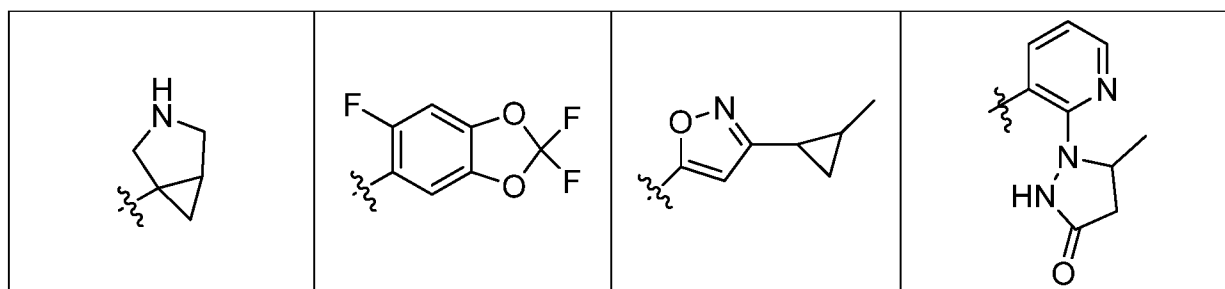










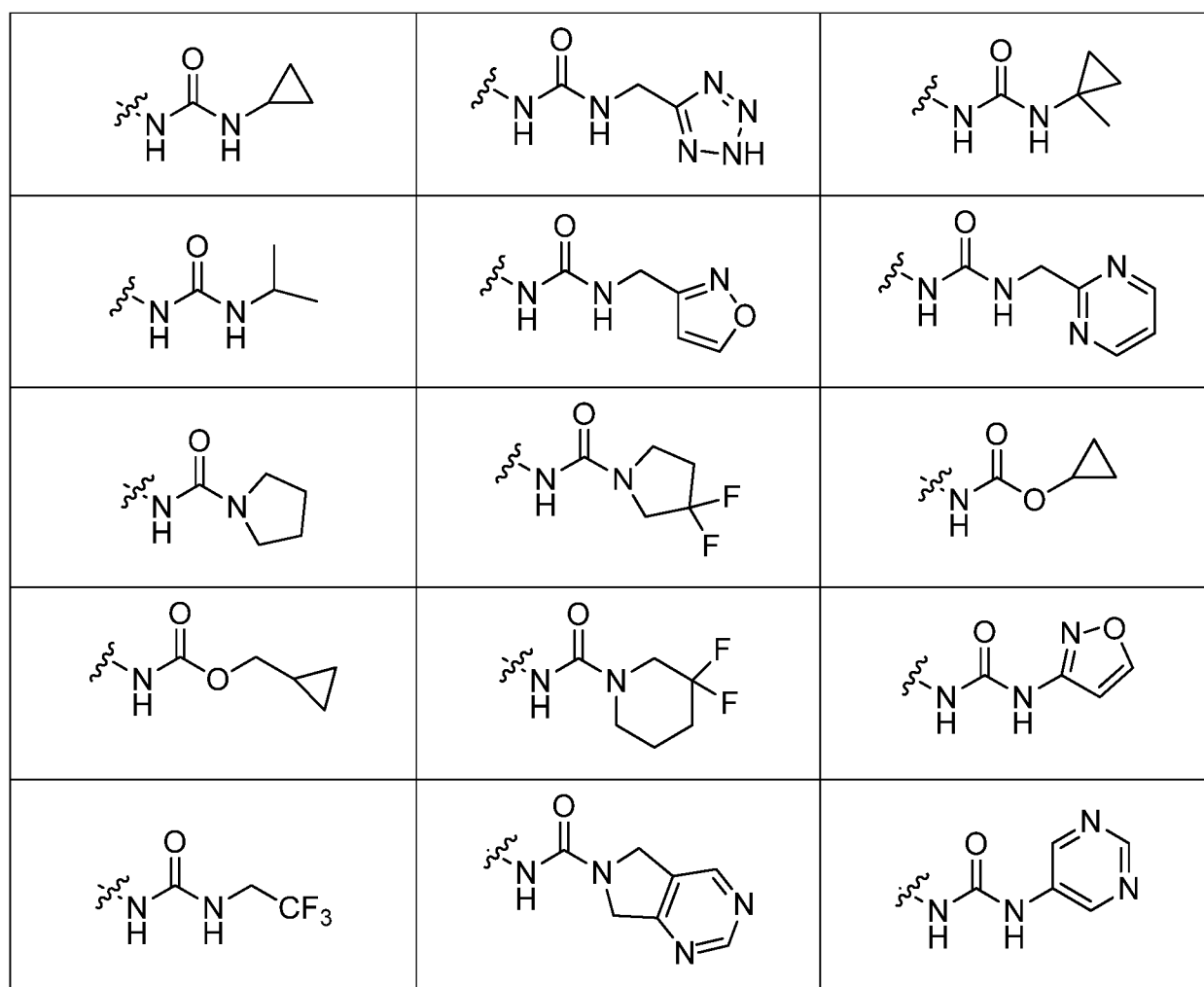


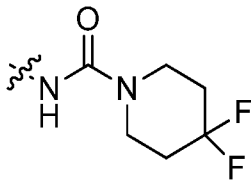
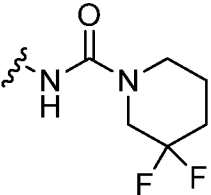
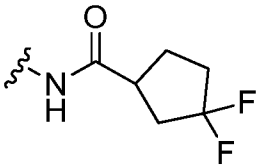
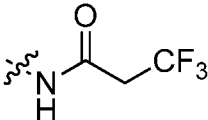
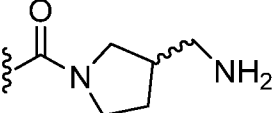
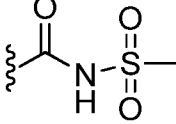
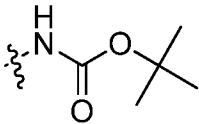
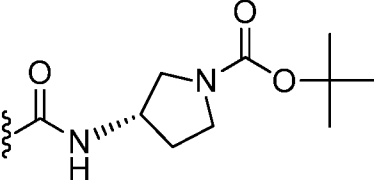
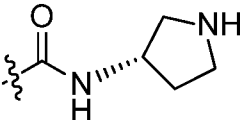
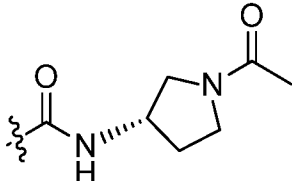
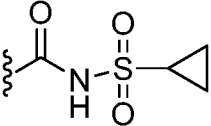
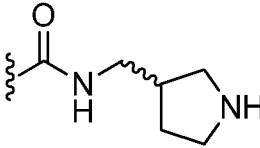
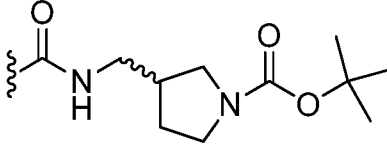
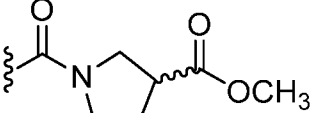
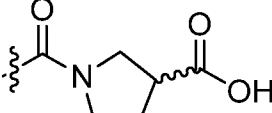
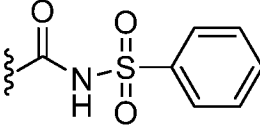
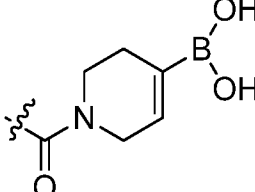
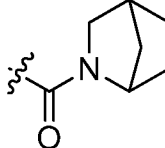
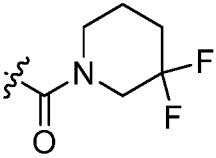
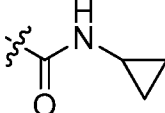
wherein R^{27} is hydrogen, methyl, or trifluoromethyl;

R^{28} is hydrogen or halogen; and

R^{29} is hydrogen, methyl, trifluoromethyl, or $-\text{Si}(\text{CH}_3)_2\text{C}(\text{CH}_3)_3$.

18. The compound of claim 1, wherein R^{32} selected from:



		
		
		
		
		
		
 and		

19. Use of a compound of any of claims 1, 13, 14, 15, 16, 17 or 18 in the manufacture of a medicament for the treatment of a disorder mediated by complement Factor D.

20. A compound of claim 1, 13, 14, 15, 16, 17 or 18 for use in the treatment of a disorder mediated by complement Factor D.

21. The use of claim 19, wherein the disorder is paroxysmal nocturnal hemoglobinuria (PNH).
22. The use of claim 19, method of claim 3, wherein the disorder is multiple sclerosis.
23. The use of claim 19, wherein the disorder is arthritis.
24. The use of claim 19, wherein the disorder is rheumatoid arthritis.
25. The use of claim 19, wherein the disorder is a respiratory disease or a cardiovascular disease.
26. The compound of claim 20, wherein the disorder is multiple sclerosis.
27. The compound of claim 20, wherein the disorder is arthritis.
28. The compound of claim 20, wherein the disorder is rheumatoid arthritis.
29. The compound of claim 20, wherein the disorder is a respiratory disease or a cardiovascular disease.

INTERNATIONAL SEARCH REPORT

International application No.

PCT/US 15/17538

A. CLASSIFICATION OF SUBJECT MATTER

IPC(8) - A61K 31/401; A61P 37/00; A61K 31/416 (2015.01)

CPC - A61K 31/401; C07D 403/06; C07D 403/12

According to International Patent Classification (IPC) or to both national classification and IPC

B. FIELDS SEARCHED

Minimum documentation searched (classification system followed by classification symbols)

IPC(8): A61K 31/401; A61P 37/00; A61K 31/416 (2015.01)

CPC: A61K 31/401; C07D 403/06; C07D 403/12

Documentation searched other than minimum documentation to the extent that such documents are included in the fields searched
USPC: 514/422; 514/423; 514/428

Electronic data base consulted during the international search (name of data base and, where practicable, search terms used)

PatBase, Google Scholar, PubWEST, SureChem

pyrrolidine, carboxamide, N-acyl pyrrolidine, prolinamide, complement, pathway, disease, disorder, factor D, inhibitor, modulator

C. DOCUMENTS CONSIDERED TO BE RELEVANT

Category*	Citation of document, with indication, where appropriate, of the relevant passages	Relevant to claim No.
Y	WO 2012/093101 A1 (ALTMANN et al.) 12 July 2012 (12.07.2012) pg 3, para 3; pg 4, para 4 to pg 5, para 1; pg 7, para 1; pg 266, Example 2; pg 267, Example 5	1-29
Y	WO 2012/177782 A1 (KUMAR et al.) 27 December 2012 (27.12.2012) para [0007], [0014], pg 129, Compound 83	1-29
Y	US 2013/0296377 A1 (ADAMS et al.) 07 November 2013 (07.11.2013) Entire Document	1-29
Y	WO 2014/002052 A1 (FLOHR et al.) 03 January 2014 (03.01.2014) Entire Document	1-29

☐ Further documents are listed in the continuation of Box C.

* Special categories of cited documents:

"A" document defining the general state of the art which is not considered to be of particular relevance

"E" earlier application or patent but published on or after the international filing date

"L" document which may throw doubts on priority claim(s) or which is cited to establish the publication date of another citation or other special reason (as specified)

"O" document referring to an oral disclosure, use, exhibition or other means

"P" document published prior to the international filing date but later than the priority date claimed

"T" later document published after the international filing date or priority date and not in conflict with the application but cited to understand the principle or theory underlying the invention

"X" document of particular relevance; the claimed invention cannot be considered novel or cannot be considered to involve an inventive step when the document is taken alone

"Y" document of particular relevance; the claimed invention cannot be considered to involve an inventive step when the document is combined with one or more other such documents, such combination being obvious to a person skilled in the art

"&" document member of the same patent family

Date of the actual completion of the international search

12 April 2015 (12.04.2015)

Date of mailing of the international search report

14 MAY 2015

Name and mailing address of the ISA/US

Mail Stop PCT, Attn: ISA/US, Commissioner for Patents
P.O. Box 1450, Alexandria, Virginia 22313-1450

Facsimile No. 571-273-8300

Authorized officer:

Lee W. Young

PCT Helpdesk: 571-272-4300

PCT OSP: 571-272-7774