Dec. 14, 1954 H. G. SNEAD 2,696,666

SUCTION CLEANER FOR ELECTRIC HAIR CLIPPERS

Filed Oct. 23, 1953

Fig. 1

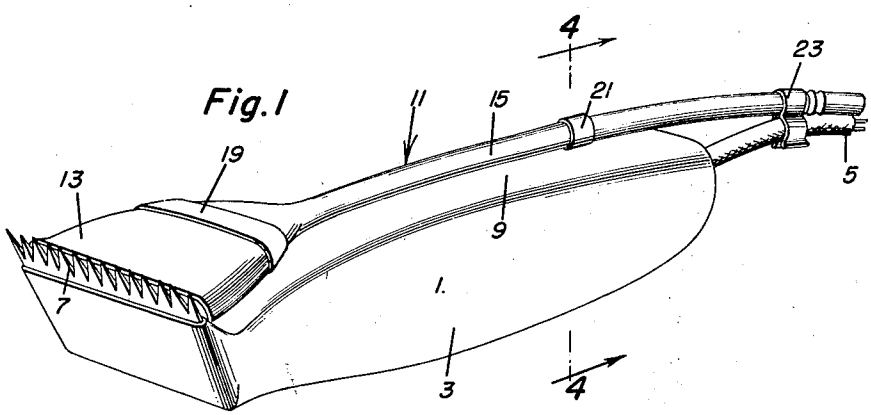

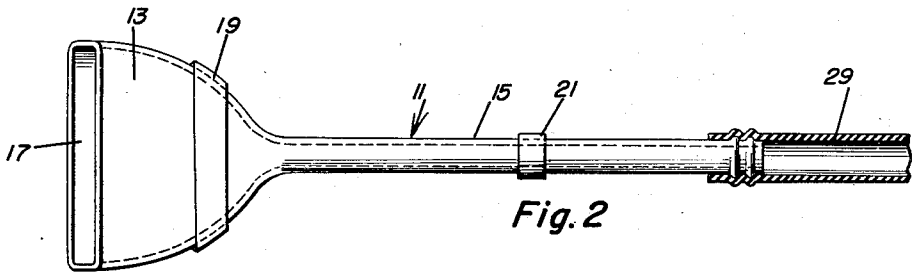

Fig. 2

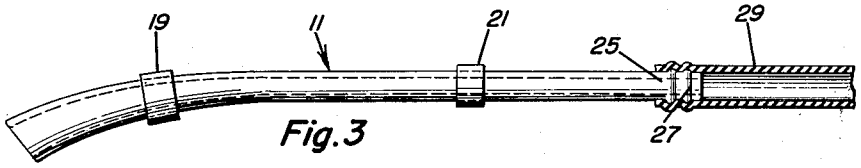

Fig. 3

Fig. 5

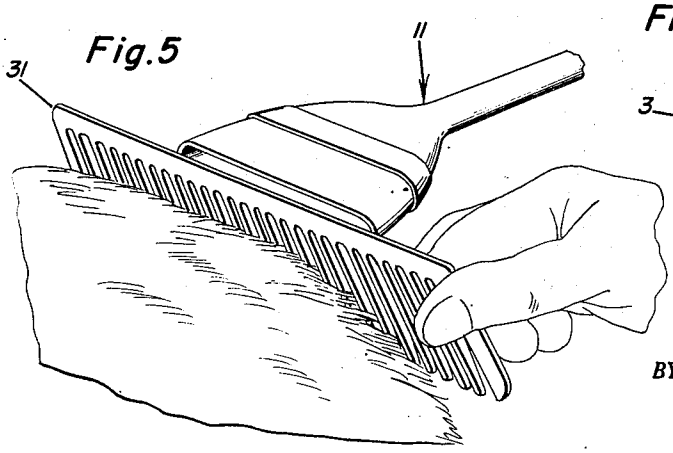

Fig. 4

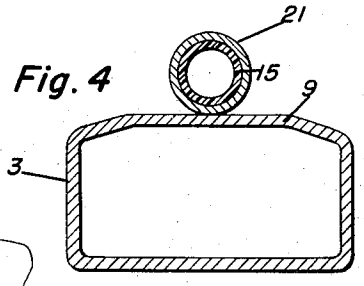

Herndon G. Snead
INVENTOR.

BY Clarence A. O'Brien and Harvey B. Jacobson
Attorneys

United States Patent Office 2,696,666 Patented Dec. 14, 1954

2,696,666

SUCTION CLEANER FOR ELECTRIC HAIR CLIPPERS

Herndon G. Snead, Kansas City, Mo.

Application October 23, 1953, Serial No. 387,897

3 Claims. (Cl. 30—133)

My invention relates to improvements in suction cleaners for the cutting blades of electric hair clippers of the type embodying a hollow handle housing the cutter blade drive.

The primary object of my invention is to provide an efficient suction nozzle for such clippers adapted to be connected to a remote suction source and for attachment to the handle of the clippers so that it will not project beyond the cutting edges of the cutting blades and interfere with clipping operations, together with means for quickly attaching the nozzle to and detaching the same from the handle.

Another object is to provide for attaching the nozzle to the handle by magnetic means to simplify the attaching operation.

Still another object is to provide a suction cleaner for such clippers, which is light in weight, durable and comparatively inexpensive to manufacture.

Other and subordinate objects, together with the precise nature of my improvements will become readily apparent when the succeeding description and claims are read with reference to the drawing accompanying and forming part of this specification.

In said drawing:

Figure 1 is a view in perspective illustrating my improved suction cleaner attached;

Figure 2 is a fragmentary view in plan, partly in section, of the suction nozzle and suction hose;

Figure 3 is a view in side elevation, partly in section of the same;

Figure 4 is an enlarged view in transverse section taken on the line 4—4 of Figure 1; and

Figure 5 is a view in perspective illustrating the manner in which the suction nozzle may be used to clean a comb.

Referring to the drawing by numerals, **1** designates the type of electric hair clipper with which my invention is especially concerned and which, as is conventional, embodies an elongated hollow handle **3** for housing the cutter blade drive, (not shown), an electric cable **5** extending from its rear end and a usual transverse cutter blade assembly **7** at its front end extending above the front wall **9** of said handle **3**. The handle **3**, in the practice of my invention, must be formed, as is usual, of metal permeable to magnetism.

The nozzle **11** of my invention is preferably formed of plastic and comprises a front suction head **13** flaring forwardly from a comparatively small tubular stem **15**. The head **13** is flat and of a thickness such that when it is imposed on the front wall **9** behind the cutter blade assembly **7**, it will not project above the assembly. The suction

head **13** is as wide at its mouth **17** as said assembly **7** and the nozzle **11** is longer than the handle **3** so that the stem **15** will extend rearwardly beyond said handle alongside the cable **5** when the cleaner is attached.

The nozzle **11** is attached to the front wall **9** of the handle **3** to extend longitudinally along said handle with its mouth **17** directly behind and slightly spaced from the cutter blade assembly **7**, and said head imposed flat on the front concave portion of the front wall **9**, and by means comprising a pair of front and rear permanent magnets **19**, **21** on the head **13** and stem **15** respectively. The front magnet **19** comprises a flat oval band surrounding and suitably fixed to the head **13** and the rear magnet **21** comprises a flat annular band surrounding and suitably fixed to an intermediate portion of the stem **15**.

A figure **8** resilient clip **23** of flat material is provided for attaching the stem **11** adjacent its rear end to the electric cable **5**.

The rear end **25** of the stem **15** is provided with annular beads **27** for frictionally attaching said stem to a flexible suction hose **29** adapted to be connected to a suitable suction source, (not shown).

As will be obvious, when the magnets **19**, **21** are engaged with the front wall **9**, the suction nozzle **11** will be securely attached to the handle **3** and may be easily detached, and the suction created in the nozzle will clean the blade assembly **7** of hair, dirt and the like, while the clippers are being used.

As shown in Figure 5, the suction nozzle **5** and suction hose **29** may be detached and said nozzle may be used to clean a comb **31** of loose hair and also to draw hair into the comb.

A particular feature of my improved nozzle, is that it is curved longitudinally at its front end to fit in the front end portion of the handle **3**.

The foregoing will, it is believed, suffice to impart a clear understanding of my invention without further explanation.

Manifestly, the invention is susceptible of modification, without departing from the inventive concept, and right is herein reserved to such modifications as formed within the scope of the invention as herein disclosed.

Having described my invention, what is claimed as new is:

1. A vacuum cleaning device for attachment to the handle of an electric hair clipper having cutter blades at the front end and an electric cable extending from its rear end, said device comprising a tubular stem having a forwardly flaring flat suction head on its front end, permanent magnets on said head and stem for attaching said nozzle in longitudinally extending position to said handle with said head behind said blades, a suction hose on the rear end of the stem for connection to a source of suction, and attaching means on said hose for securing the same to said cable.

2. A device according to claim 1, said magnets comprising flat bands surrounding said head and stem respectively.

3. A device according to claim 2, said head being oval in cross-section and the magnet surrounding said head being oval and fitting around said head.

No references cited.