

(19) World Intellectual Property Organization
International Bureau



(43) International Publication Date
3 May 2001 (03.05.2001)

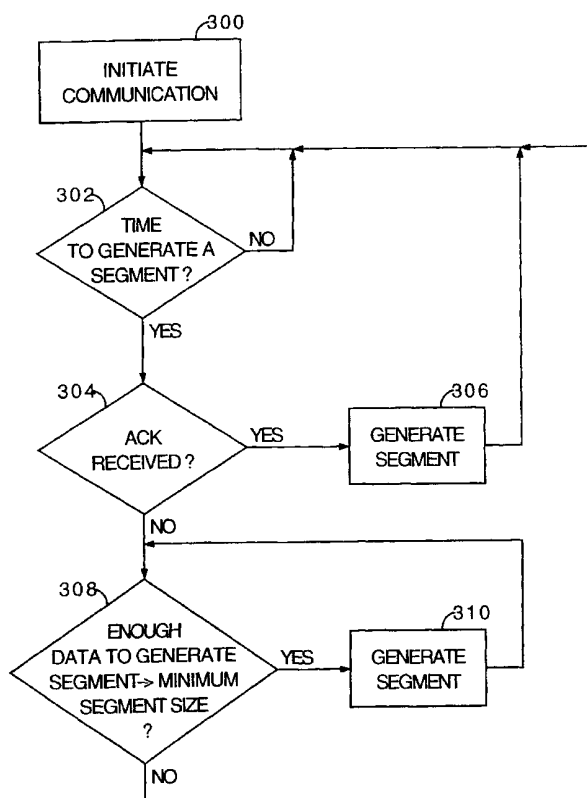
PCT

(10) International Publication Number
WO 01/31887 A1

- (51) International Patent Classification⁷: **H04L 29/06**, H04M 7/00
- (21) International Application Number: PCT/US00/29449
- (22) International Filing Date: 25 October 2000 (25.10.2000)
- (25) Filing Language: English
- (26) Publication Language: English
- (30) Priority Data:
09/429,406 26 October 1999 (26.10.1999) US
- (71) Applicant: **QUALCOMM INCORPORATED** [US/US];
5775 Morehouse Drive, San Diego, CA 92121-1714 (US).
- (72) Inventors: **BROWN, James, M.**; 2726 Ariane Drive #45,
San Diego, CA 92117 (US). **YAO, Yu-Dong**; 4923 Brad-
shaw Court, San Diego, CA 92130 (US).
- (74) Agents: **WADSWORTH, Philip, R.** et al.; Qualcomm In-
corporated, 5755 Morehouse Drive, San Diego, CA 92121-
1714 (US).
- (81) Designated States (*national*): AE, AG, AL, AM, AT, AU,
AZ, BA, BB, BG, BR, BY, BZ, CA, CH, CN, CR, CU, CZ,
DE, DK, DM, DZ, EE, ES, FI, GB, GD, GE, GH, GM, HR,
HU, ID, IL, IN, IS, JP, KE, KG, KP, KR, KZ, LC, LK, LR,
LS, LT, LU, LV, MA, MD, MG, MK, MN, MW, MX, MZ,
NO, NZ, PL, PT, RO, RU, SD, SE, SG, SI, SK, SL, TJ, TM,
TR, TT, TZ, UA, UG, UZ, VN, YU, ZA, ZW.
- (84) Designated States (*regional*): ARIPO patent (GH, GM,
KE, LS, MW, MZ, SD, SL, SZ, TZ, UG, ZW), Eurasian
patent (AM, AZ, BY, KG, KZ, MD, RU, TJ, TM), European
patent (AT, BE, CH, CY, DE, DK, ES, FI, FR, GB, GR, IE,
IT, LU, MC, NL, PT, SE), OAPI patent (BF, BJ, CF, CG,
CI, CM, GA, GN, GW, ML, MR, NE, SN, TD, TG).

[Continued on next page]

(54) Title: METHOD AND APPARATUS FOR EFFICIENT DATA TRANSMISSION CONTROL IN A WIRELESS VOICE-OVER-DATA COMMUNICATION SYSTEM



(57) Abstract: A method and apparatus for efficient data transmission in a wireless voice-over-data communication system. In a transmitter, data segments are transmitted in accordance with a predefined data protocol. The predefined data protocol is modified to define a first segment size and a second segment size. The first segment size represents a minimum segment size that can be transmitted. The second segment size represents a maximum segment size that can be transmitted. A segment is created and transmitted whenever a quantity of time-sensitive information available for transmission allows a segment to be constructed having a segment size between the minimum segment size and the maximum segment size. A segment of any size up to the maximum segment size is also created and transmitted whenever any time-sensitive information is available for transmission and an acknowledgement message is received by the transmitter.

WO 01/31887 A1

**Published:**

- With international search report.
- Before the expiration of the time limit for amending the claims and to be republished in the event of receipt of amendments.

For two-letter codes and other abbreviations, refer to the "Guidance Notes on Codes and Abbreviations" appearing at the beginning of each regular issue of the PCT Gazette.

METHOD AND APPARATUS FOR EFFICIENT DATA TRANSMISSION CONTROL IN A WIRELESS VOICE-OVER- DATA COMMUNICATION SYSTEM

5 BACKGROUND OF THE INVENTION

I. Field of the Invention

10 The present invention pertains generally to the field of wireless communications, and more specifically to providing an efficient method and apparatus for transmitting time-sensitive information in a wireless voice-over-data communication system.

15 II. Background

The field of wireless communications has many applications including cordless telephones, paging, wireless local loops, and satellite communication systems. A particularly important application is cellular telephone systems for mobile subscribers. (As used herein, the term
20 "cellular" systems encompasses both cellular and PCS frequencies.) Various over-the-air interfaces have been developed for such cellular telephone systems including frequency division multiple access (FDMA), time division multiple access (TDMA), and code division multiple access (CDMA). In connection therewith, various domestic and international standards have
25 been established including Advanced Mobile Phone Service (AMPS), Global System for Mobile (GSM), and Interim Standard 95 (IS-95). In particular, IS-95 and its derivatives, such as IS-95A, IS-95B (often referred to collectively as IS-95), ANSI J-STD-008, IS-99, IS-657, IS-707, and others, are promulgated by the Telecommunication Industry Association (TIA) and other well known
30 standards bodies.

Cellular telephone systems configured in accordance with the use of the IS-95 standard employ CDMA signal processing techniques to provide highly efficient and robust cellular telephone service. An exemplary cellular telephone system configured substantially in accordance with the use of the
35 IS-95 standard is described in U.S. Patent No. 5,103,459 entitled "System and Method for Generating Signal Waveforms in a CDMA Cellular Telephone System", which is assigned to the assignee of the present invention and incorporated herein by reference. The aforesaid patent illustrates transmit, or forward-link, signal processing in a CDMA base station. Exemplary

receive, or reverse-link, signal processing in a CDMA base station is described in U.S. Application Serial No. 08/987,172, filed December 9, 1997, entitled MULTICHANNEL DEMODULATOR, which is assigned to the assignee of the present invention and incorporated herein by reference. In
5 CDMA systems, over-the-air power control is a vital issue. An exemplary method of power control in a CDMA system is described in U.S. Patent No. 5,056,109 entitled "Method and Apparatus for Controlling Transmission Power in A CDMA Cellular Mobile Telephone System" which is assigned to the assignee of the present invention and incorporated herein by reference.

10 Under Interim Standards IS-99 and IS-657 (referred to hereinafter collectively as IS-707), an IS-95-compliant communications system can provide both voice and data communications services. Data communications services allow digital data to be exchanged between a transmitter and one or more receivers over a wireless interface. Examples of
15 the type of digital data typically transmitted using the IS-707 standard include computer files and electronic mail. More recently, data protocols, such as those specified by IS-707, have been used to transmit time-sensitive information, such as audio or video information. Transmitting time-sensitive information using data protocols is advantageous in such
20 applications as encryption and distributing the audio information to a number of computers via a large computer network, such as the Internet.

In accordance with the IS-707 standard, which includes IS-707.4 for asynchronous data services and IS-707.5 for packet data services, the data exchanged between a transmitter and a receiver is processed in discrete
25 packets, otherwise known as data packets or data frames, or simply frames. To increase the likelihood that a frame will be successfully transmitted during a data transmission, IS-707 employs a radio link protocol (RLP) to track the frames transmitted successfully and to perform frame retransmission when a frame is not transmitted successfully. In addition to
30 RLP, higher layer data protocols are also used to ensure that frames are successfully received. For example, the well known TCP protocol is used in an asynchronous data service environment, (as explained in IS-707.4) and the UDP protocol is used in a packet data service environment (as explained in IS-707.5) in addition to the RLP protocol.

35 One of the primary problems of transmitting time-sensitive information using data protocols is the delay, or latency, caused by the non-continuous nature of data communications. Delays of more than a few hundred milliseconds can result in disruptions in the time-sensitive

information being transmitted. When transmitting data, such as computer files, time delays are easily tolerated due to the non real-time nature of data. However, time-sensitive information needs to be received continuously in order to be faithfully recreated.

5 At a transmitter, the TCP and UDP protocols mentioned above rely on filling a TCP or UDP segment with a selected number of bits, often referred to as a minimum segment size, then transmitting the segment. If a large amount of data is available for transmission in a voice-over-data system, a delay may be introduced in converting the available time-sensitive
10 information into numerous TCP or UDP segments. On the other hand, if a small amount of time-sensitive information is available to be transmitted, a TCP or UDP segment will not be immediately generated unless the amount of available time-sensitive information is enough to fill the segment. This also introduces a time delay into the transmission process.

15 If the TCP or UDP minimum segment size is chosen to be relatively large, latency will increase due to the fact that a segment will only be transmitted if the minimum segment size is met. On the other hand, if the minimum segment size is chosen to be relatively small, a significant drain on processing resources will occur in the transmitter to process the
20 numerous segments needed for transmission of even a small amount of information.

What is needed is a method and apparatus for optimizing the segment size so that time-sensitive information is transmitted smoothly, without a change to existing data protocols.

25

SUMMARY OF THE INVENTION

The present invention is a method and apparatus for efficient data transmission in a wireless voice-over-data communication system, thereby
30 reducing latency associated with such a communication system. Specifically, this is achieved by defining a minimum segment size and a maximum segment size, thereby allowing both larger and smaller segments to be transmitted as data becomes available for transmission.

35 In the exemplary embodiment, TCP segments are used for transmitting time-sensitive information, generally audio information, using an asynchronous data format in accordance with IS-707.4 and UDP segments are used for transmitting audio information using a packet data format in accordance with IS-707.5. In a first embodiment of the present

invention, a first segment size and a second segment size are chosen. The first segment size represents a minimum segment size that can be transmitted. The second segment size represents a maximum segment size that can be transmitted. A segment is generated and transmitted whenever a quantity of time-sensitive information available for transmission allows a segment to be constructed having a segment size between the minimum segment size and the maximum segment size. A segment of any size up to the maximum segment size is also created and transmitted whenever any time-sensitive information is available for transmission and an acknowledgement message is received by the transmitter.

In a second embodiment of the present invention, segments are created and transmitted at predetermined time intervals, generally with respect to a number of vocoder frames available for transmission. This embodiment is inopposite to prior art data protocols in that segments are transmitted at regular time intervals, rather than being dependent upon filling the segment with a minimum number of bytes before a transmission can take place.

In a third embodiment, in a transmitter that uses a variable rate vocoder, bits are added to low-rate vocoder frames in order to decrease the ratio of maximum vocoder frame size to minimum vocoder frame size. Testing has shown that as this ratio is decreased, certain audio distortions are reduced or eliminated, such as syllable dropouts at the start of sentences.

BRIEF DESCRIPTION OF THE DRAWINGS

FIG. 1 illustrates a first embodiment of the present invention as used within a transmitter used in a voice-over-data communication system;

FIG. 2 illustrates how variable-rate vocoder frames are converted into TCP segments by a TCP processor used in the transmitter of FIG. 1; and

FIG. 3 is a flow diagram detailing the method of the first embodiment of the present invention.

DETAILED DESCRIPTION OF THE PREFERRED EMBODIMENTS

The embodiments described herein are described with respect to a wireless communication system operating in accordance with the use of CDMA signal processing techniques of the IS-95 and IS-707 Interim

Standards. While the present invention is especially suited for use within such a communications system, it should be understood that the present invention may be employed in various other types of communications systems that transmit information in discreet packets, otherwise known as segments, data packets, data frames, or simply frames, including both
5 wireless and wireline communication systems, computer networks, and satellite-based communication systems. Additionally, throughout the description, various well-known systems are set forth in block form. This is done for the purpose of clarity.

10 Various wireless communication systems in use today employ fixed base stations that communicate with mobile units using an over-the-air interface or wireless communication channel. Such wireless communication systems include AMPS (analog), IS-54 (North American TDMA), GSM (Global System for Mobile communications TDMA), and IS-95
15 (CDMA). In a preferred embodiment, the present invention is implemented in a CDMA system.

FIG. 1 illustrates a block diagram of a transmitter 100, used in a voice-over-data communication system. A voice-over-data communication system, as described herein, refers to any communication system where
20 time-sensitive information is transmitted in data segments, segments, data packets or frames using data protocols. Examples of time-sensitive information includes audio information, such as human speech, or video information, such as television signals or movies. The term "voice-over-data" generally refers to a communication system which transmits human
25 speech, or voice, using predefined data protocols, such as the well-known TCP or UDP data protocols.

Transmitter 100 is shown configured for use in an exemplary embodiment of the present invention. Such a transmitter 100 may be located in a base station or in a mobile telephone as used in a wireless
30 communication system. It should be understood that FIG. 1 is a simplified block diagram of a complete transmitter and that other functional blocks have been omitted for clarity. Transmitter 100 as shown in FIG. 1 is not intended to be limited to any one particular type of transmission modulation, protocol, or standard. In addition, the functions of each block
35 may reside in single or multiple processors executing preprogrammed instruction sets, may reside in one or more ASICs, or may reside in discreet processing elements, all of which are well known in the art.

As shown in FIG. 1, time-sensitive information, generally in analog format, is provided to analog-to-digital (A/D) converter 102. A/D 102 uses well-known techniques to transform the time-sensitive information into a digitized signal. A/D 102 may perform low-pass filtering, sampling, quantizing, and binary encoding on the time-sensitive information to produce the digitized signal, as is well known in the art.

The digitized signal is then provided to vocoder 104. Vocoder 104 is a well-known device for compressing the digitized voice signal to minimize the bandwidth required for transmission. Vocoder 104 generates consecutive vocoder frames, otherwise known as data frames, generally at regular time intervals, such as every 20 milliseconds in the exemplary embodiment, although other time intervals could be used in the alternative. The length of each data frame is therefore 20 milliseconds.

One way that many vocoders maximize signal compression is by detecting periods of silence in a voice signal. For example, pauses in human speech between sentences, words, and even syllables present an opportunity for many vocoders to compress the bandwidth of the voice signal by producing a data frame having little or no information contained therein.

Vocoders may be further enhanced by encoding data frames at variable data rates. An example of such a variable rate vocoder is found in United States patent number 5,414,796 (the '796 patent) entitled "VARIABLE RATE VOCODER", assigned to the assignee of the present invention and incorporated by reference herein. When little or no information is available for transmission, variable rate vocoders produce data frames at reduced data rates, thus increasing the transmission capacity of the wireless communication system. In the variable rate vocoder described by the '796 patent, data frames comprise data at either full, one half, one quarter, or one eighth the data rate of the highest vocoder encoding rate.

Data frames generated by vocoder 104 are stored in a queue 106, or sequential memory, to be later digitally modulated and then upconverted for wireless transmission. Queue 106 is a memory for storing sequential vocoder frames from vocoder 104, then providing the vocoder frames to TCP processor 108 on a first in, first out basis. In the present invention, vocoder frames are encoded into data packets by TCP processor 108 prior to transmission, because data packets can be easily manipulated for such applications as voice encryption using, for example, public-key encryption techniques. Data packets can also be readily transmitted between a large interconnection of computer networks, such as the Internet.

Vocoder frames stored in queue **106** are provided to TCP processor **108**, where they are transformed into data packets, otherwise known as data segments, TCP segments, or simply segments, suitable for the particular type of data protocol used in a computer network such as the Internet. For example, in the exemplary embodiment, the frames from queue **106** are formatted into TCP segments. TCP is a well-known data protocol used to transmit data over large public computer networks, such as the Internet. Other well-known data protocols may be used in the alternative, such as the UDP data protocol. TCP processor **108** may be a hardware device, either discreet or integrated, or it may comprise a microprocessor running a software program specifically designed to transform vocoder frames into data segments suitable for the particular data protocol at hand.

FIG. 2 illustrates how variable-rate vocoder frames stored in queue **106** are converted into TCP segments by TCP processor **108**. Data stream **200** represents the contents of queue **106**, shown as a series of sequential vocoder frames, each vocoder frame having a frame length of 20 milliseconds. It should be understood that other vocoders could generate vocoder frames having frame lengths of a greater or smaller duration.

As shown in FIG. 2, each vocoder frame contains a number of information bits depending on the data rate for the particular frame. In the present example of FIG. 2, vocoder frames contain data bits equal to 192 for a full rate frame, 96 bits for a half rate frame, 48 bits for a quarter rate frame, and 24 bits for an eighth rate frame. As explained above, frames having high data rates represent periods of voice activity, while frame having lower data rates are representative of periods of less voice activity or silence.

TCP processor **108** fills a TCP frame sequentially with bits contained in each vocoder frame from queue **106**. For example, in FIG. 2, the 192 bits contained within vocoder frame **202** are first placed within TCP segment **218**, then the 96 bits from vocoder frame **204**, and so on until 536 bits have been placed within TCP segment **218**. Note that vocoder frame **212** is split between TCP segment **218** and TCP segment **220** as needed to fill TCP segment **218** with 536 bits.

It should be understood that TCP segments are not generated by TCP processor **108** on a continuous basis, due to the nature of the variable rate vocoder frames and due to the processing capabilities of processor **110**. In the first case, if no information is available for transmission in queue **106**, a long series of low-rate vocoder frames will be produced by vocoder **104**. Therefore, many low-rate vocoder frames will be needed to fill the 536 bits

needed for a TCP segment, and, thus, a TCP segment will be produced more slowly. Conversely, if high voice activity is present, a series of high-rate vocoder frames will be produced by vocoder 104. Therefore, relatively few vocoder frames will be needed to fill the 536 bits necessary for a TCP segment, thus, a TCP segment will be generated more quickly.

In the second case, the process of generating TCP segments is one of several concurrent processes occurring within transmitter 100. Generally, processor 110 coordinates the various activities occurring within transmitter 100 on a sequential basis. That is, each process occurring within transmitter 100 is performed in a predefined sequence, allowing for emergency processes, called interrupts, to take place. As a result, TCP segments are generated only when processor 110 has performed the sequential list of other processes required to be performed. Therefore, TCP segments are generated by TCP processor only at discreet time intervals when directed to do so by processor 110.

TCP segments are characterized by having a duration measured by the number of bits contained within each segment. As shown in FIG. 2, a typical TCP segment length can be 536 bits, although other TCP segments may have a greater or smaller number of bits. The length of a TCP segment is generally negotiated between a transmitter and a receiver prior to the start of communications. Such negotiations are well-known in the art. For example, IS-707.4 and Internet Engineering Task Force RFC 793 describe details on how a TCP segment size is negotiated. In prior art communication systems, the segment length is chosen based on the need to efficiently transmit data frames from transmitter to receiver.

In the present invention, two segment sizes are defined. A first segment size represents a minimum segment size that can be transmitted. A second segment size represents a maximum segment size that can be transmitted. The second segment size is equivalent to the prior art segment size, and is negotiated between a transmitter and a receiver prior to the start of communications. The first segment size is predefined and stored in a memory 112 within transmitter 100.

A TCP segment is created and transmitted whenever a quantity of time-sensitive information available in queue 106 allows a segment to be constructed having a segment size between the minimum segment size and the maximum segment size. A segment of any size up to the maximum segment size is also created and transmitted whenever any time-sensitive

information is available for transmission and an acknowledgement message is received by transmitter 100. This is explained in more detail, below.

As noted previously, TCP segments are generally not produced on a continuous basis. The segment generation process occurs as one of many parallel processes ongoing within transmitter 100. Generally, transmitter 100 comprises processor 110, which coordinates the various activities occurring within transmitter 100. As a result, segment generation occurs only when processor 110 has performed other functions having a higher priority than the segment generation process, or when the segment generation process occurs sequentially in the list of functions required to be performed by processor 110.

When processor 110 determines that the segment generation process is to be performed, it instructs TCP processor to determine the whether enough data is available in the vocoder frames stored within queue 106 to create a TCP segment having a segment size greater than or equal to the minimum segment size, as previously determined and stored within memory 112. If so, a TCP segment is created, having a minimum number of bits equal to the minimum segment size and having a maximum size equal to the maximum segment size as negotiated between transmitter 100 and a receiver. If excess data remains to be transmitted in queue 106 above the maximum segment size, a second TCP segment is created if a segment having at least the minimum segment size can be created from the excess data. If so, a second TCP segment is created. If not, the excess data remains stored in queue 106 until processor 110 instructs TCP processor to once again determine the amount of data stored in queue 106. Additional vocoder frames are likely to be created and stored within queue 106 during the time that processor 110 performs other necessary functions within transmitter 100.

The present invention minimizes the problems of latency caused by discontinuous transmission of data awaiting to be transmitted in queue 106. In prior art systems, data was not transmitted until the predetermined queue size was met. A relatively large amount of time could transpire before enough data filled queue 106 with enough data to satisfy the predetermined minimum segment size. Therefore, relatively large delays could be introduced into the transmission of time-sensitive data. The present invention minimizes this latency by using a two size segment approach. The minimum segment size allows TCP segments to be generated more quickly, thus at a more regular rate. Vocoder frames awaiting transmission

in queue 106 are transmitted more quickly due to the smaller amount of data needed to create a segment. A second advantage of the two segment size approach is that larger segments can be transmitted when a large amount of data is generated and stored in queue 106. In this case, segments
5 are created having a segment size equal to the maximum segment size. This allows more efficient processing and reduces the overhead associated with generating many TCP segments.

In addition to generating and transmitting segments as described above, a segment may be generated whenever an acknowledgment message
10 is received by transmitter 100. Acknowledgment messages are used in some data protocols, such as TCP, to notify a transmitter when a segment or batch of segments have been received without error. In such systems, a timer located within a transmitter is started whenever a segment or batch of segments are transmitted. When a segment or batch of segments are
15 received without error at a receiver, an acknowledgment message is generated by the receiver and sent to the transmitter to inform the transmitter that the segment or batch of segments was properly received. If an acknowledgment message is not received by the transmitter within a predetermined amount of time, the segment or batch of segments are re-
20 transmitted.

When an acknowledgment message is received by a transmitter, it indicates that the transmission channel quality between the transmitter and a receiver is good and that the chance for errors in transmission is low. In the present invention, when an acknowledgment message is received by
25 transmitter 100, processor 110 instructs TCP processor to generate a TCP segment, no matter how much data is stored in queue 106. Therefore, TCP segments can be created having a segment size less than the minimum segment size, up to a maximum size of the maximum segment size.

In a second embodiment of the present invention, TCP segments are
30 created and transmitted at predetermined time intervals, generally with respect to a number of vocoder frames available for transmission. This embodiment is inopposite to prior art data protocols in that segments are transmitted at regular time intervals, rather than being dependent upon filling the segment with a minimum number of bytes before a transmission
35 can take place.

As described above, processor 110 performs several processes within transmitter 100 on a sequential basis. At a predetermined point during the sequence, processor 110 instructs TCP processor to create one or more TCP

segments, if enough data exists in queue 106. In this embodiment, if a predetermined number of vocoder frames have been stored within queue 106, a TCP segment is generated by TCP processor 108. In the exemplary embodiment, the predetermined number of vocoder frames is 10 frames.

5 This embodiment eliminates the transmission delays associated with waiting for a predetermined number of bits to be available in queue 106 prior to generating a TCP segment. Therefore, TCP segments are generated on a more-regular basis, thereby reducing latency and other problems associated with irregular data transmissions of the prior art.

10 In a third embodiment of the present invention, in a transmitter that uses a variable rate vocoder, bits are added to low-rate vocoder frames in order to decrease the ratio of maximum vocoder frame size to minimum vocoder frame size. Testing has shown that as this ratio is decreased, certain audio distortions are reduced or eliminated, such as syllable dropouts at the
15 start of sentences.

In the third embodiment, as vocoder frames are generated by vocoder 104, processor 110 adds random bits to any vocoder frame that does not contain a predetermined number of bits, i.e., low-rate encoded vocoder frames. Bits are added until the number of bits contained within the
20 vocoder frame is equal to the predetermined number of bits. Adding bits to low-rate encoded vocoder frames allows more uniformity in the average number of bits in each vocoder frame stored in queue 106, and thus, the rate at which TCP segments are generated.

FIG. 3 is a flow diagram detailing the method of the first embodiment
25 of the present invention. In step 300, communications are initiated between a transmitter and a receiver. As part of the initialization process, a data protocol is negotiated between the transmitter and the receiver, such as TCP or UDP. In some protocols, such as TCP, a maximum segment size is negotiated between the transmitter and the receiver as well. The
30 negotiation process is well-known in the art. The maximum segment size defines the largest segment size that will be transmitted to the receiver. In many data protocols, segments having a smaller segment size are permitted to be transmitted as well. In addition to a maximum segment size, a minimum segment size is predefined and stored within a memory at the
35 transmitter as well. The minimum segment size is generally not negotiated between the transmitter and the receiver.

Once communications have been initialized, time-sensitive information, such as human speech, is transmitted between the transmitter

and the receiver. In step 302, TCP processor 108 awaits instructions from processor 110 for TCP processor 108 to determine whether enough data exists within queue 106 in order to generate a segment. When processor 110 instructs TCP processor to generate a segment, processing continues to step
5 304.

In step 304, TCP processor 108 determines if an acknowledgment message has been received within a predetermined time period. The receipt of an acknowledgment message from the receiver is an indication that the communication channel quality is acceptable, and that there is a high
10 likelihood that further transmissions will be received successfully. Not all data protocols use an acknowledgement based system. For example, the UDP protocol does not use acknowledgement messages to alert a transmitter that the communication channel quality is good. In these kinds of protocols, step 304 is bypassed.

15 If an acknowledgment message has been received within the predetermined time period, a segment is generated from any data available in queue 106, as shown in step 306. The resulting segment may have a segment size smaller than the minimum segment size or larger than the minimum segment size, up to the maximum segment size. If more data is
20 available in queue 106 after generating a maximum size segment, that data is sent in a second segment, and if necessary, subsequent segments. Processing then reverts back to step 302, where TCP processor 108 awaits the next instruction from processor 110 to check queue 106 again.

If an acknowledgment message has not been received within the
25 predetermined time period, or if an acknowledgment based data protocol is not used, processing continues to step 308. In step 308, TCP processor 108 checks queue 106 to determine if enough data is stored within queue 106 to generate a segment having a segment size equal to or greater than the minimum segment size. If so, step 310 is performed, in which TCP
30 processor generates a segment having a segment size between the minimum segment size and the maximum segment size. If more data is available in queue 106 after generating a maximum size segment, that data is sent in a second segment, and if necessary, subsequent segments. Processing then reverts back to step 302, where TCP processor 108 awaits the next instruction
35 from processor 110 to check queue 106 again.

If the data stored within queue 106 is not sufficient to generate a segment having a segment size greater than or equal to the minimum segment size, TCP processor 108 does not generate a segment, and processing

continues to back to step 302, where TCP processor awaits the next instruction from processor 110 to check queue 106 again.

5 The preferred embodiments of the present invention have thus been shown and described. It would be apparent to one of ordinary skill in the art, however, that numerous alterations may be made to the embodiments herein disclosed without departing from the spirit or scope of the invention. Therefore, the present invention is not to be limited except in accordance with the following claims.

10 **WE CLAIM:**

CLAIMS

1. A method for transmitting time-sensitive information over a
2 wireless voice-over-data communication system, used in conjunction with a
predefined data protocol, comprising the steps of:
4 defining a minimum segment size for information to be transmitted;
defining a maximum segment size for information to be transmitted,
6 said second segment size greater than said first segment size;
generating a first segment from said time-sensitive information if a
8 sufficient quantity of said time-sensitive information is available for
transmission, said first segment having a segment size between said
10 minimum segment size and said maximum segment size; and
generating a second segment having a segment size less than or equal
12 to said maximum segment size upon the occurrence of a predefined event.

2. The method of claim 1 wherein said predefined event
2 comprises the receipt of an acknowledgment message.

3. The method of claim 1 wherein said maximum segment size is
2 negotiated between a transmitter and a receiver.

4. An apparatus for transmitting time-sensitive information over
2 a wireless voice-over-data communication system, used in conjunction with
a predefined data protocol, comprising:
4 means for negotiating a maximum segment size with a receiver;
a memory for storing a minimum segment size;
6 a queue for storing data frames, said data frames representing time-
sensitive information; and
8 a first processor for generating at least one segment from said data
frames stored within said queue when a segment size greater than or equal
10 to said minimum segment size can be generated from said data frames.

5. The apparatus of claim 4, further comprising a vocoder for
2 generating data frames from said time-sensitive information.

6. A method for transmitting time-sensitive information over a
2 wireless voice-over-data communication system, used in conjunction with a
predefined data protocol, comprising the steps of:
4 storing time-sensitive data in a queue, said time-sensitive data
comprising data frames;
6 generating at least one segment from said time-sensitive data, said at
least one segment comprising a predetermined number of data frames.

7. The method of claim 6 further comprising the step of
2 generating said data frames from said time-sensitive information using a
vocoder.

8. An apparatus for transmitting time-sensitive information over
2 a wireless voice-over-data communication system, used in conjunction with
a predefined data protocol, comprising:
4 a queue for storing data frames, said data frames representing time-
sensitive information; and
6 a processor for generating at least one segment from said data frames
when a predetermined number of said data frames are available in said
8 queue.

9. The apparatus of claim 8 further comprising a vocoder for
2 receiving said time-sensitive information and for generating said data
frames.

10. A method for transmitting time-sensitive information over a
2 wireless voice-over-data communication system, used in conjunction with a
predefined data protocol, comprising the steps of:
4 storing vocoder frames in a queue, said vocoder frames representing
time-sensitive information;
6 determining the number of bits contained within each of said vocoder
frames;
8 adding bits to any of said vocoder frames which does not contain at
least a predetermined number of bits.

11. Apparatus for transmitting time-sensitive information over a
2 wireless voice-over-data communication system, used in conjunction with a
predefined data protocol, comprising:

- 4 a queue for storing vocoder frames, said data frames representing time-sensitive information; and
- 6 a processor for adding random bits to any of said data frames which does not contain at least a predetermined number of bits.

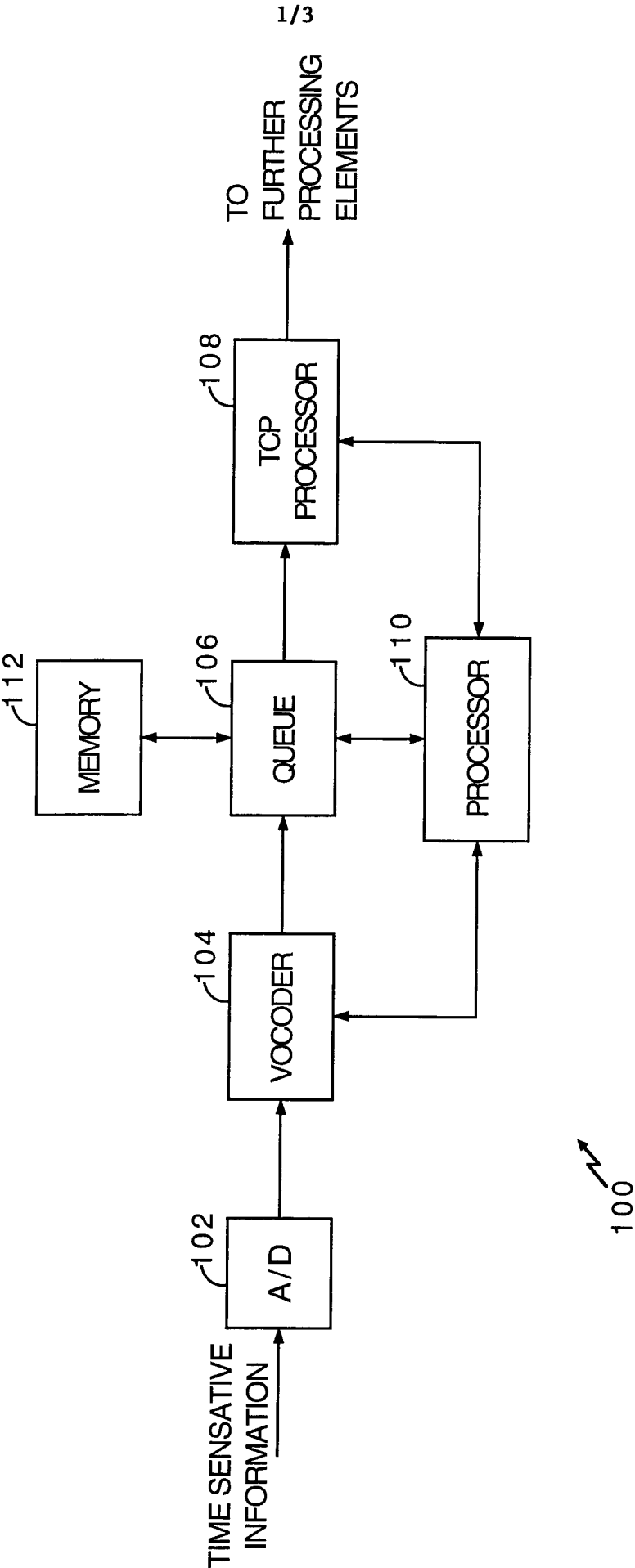


FIG. 1

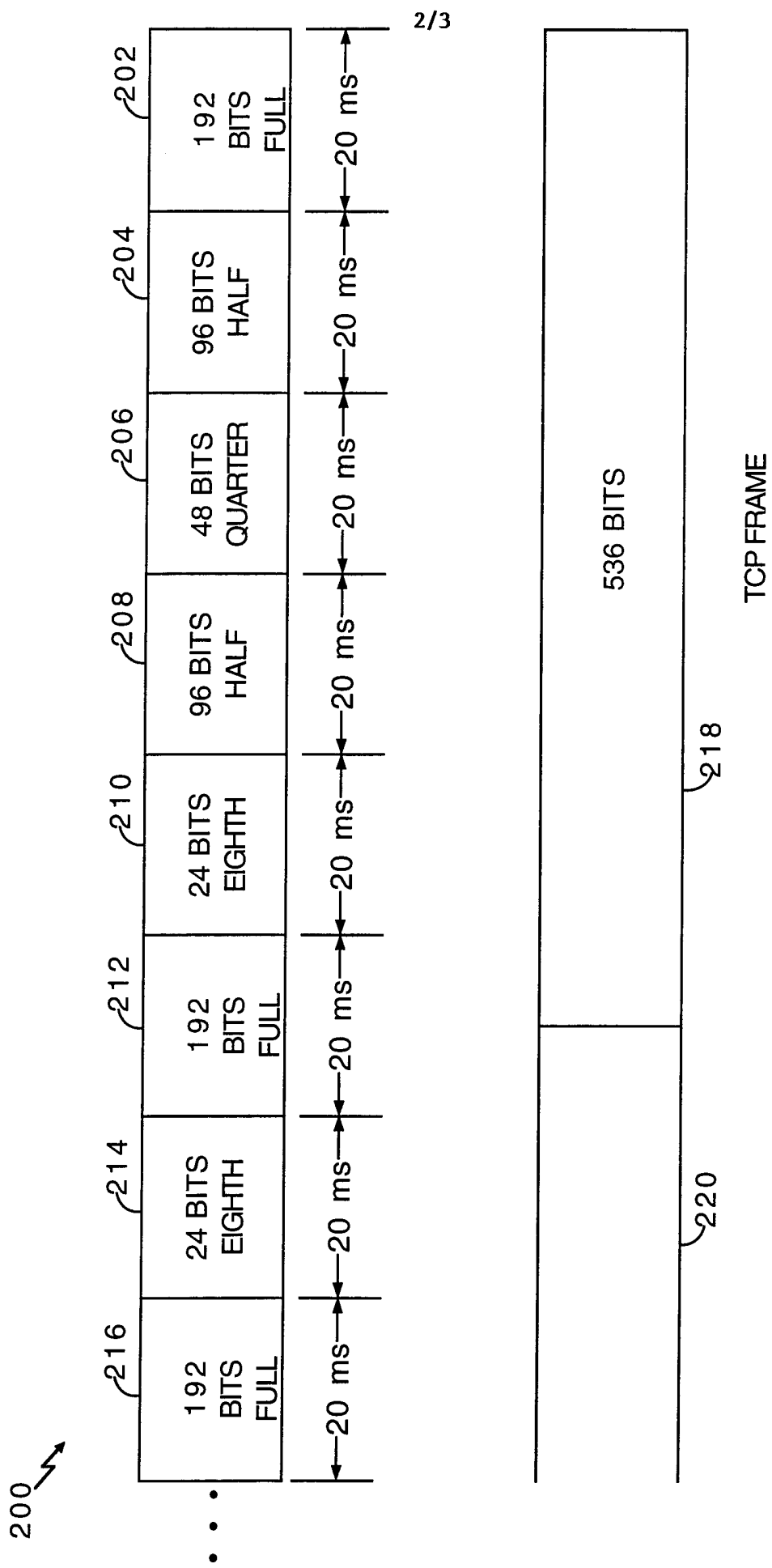


FIG. 2

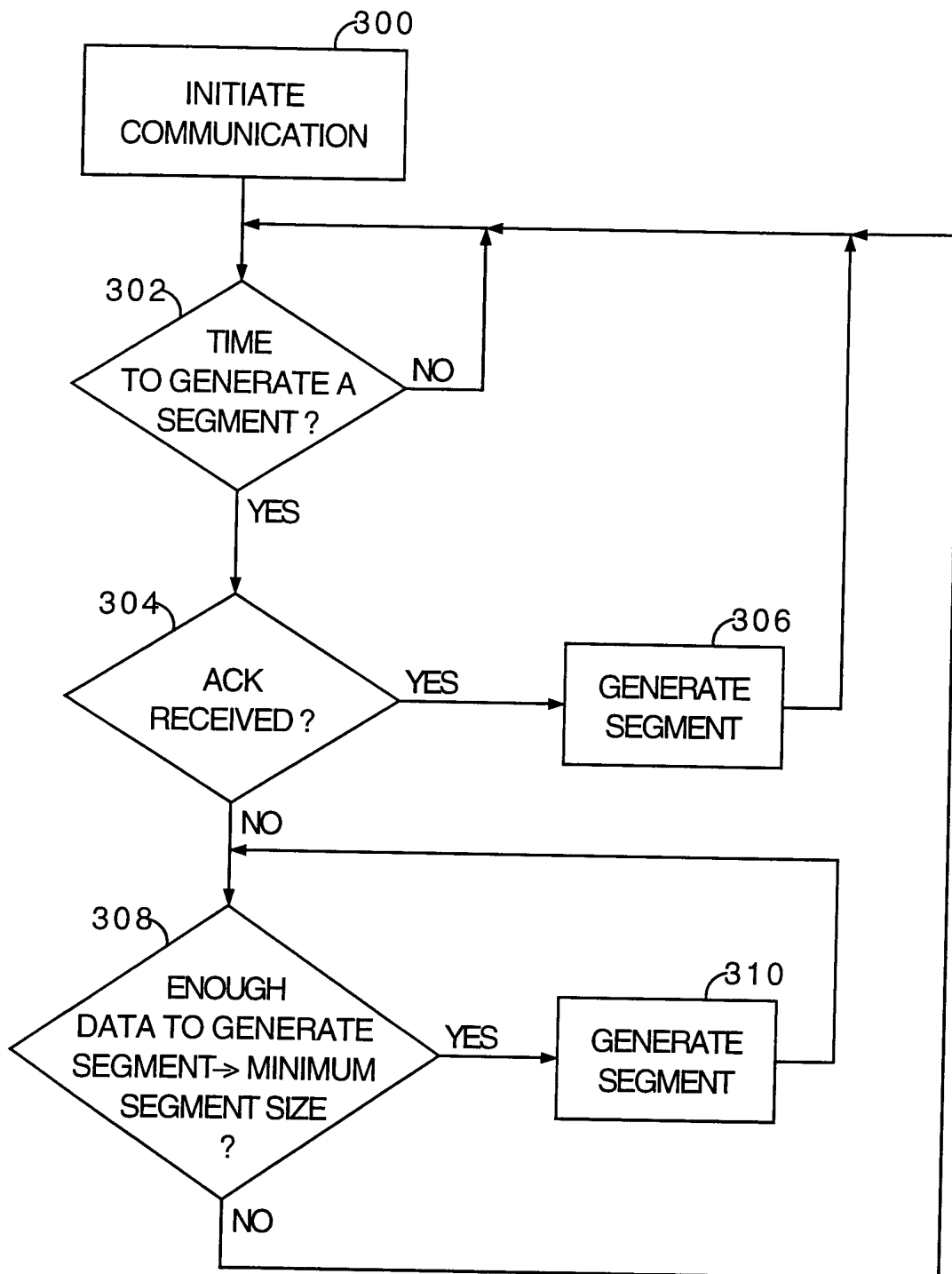


FIG. 3

INTERNATIONAL SEARCH REPORT

Int. Application No

PCT/US 00/29449

A. CLASSIFICATION OF SUBJECT MATTER
IPC 7 H04L29/06 H04M7/00

According to International Patent Classification (IPC) or to both national classification and IPC

B. FIELDS SEARCHED

Minimum documentation searched (classification system followed by classification symbols)

IPC 7 H04L

Documentation searched other than minimum documentation to the extent that such documents are included in the fields searched

Electronic data base consulted during the international search (name of data base and, where practical, search terms used)

EPO-Internal

C. DOCUMENTS CONSIDERED TO BE RELEVANT

Category *	Citation of document, with indication, where appropriate, of the relevant passages	Relevant to claim No.
A	US 5 953 322 A (KIMBALL ROBERT H) 14 September 1999 (1999-09-14) column 3, line 29 -column 9, line 34 ----	1,4,6,8, 10,11
A	US 5 414 796 A (JACOBS ET AL) 9 May 1995 (1995-05-09) cited in the application column 2, line 57 -column 4, line 32 ----	1,4,6,8, 10,11
A	WO 99 33230 A (NOKIA TELECOMMUNICATIONS OY ;HIPPELAEINEN LEO (FI)) 1 July 1999 (1999-07-01) page 1, line 30 -page 5, line 18 page 9, line 26 -page 10, line 16 ----	1,4,6,8, 10,11
A	WO 99 25088 A (QUALCOMM INC) 20 May 1999 (1999-05-20) page 5, line 7 -page 7, line 18 -----	1,4,6,8, 10,11

☐ Further documents are listed in the continuation of box C.

☒ Patent family members are listed in annex.

* Special categories of cited documents :

A document defining the general state of the art which is not considered to be of particular relevance

E earlier document but published on or after the international filing date

L document which may throw doubts on priority claim(s) or which is cited to establish the publication date of another citation or other special reason (as specified)

O document referring to an oral disclosure, use, exhibition or other means

P document published prior to the international filing date but later than the priority date claimed

T later document published after the international filing date or priority date and not in conflict with the application but cited to understand the principle or theory underlying the invention

X document of particular relevance; the claimed invention cannot be considered novel or cannot be considered to involve an inventive step when the document is taken alone

Y document of particular relevance; the claimed invention cannot be considered to involve an inventive step when the document is combined with one or more other such documents, such combination being obvious to a person skilled in the art.

Z document member of the same patent family

Date of the actual completion of the international search

20 March 2001

Date of mailing of the international search report

27/03/2001

Name and mailing address of the ISA

European Patent Office, P.B. 5818 Patentlaan 2
NL - 2280 HV Rijswijk
Tel. (+31-70) 340-2040, Tx. 31 651 epo nl,
Fax: (+31-70) 340-3016

Authorized officer

Behringer, L.V.

INTERNATIONAL SEARCH REPORT

Information on patent family members

International Application No

PCT/US 00/29449

Patent document cited in search report	Publication date	Patent family member(s)	Publication date
US 5953322 A	14-09-1999	NONE	
US 5414796 A	09-05-1995	US 5657420 A	12-08-1997
		US 5778338 A	07-07-1998
		AU 711484 B	14-10-1999
		AU 1482597 A	15-05-1997
		AU 671952 B	19-09-1996
		AU 2186592 A	12-01-1993
		AU 693374 B	25-06-1998
		AU 6089396 A	03-10-1996
		BR 9206143 A	03-01-1995
		CN 1071036 A	14-04-1993
		CN 1159639 A	17-09-1997
		CN 1167309 A	10-12-1997
		EP 0588932 A	30-03-1994
		FI 935597 A	13-12-1993
		HU 70719 A, B	30-10-1995
		IL 102146 A	31-03-1996
		IL 113986 A	14-11-1996
		IL 113987 A	14-11-1996
		IL 113988 A	14-11-1996
		JP 6511320 T	15-12-1994
		MX 9202808 A	01-12-1992
		NO 934544 A	10-12-1993
		RU 2107951 C	27-03-1998
		SG 70558 A	22-02-2000
		WO 9222891 A	23-12-1992
		ZA 9204082 A	26-02-1993
WO 9933230 A	01-07-1999	FI 974580 A	20-06-1999
		AU 1674699 A	12-07-1999
		EP 0968594 A	05-01-2000
WO 9925088 A	20-05-1999	US 6064678 A	16-05-2000
		AU 1519899 A	31-05-1999
		EP 1029403 A	23-08-2000