US00D696115S

(12) United States Design Patent

Smith

(10) Patent No.: US D696,115 S
(45) Date of Patent: ** Dec. 24, 2013

(54) **BOTTLE**

(75) Inventor: **Roger P. Smith**, Perrysburg, OH (US)

(73) Assignee: **Owens-Brockway Glass Container Inc.**, Perrysburg, OH (US)

(**) Term: **14 Years**

(21) Appl. No.: **29/404,900**

(22) Filed: **Oct. 26, 2011**

(51) **LOC (9) Cl.** **09-01**

(52) **U.S. Cl.**
USPC **D9/500**; D9/516; D9/551

(58) **Field of Classification Search**
USPC D9/500, 502–505, 516, 544–546, 549, D9/558, 682, 690–691, 551–552, 554, D9/571; D7/598; 215/379, 381–383; 220/660, 662, 669–673, 675
See application file for complete search history.

(56) **References Cited**

U.S. PATENT DOCUMENTS

114,775	A	*	5/1871	Davison	169/81
759,889	A	*	5/1904	Howells, Sr.	215/46
D438,789	S	*	3/2001	Choe et al.	D9/724
D449,531	S	*	10/2001	Cooley	D9/500
D546,123	S	*	7/2007	Yelland	D7/509
D548,085	S	*	8/2007	Paalma et al.	D9/505
D577,598	S	*	9/2008	Darr et al.	D9/552
D639,668	S	*	6/2011	Niikura et al.	D9/553
D658,999	S	*	5/2012	Lonsway et al.	D9/516
8,333,287	B2	*	12/2012	Lonsway et al.	215/40

* cited by examiner

Primary Examiner — Ian Simmons
Assistant Examiner — Dana L Meyrow

(57) **CLAIM**

I claim the ornamental design for a bottle, as shown and described.

DESCRIPTION

FIG. **1** is a perspective view of the bottle in accordance with my new design.

FIG. **2** is a top plan view of the bottle in FIG. **1**, the bottom of the bottle forming no part of the claimed design.

FIG. **3** is a front elevational view of the bottle in FIGS. **1** and **2**.

FIG. **4** is a rear elevational view of the bottle in FIGS. **1-3**.

FIG. **5** is a side elevational view of the bottle in FIGS. **1-4**, being taken from the left in FIG. **3**; and,

FIG. **6** is a side elevational view of the bottle in FIGS. **1-5**, being taken from the right in FIG. **3**.

Dash-dash-dash broken lines shown in the drawings represent environmental structure and are not part of the claimed design.

1 Claim, 3 Drawing Sheets

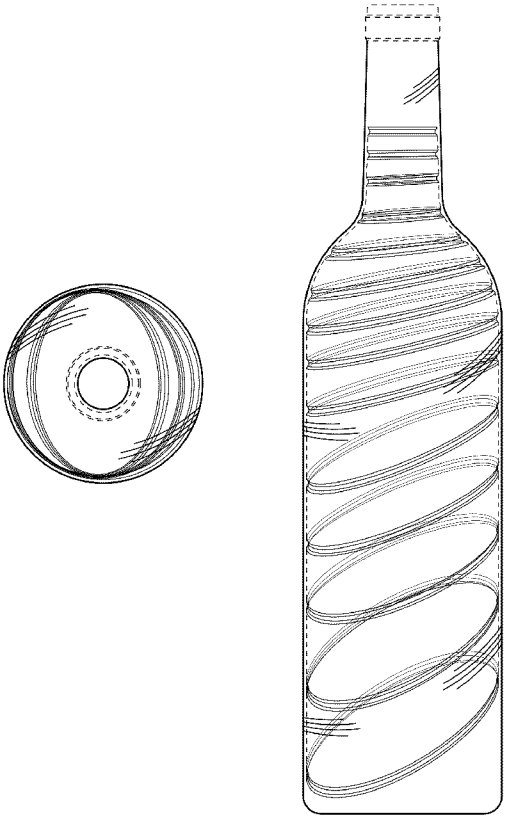

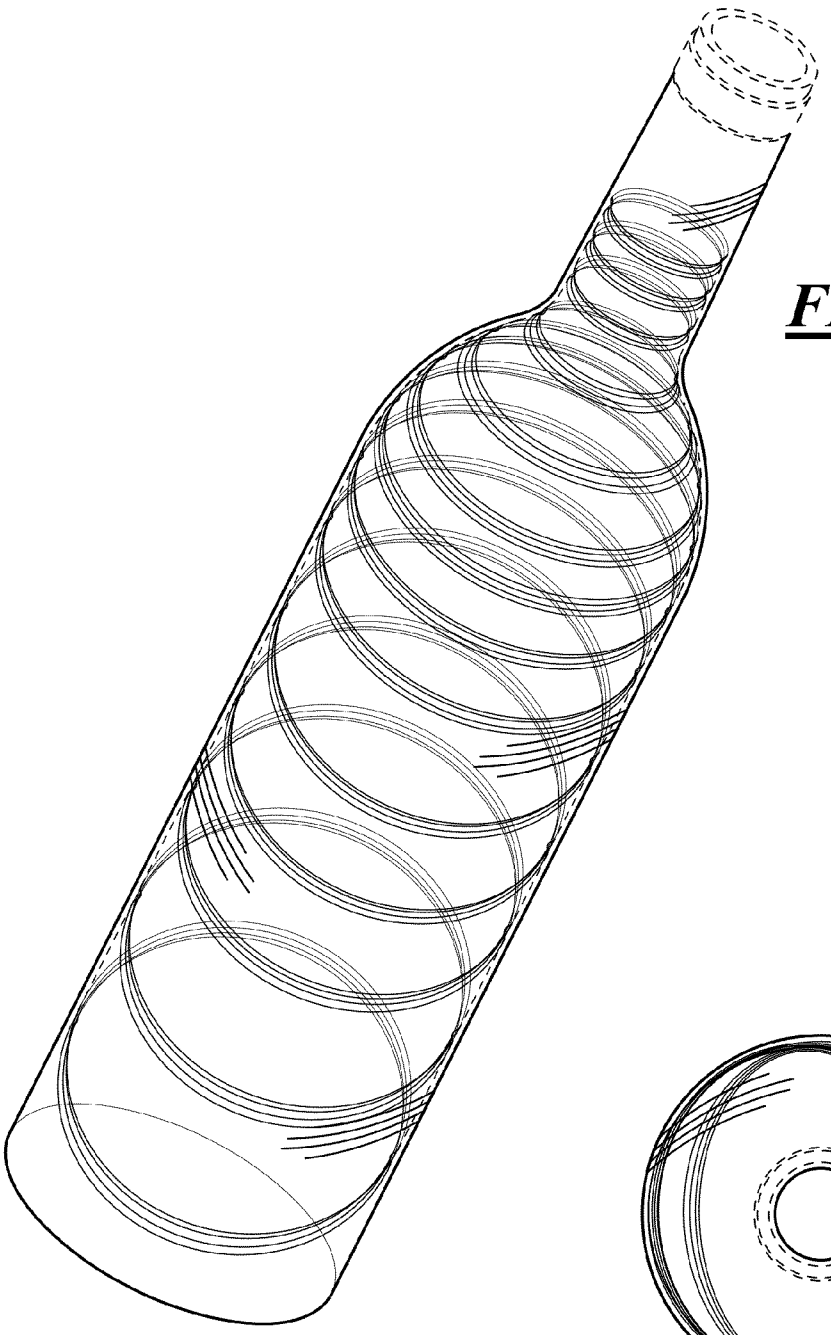

FIG. 1

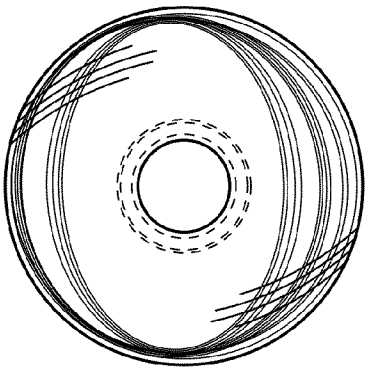

FIG. 2

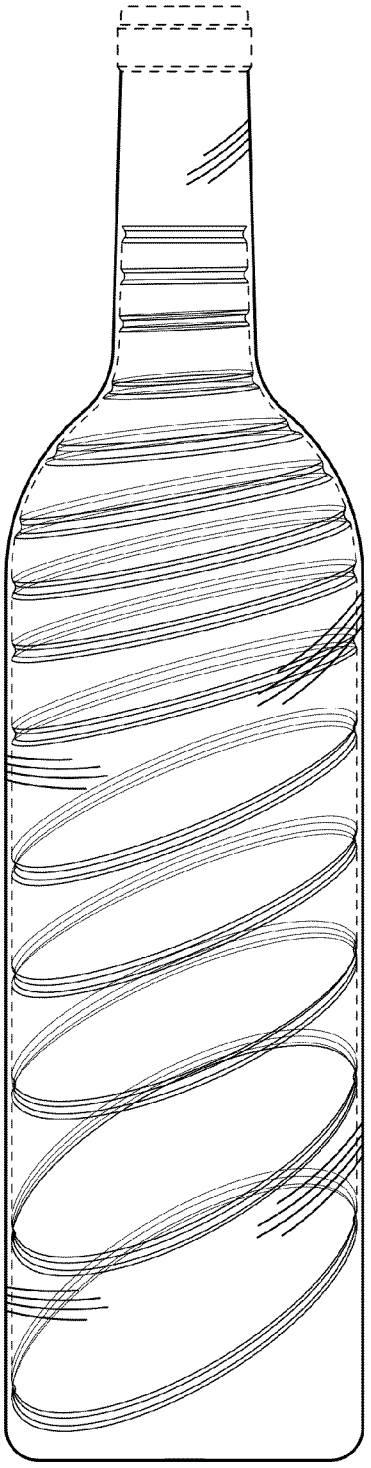

FIG. 3

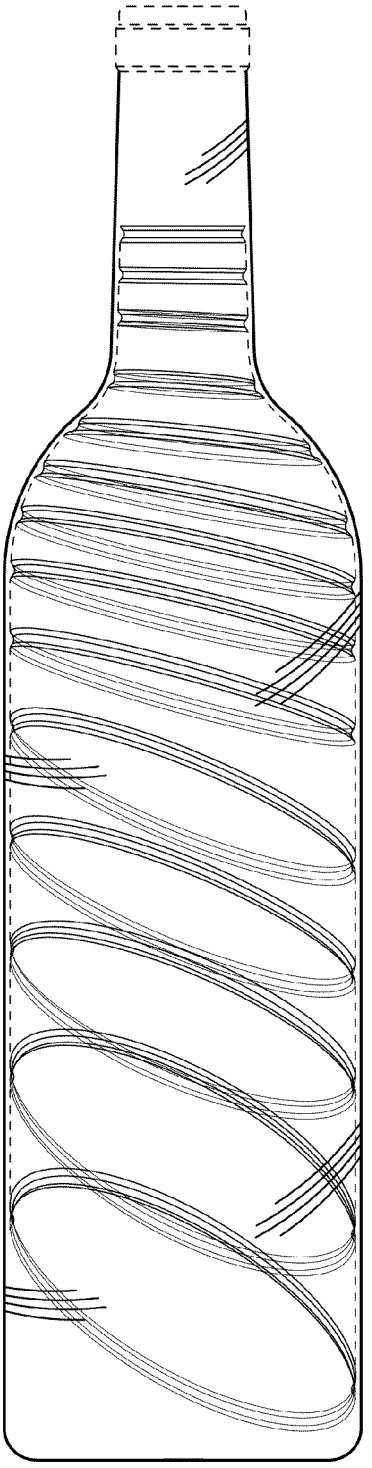

FIG. 4

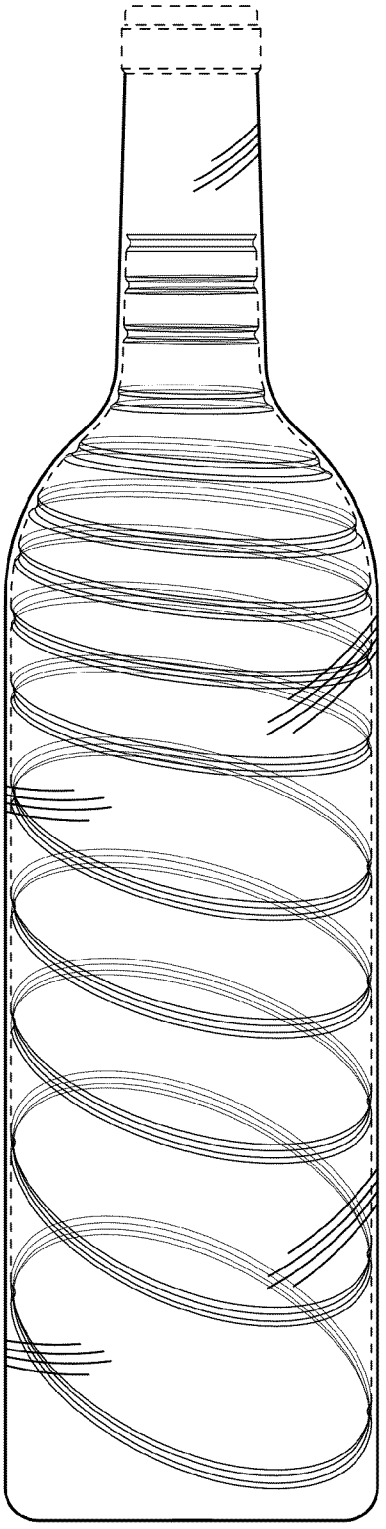

FIG. 5

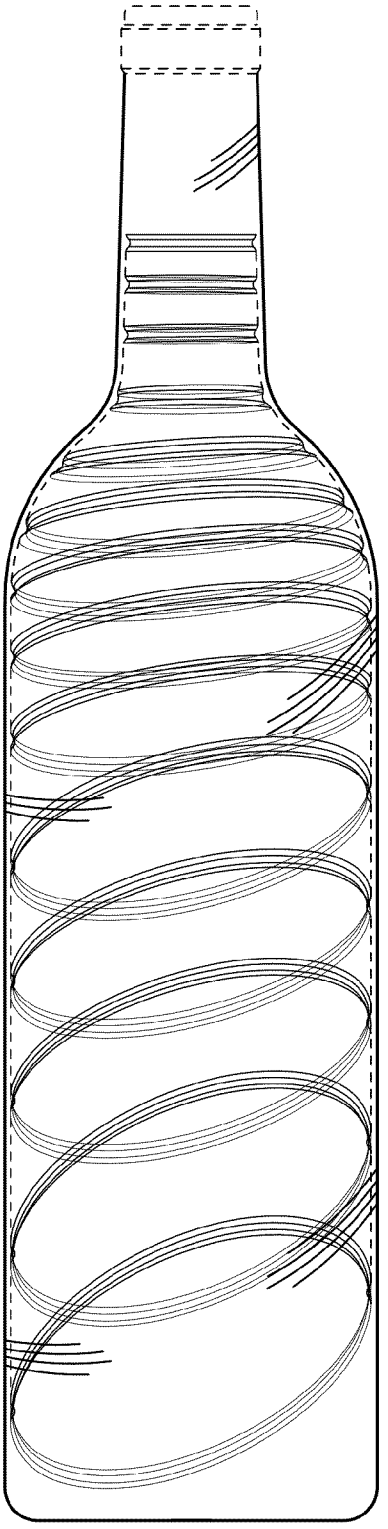

FIG. 6