United States Patent [19]

Bressler et al.

[11] **Patent Number: Des. 285,200**

[45] **Date of Patent: ** Aug. 19, 1986**

[54] **HANDSET TELEPHONE UNIT**

[76] Inventors: **Peter Bressler,** 114 Naudain St., Philadelphia, Pa. 19147; **Peter Byar,** 15 Mandolin La., Willingboro, N.J. 08046; **Edward A. Spector,** 33 Shell Stream Blvd., New Port Richey, Fla. 33552

[**] Term: **14 Years**

[21] Appl. No.: **535,228**

[22] Filed: **Sep. 23, 1983**

[52] **U.S. Cl.** **D14/53;** D14/64; 179/175; 179/103

[58] **Field of Search** ..... D14/52, 53, 63, 64; 179/179, 2 EA, 100 R, 102, 103, 175

[56] **References Cited**

U.S. PATENT DOCUMENTS

D. 85,008	9/1931	Speck	D14/53
D. 85,679	12/1931	Weeber et al.	D14/53
D. 258,061	1/1981	Foreman et al.	D14/53
D. 258,656	3/1981	Vaughan et al.	D14/53
2,039,625	5/1936	Blount	179/103
2,245,835	6/1941	Stehlik	179/103
2,410,434	11/1946	Edwards et al.	179/103
2,686,835	8/1954	Gottlieb	179/103
3,632,878	1/1972	Stratman	179/175
3,792,205	2/1974	O'Dea	179/175
4,214,132	7/1980	Kelso	179/175

Primary Examiner—Wallace R. Burke
Assistant Examiner—Horace B. Fay

[57] **CLAIM**

The ornamental design for a handset telephone unit, as shown.

DESCRIPTION

FIG. **1** is a perspective view from above of the front, top and one side of a handset telephone unit showing our new design;
FIG. **2** is a side elevational view thereof;
FIG. **3** is a front elevational view thereof;
FIG. **4** is a rear elevational view thereof;
FIG. **5** is a side elevational view thereof of the side opposite that shown in FIG. **2;**
FIG. **6** is a top plan view thereof; and
FIG. **7** is a bottom view thereof.

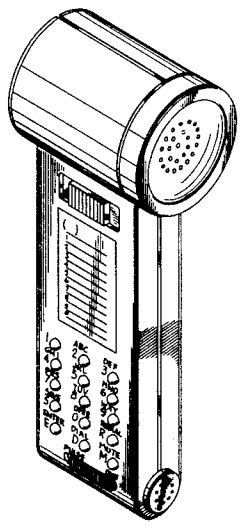

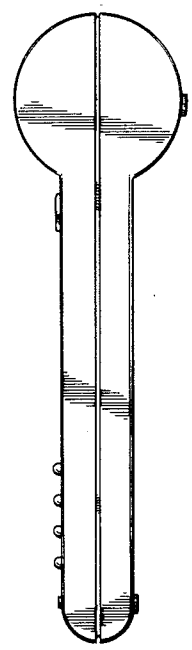

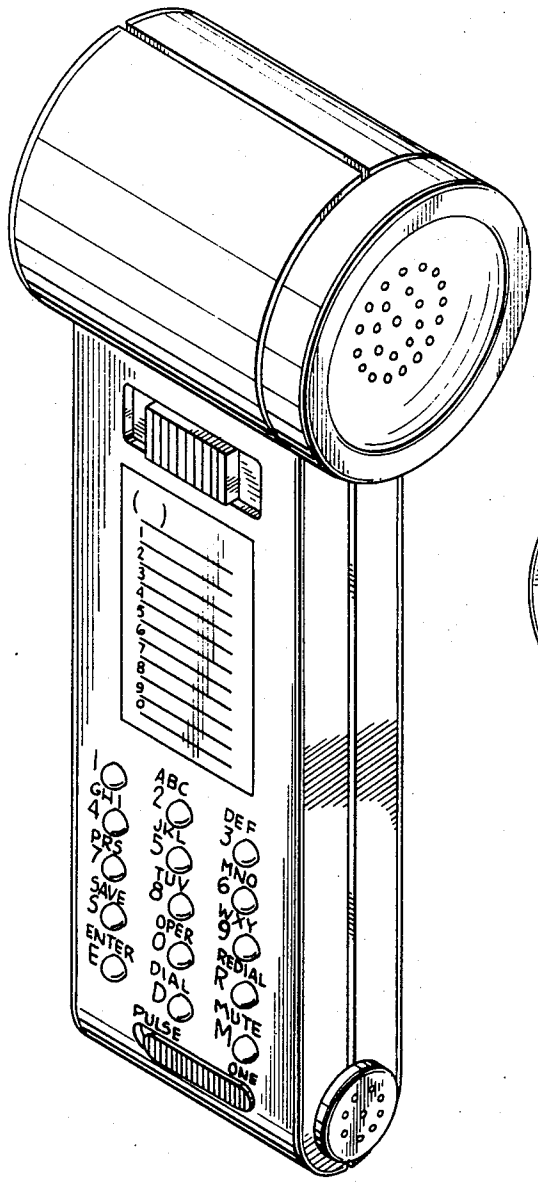
1
2
3
4
5
6
7
8
9
0
1
GHI
4
PRS
7
SAVE
S
ENTER
E
ABC
2
JKL
5
TUV
8
OPER
0
DIAL
D
PULSE
DEF
3
MNO
6
WXY
9
REDIAL
R
MUTE
M
ONE

FIG. 1

FIG. 2

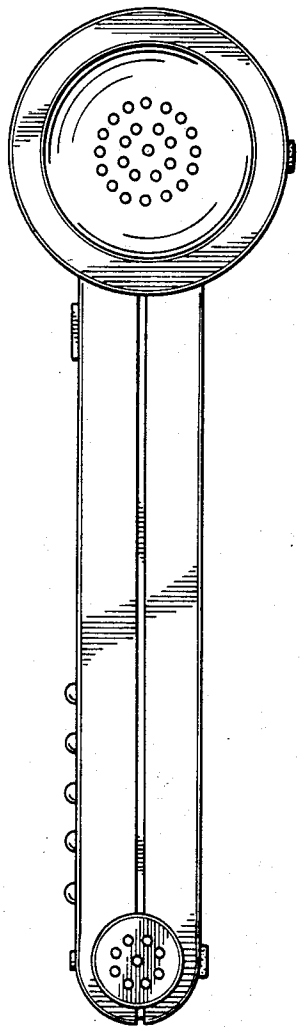

FIG. 3

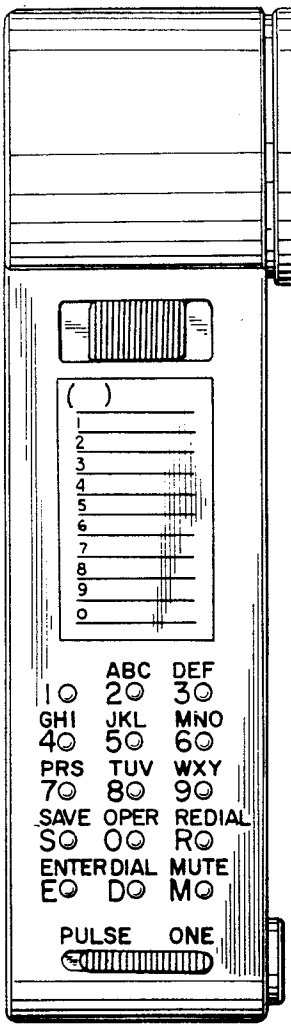

FIG. 4

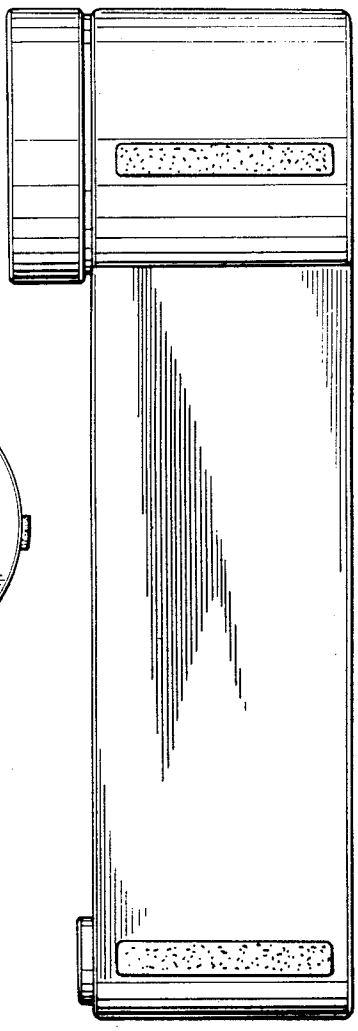

FIG. 5

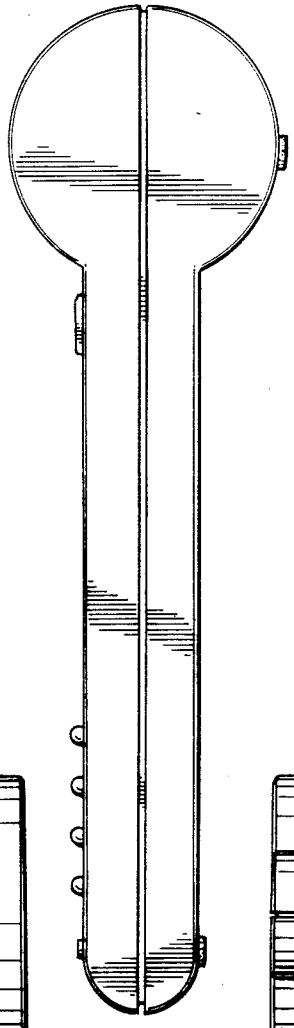

FIG. 6

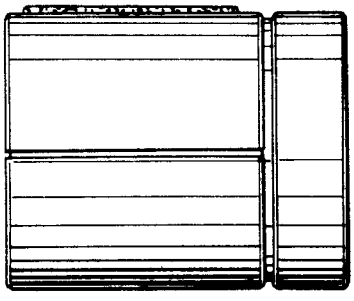

FIG. 7

