

April 12, 1932.

I. E. ROTNER

1,854,068

DENTAL CHAIR HEADREST COVER

Filed Oct. 2, 1929

Fig. 1.

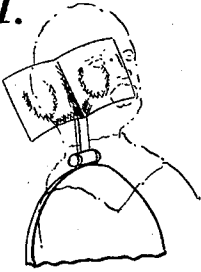


Fig. 3.

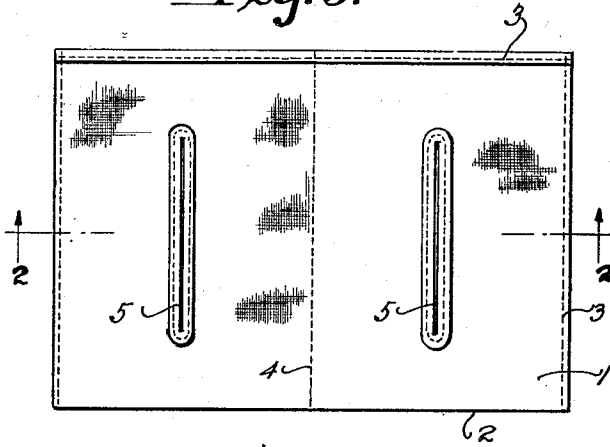


Fig. 2.

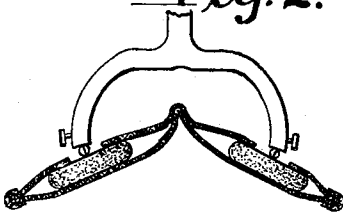


Fig. 5.

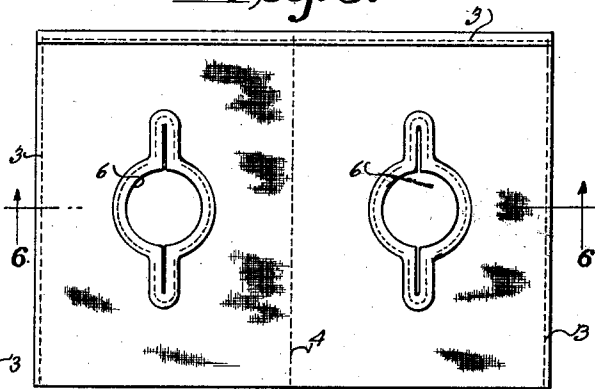


Fig. 7.

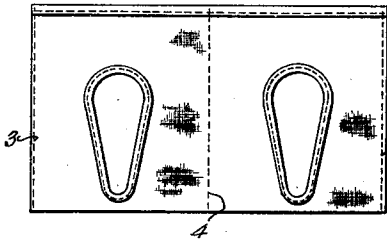


Fig. 4.





Fig. 6.



Irving E. Rotner.

INVENTOR

BY Victor J. Evans

ATTORNEY

WITNESS:

J. J. Novak

UNITED STATES PATENT OFFICE

IRVING E. ROTNER, OF NEW YORK, N. Y.

DENTAL CHAIR HEADREST COVER

Application filed October 2, 1929. Serial No. 396,859.

This invention relates to accessories for dental chairs and the like and particularly relates to a sanitary covering means for the head-rests of such chairs.

5 The general object of this invention is to provide an improved sanitary cover for the head-rest cushions of dental chairs which is simple in construction, easily and quickly applied and removed, economical of manufacture, and easily laundered.

Further objects and advantages of the present invention will become apparent from a study of the following specification and appended drawings, in which:—

15 Fig. 1 is a view in perspective showing the head-rest of a dental chair with the head-rest cover in place.

Fig. 2 is a transverse section through the head-rest cover showing the manner in which the head-rest cover protects the head-rest cushions.

Fig. 3 is a plan view of one form of the head-rest cover.

Fig. 4 is a section taken on the line 2—2 of Figure 3.

Fig. 5 is a plan view illustrating a modification of the construction shown in Figure 3.

Fig. 6 is a section taken on the line 6—6 of Figure 5.

Fig. 7 is a view similar to Figs. 3 and 5, but on a reduced scale, illustrating a further modification.

Figure 1 illustrates the upper portion of the back of a chair such as is commonly used by dentists or barbers, from the top of which projects a head-rest which, as shown in Figures 1 and 2, is provided with two adjustable pads, each supported by an adjustable member which is capable of adjustment relative to the back of the chair for the purpose of adapting the head-rest to persons having different heights and widths of head.

It has been found desirable in the dental art to protect the cushions of the head-rest for the purpose of preventing transmission of skin and scalp diseases due to contact with persons who may have such diseases. As a sanitary precaution it is customary to cover the cushions with some kind of readily clean-

able and replaceable means such as a towel or specially prepared pad. In some instances paper has been used for the purpose while in other cases specially shaped linen covers are provided.

55 The present invention relates more particularly to such covers for head-rests of dental or barber's chairs and comprises a sheet of flexible material 1 which, as shown in Figure 3, is composed of a single sheet of flexible material such as linen toweling, for instance, folded at 2. The upper edges and the right and left edges respectively, of the two folded portions thus formed, are turned under and stitched by stitches 3 so as to form a substantially rectangular envelope. A central line of stitches 4 extends from top to bottom, Figure 3, and divides the rectangular envelope formed by stitching the edges of the head-rest cover together into two compartments or pockets. Each of the compartments or pockets formed by the central stitches 4 is provided with an opening produced by slitting one of the folds of the head-rest cover by a vertical slit 5, which, as best shown in Figures 3 and 4, is edged with a suitable material to prevent ravelling.

75 The cushions of the dental chair head-rest are ordinarily adjusted somewhat at an angle to each other so that the head of the person occupying the chair will lie firmly yet comfortably in the V-shaped space between the cushions. The central line of stitches 4 serves to make the head-rest cover conform to the angularity of the cushions and thus makes a neater appearance and at the same time prevents any discomfort which might be caused by a badly fitting cover.

80 The head-rest cover produced in the manner just described is used by drawing the cover over the cushions of the head-rest, this process being permitted by the slits 5 which allow the cushions to be slid into the compartments formed by the central line of stitches 4. The slits 5 are of sufficient length to make it easy to draw the head-rest cover over the cushions by manipulating the cover in a suitable manner manually until the cover is in place as shown in Figure 3, the central line of stitches 4 serving to cause the head-

rest cover to conform to the angularity of the cushions on the head-rest. The head-rest cushions are usually quite small with the result that the head-rest cover forms a sort of apron which completely protects the head-rest from contact with the head or neck of the person occupying the chair.

In order to make it easier to draw the head-rest cover over the head-rest cushions, a modification is contemplated such, for instance as is shown in Figures 5 and 6, or as is shown in Fig. 7. The slits 5 are provided with central enlargements 6 formed by cutting out the material about the mid-point of the slit and edging the slit and the enlargement with suitable material to prevent ravelling. This central opening makes it possible to draw the head-rest cover over the head-rest cushions more easily and at the same time prevents unnecessary stretching of the material forming the head-rest cover, thus reducing the wear and tear on the head-rest cover. The generally ovate opening characteristic of Fig. 7 also facilitates applying the cover.

If so desired, the central line of stitches 4 may be dispensed with although it is preferable to so stitch the head-rest cover for the purpose of causing the head-rest cover more nearly to conform to the angularity of the head-rest cushions.

While the invention has been shown and described as being composed of a suitable fabric such as linen toweling stitched along the edges, it is not the desire to limit the invention to the precise embodiment shown, but it may be susceptible to variation without departing from the spirit of the invention. For instance, the head-rest cover might be composed of strong paper folded and pasted along the edges and slit in the manner described herein. Such a construction would doubtless be much more economical and cheaper to manufacture as it would permit furnishing a clean head-rest cover for each person who may occupy the chair, the cover being discarded after use.

If desired, a variation in the construction described herein might be used in which the head-rest cover is made by stitching two oblong pieces of flexible material, such as linen fabric, together along four edges instead of making the cover of a single piece of fabric folded centrally.

Still another variation might be used in which a single slit or opening is provided for accommodating one of the cushions of the head-rest, the head-rest cover being made somewhat smaller and adapted for accommodating only one of the head-rest cushions.

What is claimed as new is:

1. A sanitary cover comprising a rectangular flexible sheet of material folded and sewed along three sides so as to form a closed envelope, said envelope being provided with a central line of stitches dividing said en-

velope into a plurality of compartments and also being provided with a plurality of slits each substantially centrally of each compartment.

2. A head-rest cover for dental chairs and the like comprising a closed envelope of flexible material divided by a central line of stitching into two pockets, one wall of each of said pockets being provided with a central slit for permitting the cover to be drawn over the head-rest cushions.

3. A cover for the head rests of dentists' chairs and the like having a pair of head rests, comprising a closed envelope divided into two compartments, the rear wall of each compartment being slotted to allow the cover to be drawn over the pair of head rests.

In testimony whereof I hereby affix my signature.

DR. IRVING E. ROTNER.