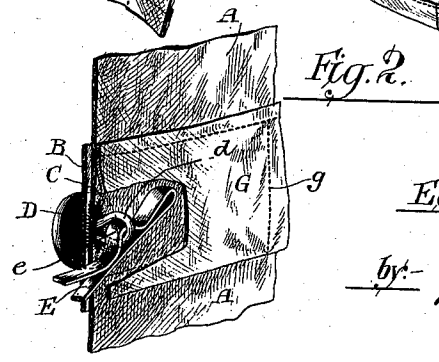
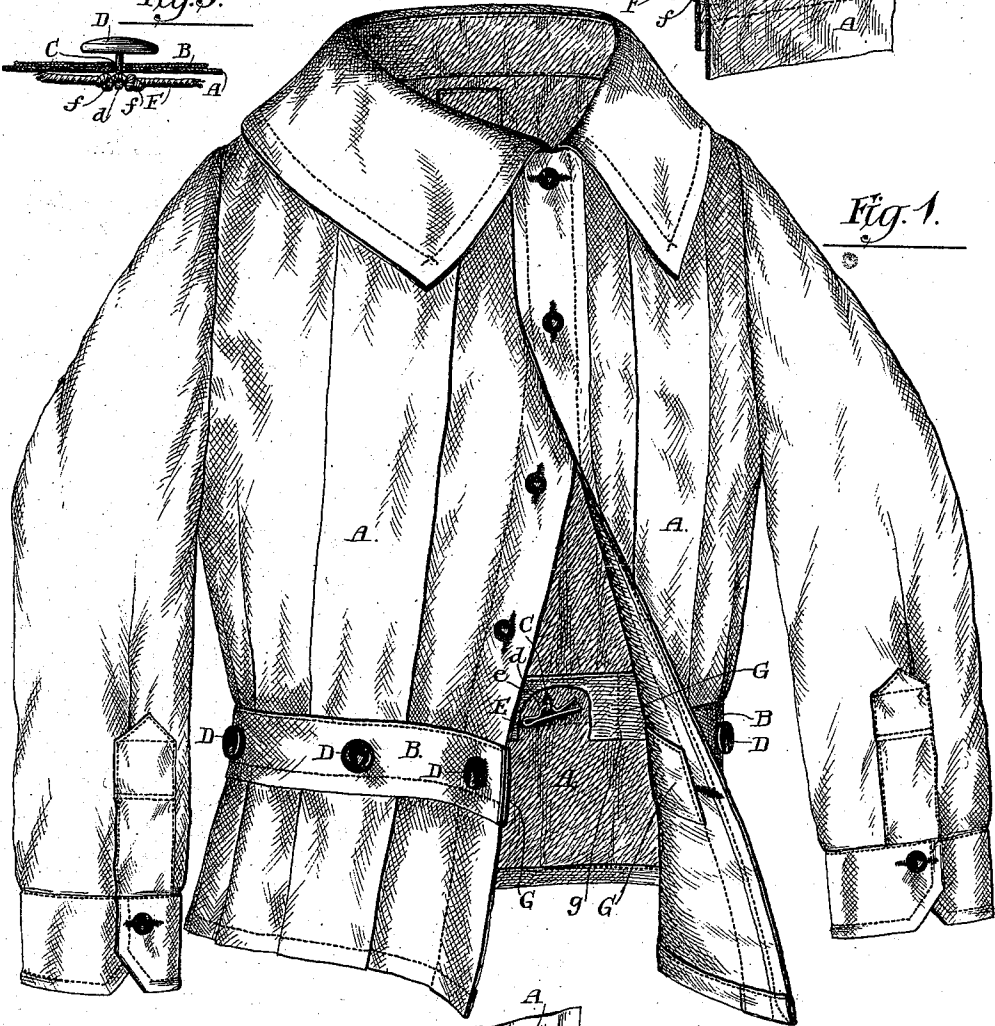
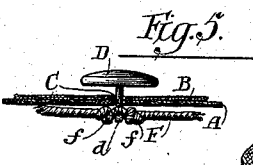
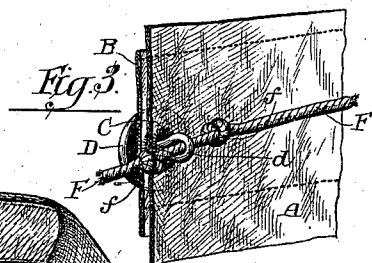
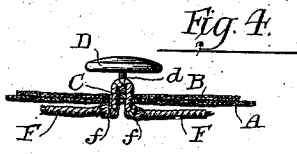


(No Model.)

E. W. WHEELER.
SHIRT WAIST.

No. 400,721.

Patented Apr. 2, 1889.



Witnesses:-
Louis M. Whitehead.
Wm. T. Hemmings

Inventor:-
Edward W. Wheeler.
by:- *Wayton & Poole*
Attorneys

UNITED STATES PATENT OFFICE.

EDWARD W. WHEELER, OF CHICAGO, ILLINOIS, ASSIGNOR TO A. L. SINGER & CO., OF SAME PLACE.

SHIRT-WAIST.

SPECIFICATION forming part of Letters Patent No. 400,721, dated April 2, 1889.

Application filed October 27, 1887. Serial No. 253,501. (No model.)

To all whom it may concern:

Be it known that I, EDWARD W. WHEELER, of Chicago, in the county of Cook and State of Illinois, have invented certain new and useful Improvements in Boys' Waists; and I do hereby declare that the following is a full, clear, and exact description thereof, reference being had to the accompanying drawings, and to the letters of reference marked thereon, which form a part of this specification.

This invention relates to that class of boys' waists which are provided about their lower margins with buttons for the attachment of the lower garments.

The invention consists in the matters hereinafter described, and pointed out in the appended claim.

In the accompanying drawings, Figure 1 is a perspective view of a boy's waist embodying my invention. Fig. 2 is an enlarged detail sectional perspective of a part of the waist adjacent to the buttons, showing a fastening for securing the same to the waist. Fig. 3 is a fragmentary perspective view of a part of the waist adjacent to the buttons, showing a somewhat different device for securing the buttons. Fig. 4 is a sectional view through the parts shown in Fig. 3. Fig. 5 is a section similar to Fig. 4, showing a slight modification of the construction illustrated in Figs. 3 and 4.

As illustrated in the said drawings, A is the body of the garment, and B an outer re-enforcing strip or waistband placed around the garment at the waist-line. The cloth composing the body of the garment is herein shown as plaited and as extending somewhat below the re-enforcing strip or waistband B.

C C C are a series of small holes or eyelets extending through the cloth of the body of the garment and waistband B, and adapted for the insertion of the shanks *d* of the buttons D, which are located at the outer surface of the belt. The buttons are secured in place upon the garment by detachable fastening devices engaging the shanks of the buttons inside of the waist, whereby the buttons may be easily removed for washing the garment.

As shown in Figs. 1 and 2, fasteners E, of familiar form, are used for the buttons, such

fasteners consisting of wires or metal strips doubled or bent and provided with loops *e*, engaging the button-shanks in a familiar manner.

As illustrated in Figs. 3, 4, and 5, the fastening device for the buttons consists of a cord, F, which is run through the shanks of the several buttons, said cord being provided with knots *ff* at both sides of each shank to prevent the cord from being pulled outwardly through the eyelets. In case the knots *ff* are placed somewhat distant from the shank the part of the cord between the knots may be drawn outwardly through the holes in the garment, as in the manner shown in Fig. 4. It may in some instances be desired to arrange the knots in this manner; but in case it is desired to hold the shank at all times within the eyelet the knots will be placed close to the shank, in the manner illustrated in Fig. 5. The ends of the cord F may be secured by tying them in the end buttons of the row by knotting its ends outside of the said buttons or otherwise, as found convenient or desirable.

G, Figs. 1 and 2, is a strip of fabric placed over the eyelets *a a* around the inner surface of the garment at the waist-line, said strip forming, when thus secured to the waist, a flap to cover and protect the inner end of the button-shanks and the fastening devices engaged therewith. The strip G may be attached to the garment at its upper edge only; or it may be provided with vertical lines of stitching, as *g*, securing it to the main part of the garment at points between the buttons, and thus forming pockets in which the button-shanks and holding devices are located. The employment of the vertical rows of stitching *g g* is of course only used where separate attaching devices are employed for each button, and in case a flap is used in connection with the button-fastening device shown in Figs. 3, 4, and 5, such vertical rows of stitching will be dispensed with.

In boys' waists of the class herein shown as heretofore made, the buttons have been secured to a separate fabric strip, which is placed inside of the garment, and the buttons inserted through button-holes in the waistband, this latter construction being used in order

to enable the buttons to be conveniently removed for washing the garment.

The construction last above described is found to be objectionable, for the reason that the fabric strip to which the buttons are applied itself requires washing as much as the other parts of the garment. The construction herein shown (embracing small holes or eyelets extending through the waistband and the body of the garment, buttons provided with shanks and holding devices inside of the garment engaging said shanks, together with a flap secured at its upper edge to the garment and covering the holding devices) affords all the advantages of the garments in which the buttons are attached to a separate strip, with the additional advantage that the buttons and their fastenings alone are removed from the garment for washing.

The employment of a knotted cord as a means of holding the buttons upon the garment is, as far as I am aware, novel, and is herein claimed as part of my invention.

I claim as my invention—

The combination, in a waist, of a cloth body, 25
 A, extending below the waist-line, a waistband
 sewed to the outer surface of the cloth body,
 said waist being provided with eyelets ex-
 tending through said band and cloth body,
 buttons for said waist provided with shanks 30
 extending through said eyelets, a fastening
 device for securing the button-shanks upon
 the interior of the garment, and a strip, G, se-
 cured at its upper edge to the garment inside
 the latter and forming a flap to cover the fast- 35
 enings for the button-shanks, whereby the
 body of the person is protected from contact
 with the button-shanks, substantially as de-
 scribed.

In testimony that I claim the foregoing as 40
 my invention I affix my signature in pres-
 ence of two witnesses.

EDWARD W. WHEELER.

Witnesses:

C. CLARENCE POOLE,
 O. N. WILLIS.