

No. 757,885.

PATENTED APR. 19, 1904.

J. A. COCHRANE.
ANTISEPTIC TOOTH BRUSH HOLDER.

APPLICATION FILED AUG. 3, 1903.

NO MODEL.

Fig. 1.

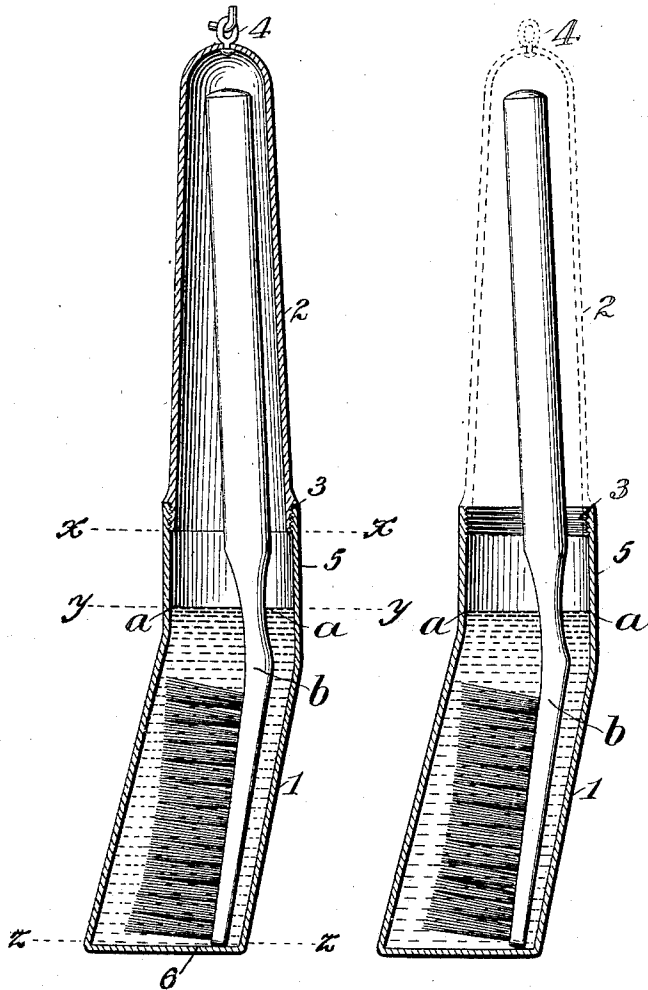


Fig. 2.

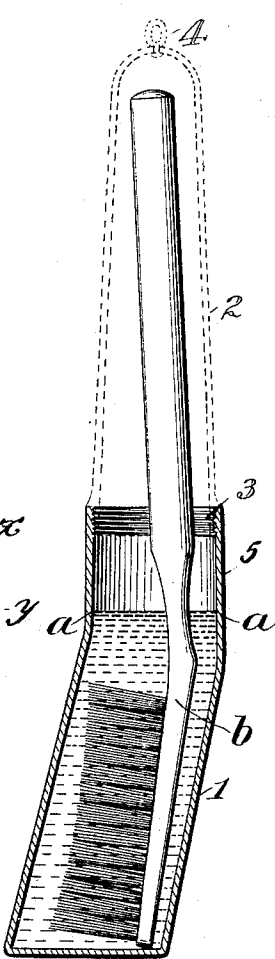


Fig. 3.

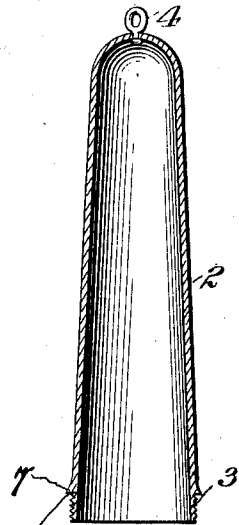


Fig. 4.

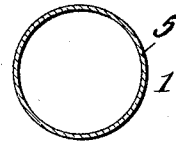


Fig. 5.

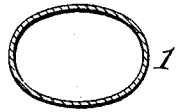


Fig. 6.



Witnesses:

David Dinning,
J. M. Donald

Inventor:

James A. Cochrane

UNITED STATES PATENT OFFICE.

JAMES ANSON COCHRANE, OF CINCINNATI, IOWA.

ANTISEPTIC TOOTH-BRUSH HOLDER.

SPECIFICATION forming part of Letters Patent No. 757,885, dated April 19, 1904.

Application filed August 3, 1903. Serial No. 167,987. (No model.)

To all whom it may concern:

Be it known that I, JAMES ANSON COCHRANE, a citizen of the United States, residing at Cincinnati, in the county of Appanoose and State of Iowa, have invented a new and useful Antiseptic Tooth-Brush Holder, of which the following is a specification.

My invention is an improved container for tooth-brushes and liquid dentifrices; and it consists in the construction and arrangement of devices hereinafter described and claimed.

The object of my invention is to provide an improved container adapted to keep a tooth-brush in a liquid dentifrice to preserve the tooth-brush in an antiseptic condition and to entirely incase the tooth-brush, including its handle, thereby providing an article of this character which is readily portable in the pocket and which may be stood upon a shelf or article of furniture and may also be hung from a nail or peg.

In the accompanying drawings, Figure 1 is a vertical central sectional view of a container embodying my improvement, showing the same inclosing a tooth-brush and showing the head of the brush immersed in a liquid dentifrice. Fig. 2 is a similar view with the cap removed to uncover the brush-handle and enable the brush to be withdrawn from the container, the outline of the cap being indicated in dotted lines. Fig. 3 is a detail sectional view of the cap. Fig. 4 is a detail transverse sectional view through the neck of the body vessel on the plane indicated by the line *xx* of Fig. 1. Fig. 5 is a similar view taken on the plane indicated by the line *yy* of Fig. 1. Fig. 6 is a similar view taken on the plane indicated by the line *zz* of Fig. 1.

The body vessel 1 of my improved container is longitudinally angular in form, the main portion thereof inclining upwardly from its base and the neck portion 5 thereof inclining in the opposite direction. The upper portion of the neck is cylindrical in form, as shown in Fig. 4, and the lower portion of the body vessel is of elliptical form in cross-section, its upper sides being flattened and widened progressively toward its base, as indicated in Figs. 5 and 6. This construction of the body vessel adapts it to contain the head of a tooth-

brush *b*. The said body vessel is also adapted to contain a quantity of liquid dentifrice, as at *a*, to keep the head of the brush immersed in the dentifrice, as will be readily understood. The base 6 of the body vessel is flat to enable the body vessel to stand in an upright position on any suitable supporting object, such as a shelf or an article of furniture. The upper end of the neck 5, where it is cylindrical in form, is internally screw-threaded, as shown clearly in Fig. 2.

In connection with the body vessel of my improved container I employ a cap 2, which is substantially conical in form, has its lower wider end open and its upper end closed and provided with a ring 4, whereby it may be hung from a hook or peg, as shown in Fig. 1. The body vessel and the cap may be made of any suitable material. I do not limit myself in this particular. The lower open portion of the cap is externally screw-threaded, as at 3, to enable it to be detachably fitted to the screw-threaded neck of the body vessel, and the said cap is provided immediately above its screw-threaded portion with an annular shoulder 7, under which is a packing-ring 8, which may be made of rubber or other suitable material and the function of which, as will be understood, is to coact with the neck of the body vessel and the cap to effect a liquid-tight and also an air-tight joint between them. The upwardly-tapered form of the cap adapts it to receive and inclose the handle of the brush.

It will be readily understood that my improved container is exceedingly useful to preserve a tooth-brush out of contact with the air and with its head immersed in a liquid dentifrice to prevent the brush from becoming infected with germs and rendering the same highly sanitary. It will also be understood that my improved container is adapted to be carried readily in a pocket and that it may be also hung from a hook, nail, or peg. The progressively-flattened sides of the body vessel adapt the same to the shape of the brush-head and also enable the container to be carried comfortably and inconspicuously in a vest or coat pocket.

I do not desire to limit myself to the precise

construction and arrangement of devices here-
in shown and described, as it is evident that
modifications may be made therein without de-
parting from the spirit of my invention and
5 within the scope of the appended claim.

It will be also understood that the brush
should be thoroughly cleaned after having
been used and replaced in the container, as
shown. By thus keeping the brush immersed
10 and saturated in an antiseptic fluid within a
closed receptacle or container the bristles of
the brush are kept pliable and in an antiseptic
condition and the prophylactic usefulness
of the brush is greatly enhanced. The use of
15 my improved container also economizes and
simplifies the use of liquid dentifrices.

Having thus described my invention, what
I claim, and desire to secure by Letters Pat-
ent, is—

20 An antiseptic tooth-brush holder, compris-

ing a body vessel adapted to contain a liquid
dentifrice and the head of a tooth-brush im-
mersed in the dentifrice, said body vessel be-
ing upwardly inclined from its base and hav-
ing its upper portion formed in a neck which 25
inclines in the opposite direction, and a con-
ical tubular cap, adapted to contain and cover
the brush-handle and detachably connected to
the body vessel, the latter and the cap having
coacting devices to form a liquid-tight joint 30
between them, and said cap having a hanger
at its upper end, for the purpose set forth.

In testimony whereof I have signed my name
to this specification in the presence of two sub-
scribing witnesses.

JAMES ANSON COCHRANE.

Witnesses:

J. O. McDONALD,
DAVID DINNING.