



US00D330429S

United States Patent [19]

[11] Patent Number: **Des. 330,429**

Lewis et al.

[45] Date of Patent: **** Oct. 20, 1992**

[54] **REAGENT BOTTLE FOR A CLINICAL LABORATORY ANALYZER**

4,764,342	8/1988	Kellin et al.	356/246 X
4,785,953	11/1988	Buchholz et al. .	
4,889,249	12/1989	Hulon	215/365 X
5,102,631	4/1992	Jordan et al.	422/102 X

[76] Inventors: **Scott Lewis**, 864 Crosse Ave., Amherst, Ohio 44001; **Mary B. Whitesel**, 37545 Crook St., Grafton, Ohio 44044

Primary Examiner—A. Hugo Word
Assistant Examiner—I. Simmons
Attorney, Agent, or Firm—Nicholas I. Slepchuk, Jr., Arthur S. Morgenstern

[**] Term: **14 Years**

[57] **CLAIM**

[21] Appl. No.: **556,698**

The ornamental design for a reagent bottle for a clinical laboratory analyzer, as shown and described.

[22] Filed: **Jul. 20, 1990**

[52] U.S. Cl. **D24/224; D9/500; D9/520**

DESCRIPTION


[58] Field of Search **D24/224; D9/500, 549, D9/558; 206/526; 220/500, 23.2, 23.8; 215/356, 365**

FIG. 1 is a side elevational view of a reagent bottle for a clinical laboratory analyzer showing my new design, with all other sides being identical to that shown; FIG. 2 is a top plan view thereof; FIG. 3 is a bottom plan view thereof; FIG. 4 is a partial cross-sectional view thereof taken along the line IV—IV of FIG. 2; and, FIG. 5 is a cross-sectional view thereof taken along the line V—V of FIG. 3.

[56] **References Cited**

U.S. PATENT DOCUMENTS

D. 285,535	9/1986	Buchholz et al.	D9/522
3,467,269	9/1969	Newton	220/500 X
4,140,489	2/1979	Lee	356/79 X



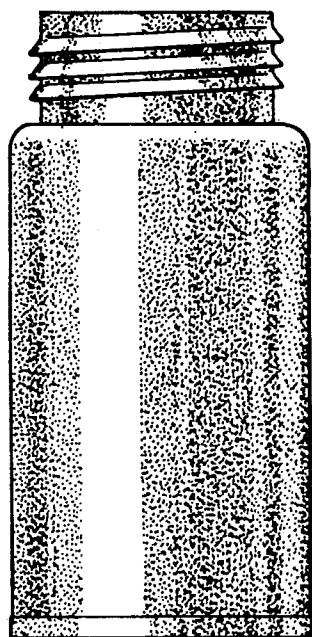
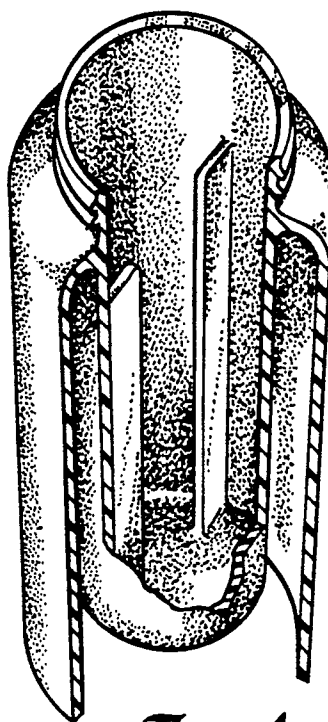
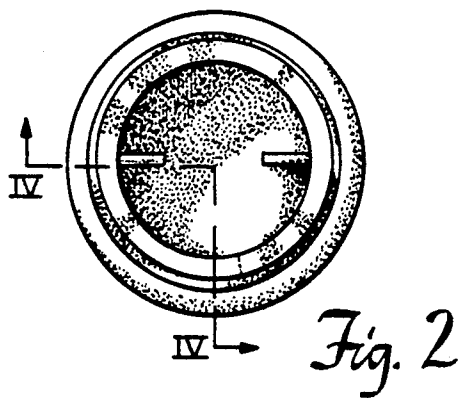


Fig. 1

Fig. 4

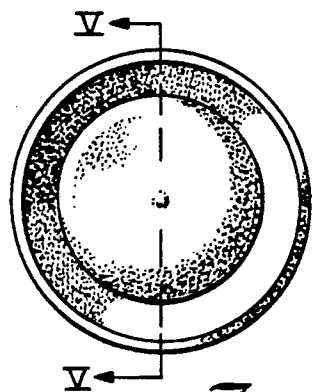


Fig. 3

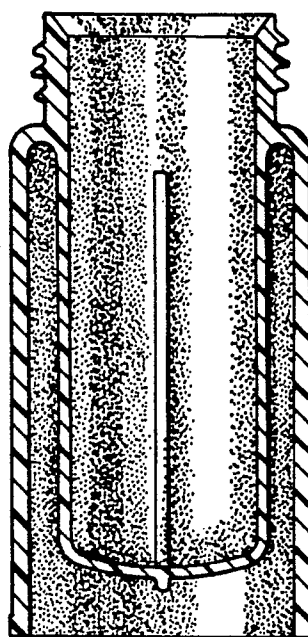


Fig. 5