



(51) International Patent Classification:

*C07D 403/04* (2006.01) *A61P 31/12* (2006.01)  
*A61K 31/4178* (2006.01)

(21) International Application Number:

PCT/GB2015/054166

(22) International Filing Date:

24 December 2015 (24.12.2015)

(25) Filing Language:

English

(26) Publication Language:

English

(30) Priority Data:

4166/MUM/2014 26 December 2014 (26.12.2014) IN

(71) Applicant: **CIPLA LIMITED** [IN/IN]; Cipla House, Peninsula Business Park, Ganpatrao Lower Parel, Mumbai 400 013 (IN).

(71) Applicant (for MW only): **KING, Lawrence** [GB/GB]; 10 Old Bailey, London EC4M 7NG (GB).

(72) Inventors: **RAO, Dharmaraj Ramachandra**; 4/403 Garden Enclave, Pokhran Road 2, Thane (West), Maharashtra, Mumbai 400 601 (IN). **MALHOTRA, Geena**; 3403 Springs, Island City Centre, Next to Wadala Telephone Exchange, G.D Ambedkar Marg, Dadar (East) Mumbai 400014 (IN). **PHULL, Manjinder Singh**; Gobind Niwas, Bhattipada Road, Bhandup, Maharashtra, Mumbai 400 078 (IN). **KANATHALA, Shashirekha**; H. No.3:1 F-11, Shantivan CHS, Sector - 7, Sanpada, Maharashtra Navi Mumbai (IN). **GANGRADE, Manish Gopal-**

das; B3/1201, Lok Everest Society, JSD Road, Mulund (West), Maharashtra Mumbai 400080 (IN).

(74) Agent: **A.A. THORNTON & CO.**; 10 Old Bailey, London EC4M 7NG (GB).

(81) Designated States (unless otherwise indicated, for every kind of national protection available): AE, AG, AL, AM, AO, AT, AU, AZ, BA, BB, BG, BH, BN, BR, BW, BY, BZ, CA, CH, CL, CN, CO, CR, CU, CZ, DE, DK, DM, DO, DZ, EC, EE, EG, ES, FI, GB, GD, GE, GH, GM, GT, HN, HR, HU, ID, IL, IN, IR, IS, JP, KE, KG, KN, KP, KR, KZ, LA, LC, LK, LR, LS, LU, LY, MA, MD, ME, MG, MK, MN, MW, MX, MY, MZ, NA, NG, NI, NO, NZ, OM, PA, PE, PG, PH, PL, PT, QA, RO, RS, RU, RW, SA, SC, SD, SE, SG, SK, SL, SM, ST, SV, SY, TH, TJ, TM, TN, TR, TT, TZ, UA, UG, US, UZ, VC, VN, ZA, ZM, ZW.

(84) Designated States (unless otherwise indicated, for every kind of regional protection available): ARIPO (BW, GH, GM, KE, LR, LS, MW, MZ, NA, RW, SD, SL, ST, SZ, TZ, UG, ZM, ZW), Eurasian (AM, AZ, BY, KG, KZ, RU, TJ, TM), European (AL, AT, BE, BG, CH, CY, CZ, DE, DK, EE, ES, FI, FR, GB, GR, HR, HU, IE, IS, IT, LT, LU, LV, MC, MK, MT, NL, NO, PL, PT, RO, RS, SE, SI, SK, SM, TR), OAPI (BF, BJ, CF, CG, CI, CM, GA, GN, GQ, GW, KM, ML, MR, NE, SN, TD, TG).

Published:

— with international search report (Art. 21(3))

(54) Title: POLYMORPHIC FORMS OF METHYL((1S)-1-(((2S)-2-(5-(4'-(2-((2S)-1-((2S)-2-((METHOXYCARBONYL)AMINO)-3-METHYLBUTANOYL)-2-PYRROLIDINYL)-1H-IMIDAZOL-5-YL)-4-BIPHENYL)-1H-IMIDAZOL-2-YL)-1-PYRROLIDINYL) CARBONYL)-2-METHYLPROPYL)CARBAMATE AND SALTS THEREOF

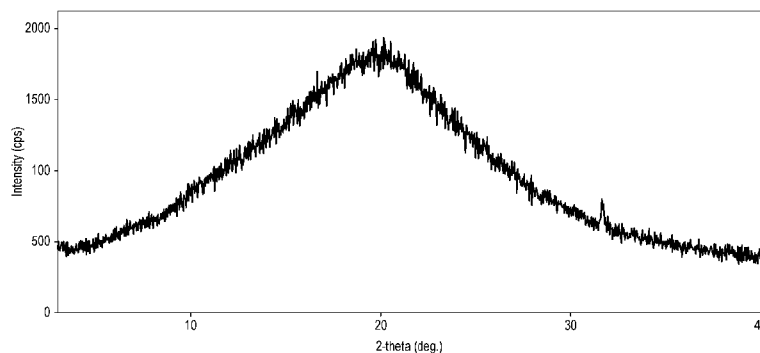


FIG. 1

(57) Abstract: Amorphous methyl((1S)-1-(((2S)-2-(5-(4'-(2-((2S)-1-((2S)-2-((methoxycarbonyl)amino)-3-methylbutanoyl)-2-pyrrolidinyl)-1H-imidazol-5-yl)-4-biphenyl)-1H-imidazol-2-yl)-1-pyrrolidinyl) carbonyl)-2-methylpropyl) carbamate free base, amorphous methyl((1S)-1-(((2S)-2-(5-(4'-(2-((2S)-1-((2S)-2-((methoxycarbonyl)amino)-3-methylbutanoyl)-2-pyrrolidinyl)-1H-imidazol-5-yl)-4-biphenyl)-1H-imidazol-2-yl)-1-pyrrolidinyl) carbonyl)-2-methylpropyl) carbamate dihydrochloride, methods of making them, and pharmaceutical compositions containing them.

WO 2016/102979 A1

POLYMORPHIC FORMS OF METHYL((1S)-1-(((2S)-2-(5-(4'-(2-((2S)-1-((2S)-2-((METHOXYCARBONYL)AMINO)-3-METHYLBUTANOYL)-2-PYRROLIDINYL)-1H-IMIDAZOL-5-YL)-4-BIPHENYLYL)-1H-IMIDAZOL-2-YL)-1-PYRROLIDINYL) CARBONYL)-2-METHYLPROPYL)CARBAMATE AND SALTS THEREOF

5

### Field Of Invention

The present invention relates to a novel polymorphic form of methyl((1S)-1-(((2S)-2-(5-(4'-(2-((2S)-1-((2S)-2-((methoxycarbonyl)amino)-3-methylbutanoyl)-2-pyrrolidinyl)-1H-imidazol-5-yl)-4-biphenylyl)-1H-imidazol-2-yl)-1-pyrrolidinyl) carbonyl)-2-methylpropyl) carbamate and pharmaceutically acceptable salts thereof and processes thereof.

10

The invention is also directed to pharmaceutical compositions containing at least one polymorphic form and to the therapeutic or prophylactic use of such polymorphic forms and compositions.

### Background of the Invention

Pharmaceutical solids can exist in different crystal forms, such as crystalline, amorphous, or glass and also in solvated or hydrated states (Haleblian *et al.*, 1969, 1975; Kuhnert-Brandstatter, 1973; Sohn 2004). Polymorphism is the ability of any element or compound to crystallize as more than one distinct crystal species.

It is a well known fact that different polymorphic forms of the same drug may have substantial differences in certain pharmaceutically-important physicochemical properties, such as stability, solubility, dissolution rate, crystal habit, tableting behavior. Changes in certain of these physicochemical properties may ultimately affect the bioavailability of the drug. Furthermore, different physical forms may have different particle size, hardness and glass transition temperatures. In certain cases, this phenomenon may affect the quality and performance of the final dosage form.

25

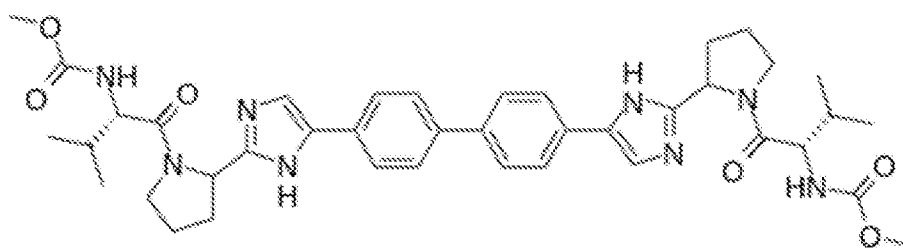
Regulatory authorities desire to have all possible polymorphic forms of a new drug substance identified prior to approval of a product containing the drug. However, as is well known in the art, the existence of polymorphic forms of any given compound cannot be predicted, and there is no

30

standard procedure for proceeding to make a previously unknown polymorphic form. Even after a polymorph has been identified, there is no possibility of predicting whether any additional forms will ever be discovered. This has been described in many recent articles, including A. Goho, *Science News*, Vol. 166, No. 8, pages 122-123 (August 2004).

5

The compound, methyl((1S)-1-(((2S)-2-(5-(4'-(2-((2S)-1-((2S)-2-((methoxycarbonyl) amino)-3-methylbutanoyl)-2-pyrrolidinyl)-1H-imidazol-5-yl)-4-biphenyl)-1H-imidazol-2-yl)-1-pyrrolidinyl) carbonyl)-2-methylpropyl)carbamate (also referred to as "Compound A"),



10

Compound A

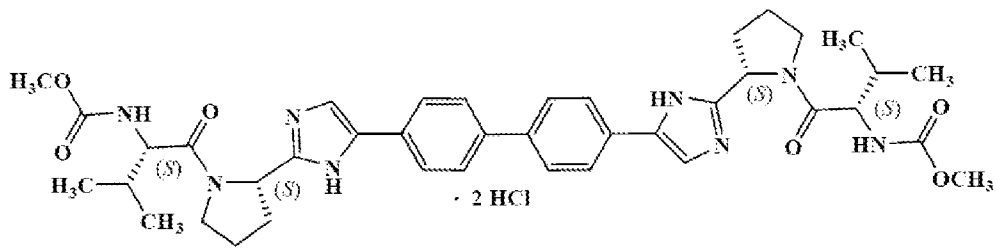
is a drug for the treatment of hepatitis C (HCV). It was developed by Bristol-Myers Squibb and was approved in Europe on 22 August 2014. Compound A is also known as daclatasvir (also referred to as daclatasvir in free base form or daclatasvir free base).

The compound A as well as pharmaceutically acceptable salts thereof, are described in US Patent No. 8,303,944 and US 8,329,159, the disclosures of which are hereby incorporated in their entireties by reference for all purposes. This compound inhibits the HCV nonstructural protein NS5A. Recent research suggests that it targets two steps of the viral replication process, enabling rapid decline of HCV RNA.

Compound A is a chiral molecule with four stereocenters (1,1',2,2') in the S configuration.

Polymorphism has been observed for methyl((1S)-1-(((2S)-2-(5-(4'-(2-((2S)-1-((2S)-2-((methoxycarbonyl) amino)-3-methylbutanoyl)-2-pyrrolidinyl)-1H-imidazol-5-yl)-4-biphenyl)-1H-imidazol-2-yl)-1-pyrrolidinyl) carbonyl)-2-methylpropyl) carbamate dihydrochloride (also referred to as "Compound B" or daclatasvir dihydrochloride).

3



Compound B

- Although two neat (wholly) crystalline dihydrochloride salts, N-1 and N-2 of compound B have
- 5 been identified in screening studies (N-2 being claimed in EP2183244), it has been confirmed that the form N-2 is the thermodynamically most stable polymorph. The N-2 form of compound B remained unchanged during storage under long-term or accelerated conditions and only this form is produced by the proposed synthetic process.
- 10 Compound A is used in the treatment of hepatitis C (HCV). This disease primarily affects the liver and the infection is often asymptomatic but the chronic infection can ultimately lead to cirrhosis which in some cases may develop liver failure, liver cancer or life threatening esophageal and gastric varices. Consequently, it would be a significant contribution to the art to provide novel forms of compound A and pharmaceutically acceptable salts thereof, having advantageous properties,
- 15 and methods of preparation, pharmaceutical formulations, and methods of use thereof.

### Objects of the invention

An object of the present invention is to provide various polymorphic forms of compound A and

20 pharmaceutically acceptable salts thereof.

A further object of the present invention is to provide a polymorphic form of compound A and a polymorphic form of compound B.

25 Another object of the present invention is to provide processes for the preparation of novel polymorphic forms of compound A (and pharmaceutically acceptable salts thereof) and compound B.

Yet another object of the invention is to provide a pharmaceutical composition comprising a therapeutically effective amount of novel forms of compound A and pharmaceutically acceptable salts thereof.

- 5 Yet another object of the invention is to provide a method of treatment of diseases or symptoms of HCV, wherein novel forms of compound A and pharmaceutically acceptable salts thereof, are useful.

### Summary of the Invention

10

In one aspect, the present invention provides methyl((1S)-1-(((2S)-2-(5-(4'-(2-((2S)-1-((2S)-2-((methoxycarbonyl)amino)-3-methylbutanoyl)-2-pyrrolidinyl)-1H-imidazol-5-yl)-4-biphenyl)-1H-imidazol-2-yl)-1-pyrrolidinyl) carbonyl)-2-methylpropyl) carbamate in an amorphous form.

- 15 In another aspect, the present invention provides a novel amorphous polymorphic form of compound A (daclatasvir) and a novel amorphous pharmaceutically acceptable dihydrochloride salt thereof (compound B). These novel forms may exhibit enhanced solubility in water, permeability, bioavailability and may be suitable for bulk handling and formulating into a formulation.

20

In another aspect, the present invention provides an amorphous form of compound A designated as "Form A". Form A may be characterized by its powder X-ray diffraction pattern, as shown in Figure 1. Further Form A may be at least (or more than) about 50%, 75%, 90%, 95%, 96%, 97%, 98%, 99 or 100% amorphous, based on the total weight of the compound. Preferably Form A is  
25 wholly amorphous, that is about 100% amorphous. Alternatively, Form A is preferably at least about 90-99% amorphous or about 95-99% amorphous, preferably about 90%, 91%, 92%, 93%, 94%, 95%, 96%, 97%, 98%, 99% amorphous.

According to another aspect of the present invention, there is provided an amorphous form of  
30 compound B designated as "Form C". Form C may be characterized by its powder X-ray diffraction pattern, as shown in Figure 2. Form C may be at least about 50%, 75%, 90%, 95%, 96%, 97%, 98%, 99% or 100% amorphous, based on the total weight of the compound. Preferably Form C is wholly amorphous, that is about 100% amorphous. Alternatively, Form C is preferably at least

about 90-99% amorphous or about 95-99% amorphous, preferably about 90%, 91%, 92%, 93%, 94%, 95%, 96%, 97%, 98%, 99% amorphous.

In another aspect, the invention provides processes for preparing these novel forms. These 5 processes may result in the novel forms having high purity (HPLC purity). For example the high purity may be above about 99.0%, 99.1%, 99.2%, 99.3%, 99.4% and preferably above about 99.5% purity, for example about 99.5%, 99.6%, 99.7%, 99.8%, 99.9% or 100% purity. These processes may also result in the novel forms having high yield.

10 In another aspect, the present invention provides processes for preparing amorphous methyl((1S)-1-(((2S)-2-(5-(4'-(2-((2S)-1-((2S)-2-((methoxycarbonyl)amino)-3-methylbutanoyl)-2-pyrrolidinyl)-1H-imidazol-5-yl)-4-biphenyl)-1H-imidazol-2-yl)-1-pyrrolidinyl) carbonyl)-2-methylpropyl) carbamate free base.

15 In a further aspect, the present invention provides processes for amorphous methyl((1S)-1-(((2S)-2-(5-(4'-(2-((2S)-1-((2S)-2-((methoxycarbonyl)amino)-3-methylbutanoyl)-2-pyrrolidinyl)-1H-imidazol-5-yl)-4-biphenyl)-1H-imidazol-2-yl)-1-pyrrolidinyl) carbonyl)-2-methylpropyl) carbamate dihydrochloride.

20 The advantages of the processes of the present invention include simplicity of manufacturing (which is also industrially advantageous), eco-friendliness, cost effectiveness and suitability for commercial use. Further they advantageously provide highly pure compound A and compound B, both in high yields.

25 In another aspect, the present invention further provides processes for inter-conversion of amorphous forms to crystalline forms and inter-conversion of crystalline forms.

In another aspect, the present invention provides a pharmaceutical composition comprising methyl((1S)-1-(((2S)-2-(5-(4'-(2-((2S)-1-((2S)-2-((methoxycarbonyl)amino)-3-methylbutanoyl)-2-  
30 pyrrolidinyl)-1H-imidazol-5-yl)-4-biphenyl)-1H-imidazol-2-yl)-1-pyrrolidinyl) carbonyl)-2-methylpropyl) carbamate in an amorphous form.

In another aspect, the present invention also provides methods for preparing a pharmaceutical composition comprising a novel form of compound A and/or a pharmaceutically acceptable salt thereof (for example compound B), together with one or more pharmaceutically acceptable excipients carriers or diluents.

5

The present invention further provides a method of treatment of diseases or symptoms of HCV wherein compound A and pharmaceutically acceptable salts thereof, are useful.

In another aspect, the present invention provides therapeutic uses and therapeutic methods of  
10 treatment employing the compositions comprising amorphous daclatasvir (Form A) and/or amorphous daclatasvir dihydrochloride (Form C).

#### **Brief Description of Accompanying Drawings**

15 Figure 1 is the X-ray powder diffractogram (XRPD) of amorphous Form A of compound A.

Figure 2 is the X-ray powder diffractogram (XRPD) of amorphous Form C of compound B.

Figure 3 is the X-ray powder diffractogram (XRPD) of crystalline Form N-2 of compound B.

20

Figure 4 is the Fourier Transform Infrared (FTIR) spectrum of amorphous Form A of compound A.

Figure 5 is the Fourier Transform Infrared (FTIR) spectrum of amorphous Form C of compound B.

#### **25 Detailed Description**

Unless otherwise indicated, this disclosure uses definitions provided below.

"About," "approximately," and the like, when used in connection with a numerical variable,  
30 generally refers to the value of the variable and to all values of the variable that are within the experimental error (e.g., within the 95% confidence interval for the mean) or within  $\pm 10\%$  of the indicated value, whichever is greater.

"Pharmaceutically acceptable" refers to substances, which are within the scope of sound medical judgment, suitable for use in contact with the tissues of subjects without undue toxicity, irritation, allergic response, and the like, commensurate with a reasonable benefit/risk ratio, and effective for their intended use.

5

"Treating" refers to reversing, alleviating, inhibiting or slowing the progress of, or preventing a disorder or condition to which such term applies, or to preventing one or more symptoms of such disorder or condition.

10 "Treatment" refers to the act of "treating."

"Drug," "drug substance," "active pharmaceutical ingredient," and the like, refer to a compound that may be used for treating a subject in need of treatment.

15 "Excipient" or "adjuvant" refers to any component of a pharmaceutical composition that is not the drug substance.

"Drug product," "pharmaceutical dosage form," "final dosage form," and the like, refer to the combination of one or more drug substances and one or more excipients (*i.e.*, pharmaceutical  
20 composition) that is administered to a subject in need of treatment, and may be in the form of tablets, capsules, liquid suspensions, patches, and the like.

"Inert" refers to substances that may positively influence the bioavailability of the drug, but are otherwise unreactive.

25

"Amorphous" refers to any solid substance which (i) lacks order in three dimensions, or (ii) exhibits order in less than three dimensions, order only over short distances (*e.g.*, less than 10 Å), or both. Thus, amorphous substances include partially crystalline materials and crystalline mesophases with, *e.g.* one- or two-dimensional translational order (liquid crystals), orientational disorder  
30 (orientationally disordered crystals), or conformational disorder (conformationally disordered crystals). Amorphous solids may be characterized by known techniques, including X-ray powder diffraction (XRPD) crystallography, solid state nuclear magnet resonance (ssNMR) spectroscopy, differential scanning calorimetry (DSC), or some combination of these techniques. As illustrated,

below, amorphous solids give diffuse XRPD patterns (i.e., is not crystalline as determined by XRPD), typically comprised of one or two broad peaks (i.e., peaks having base widths of about  $5^\circ$   $2\theta$  or greater). Amorphous solids exhibit a characteristic amorphous halo in an XRPD pattern. An amorphous halo is a term of art which is known to refer to the characteristic broad and diffuse peak shape (made up of one or two broad peaks) distributed in a wide range  $2\theta$ . This characteristic peak shape is as a result of the lack of order in the amorphous structure and contrasts significantly to the sharp characteristic peaks of an ordered crystalline structure.

The present invention provides a novel amorphous form of compound A and a novel amorphous form of compound B, methods of preparing the novel forms of compound A and compound B and pharmaceutical compositions comprising them. The novel forms may advantageously have high purity and/or yield. For example the purity of the forms may be above about 99.0%, 99.1%, 99.2%, 99.3%, 99.4% and preferably above about 99.5% purity, for example about 99.5%, 99.6%, 99.7%, 99.8%, 99.9% or 100% purity. The advantages of the process include simplicity in manufacturing, eco-friendliness and suitability for commercial use.

As polymorphic forms are most reliably characterized primarily by peak positions in the X-ray diffractogram, the polymorphs of the present invention have been characterized by X-ray powder diffraction (XRPD) crystallography which produces a fingerprint of the particular form. In other words, each of the new polymorphic forms is differentiated by a unique X-ray powder diffraction pattern.

All the powder diffraction patterns were measured on a Rigaku Model Smart Lab and Rigaku Model Miniflex X-ray powder diffractometer with a copper-K- $\alpha$  radiation source. The XRD pattern is expressed in terms of  $2\theta$  values ( $2\theta$ ) and percentage intensity (%).

The amorphous nature of Form A of compound A has been analyzed, characterized and differentiated by X-ray powder diffraction, a technique which is known *per se*.

Preferably the amorphous Form A of compound A of the present invention is characterized by having an X-ray powder diffraction pattern as shown in Figure 1.

Preferably the amorphous Form A of compound A of the present invention is characterized by its X-ray powder diffraction pattern comprising an amorphous halo. Preferably the X-ray diffraction pattern does not comprise any sharp (or distinct) characteristic peaks.

- 5 The amorphous Form A of compound A according to (or obtained by) the present invention is substantially free (or free or essentially free) from other crystal and/or non-crystal forms of compound A, for example free from crystalline forms of compound A. "Substantially free" or "Essentially free" from other forms of compound A shall be understood to mean that the polymorph of compound A contains less than about 10%, 9%, 8%, 7%, 6% or preferably less than about 5%,  
10 of any other forms of compound A (for example crystalline forms) and preferably less than about 1% (for example less than about 0.9, 0.8, 0.7, 0.6, 0.5, 0.4, 0.3, 0.2 or 0.1%) of other impurities, water or solvates (wherein all percentages are based on the total weight of the compound). Preferably Form A is solvate free.
- 15 Those skilled in the art would recognize that Form A may be characterized by other methods including, but not limited to IR, solid state NMR and Raman spectroscopy.

The amorphous form A of compound A of the present invention was further characterized by IR spectroscopy. This was carried out on a Bruker Model: Alpha Fourier Transform Infrared (FTIR)  
20 Spectrometer.

Accordingly, the amorphous form A of compound A of the present invention can be characterized as having a FTIR spectrum as shown in Figure 4.

- 25 All the polymorphs obtained in the present invention are stable, highly pure and have low amounts of residual solvents (in other words, conforming with the ICH limit for residual solvents).

In one aspect, the present invention provides a stable amorphous polymorph of compound A which is hereinafter designated as 'Form A' which is substantially non-hygroscopic (or non-hygroscopic)  
30 and has good flow characteristics. In particular, the Form A of compound A may exhibit advantageous intrinsic dissolution.

Pharmaceutical compositions according to the present invention comprise amorphous Form A of Compound A as an active ingredient, together with one or more pharmaceutically acceptable carriers, excipients or diluents

In another aspect, the present invention provides a process for preparing the novel Form A of compound A. Preferably, Form A is solvate-free. The process also produces amorphous Form A of compound A with high yield and purity.

In another aspect, the present invention provides a process for the preparation of amorphous Form A of compound A. The compound A used in preparing the polymorph may be obtained by methods described in the prior art which are herein incorporated by reference in their entirety. The compound A used as a starting material can be in any form, e.g. it can be in a reaction solution, suspension, crude or in anhydrous, hydrated or solvated form. Thus, one advantage of using amorphous Form A is that it may be prepared without having to purify the starting material.

Amorphous Form A may be prepared by a process (method A1) comprising the steps of:

- i. condensing N-methoxy carbonyl-L-valine [MOC-L-Valine] with 5,5'-(4,4'-biphenyldiyl)bis(2-((2S)-2-pyrrolidinyl)-1H-Imidazole.Hydrochloride [DCV imidazole HCl] using a condensing reagent or mixture of condensing reagents thereof in a suitable inert organic solvent in a suitable base at a suitable temperature,
- ii. adding a first solvent,
- iii. separating the organic layer or filtering the solid, for example by washing with NaCl and NaOH solutions
- iv. optionally filtering, preferably over hyflo (Celite<sup>®</sup> Analytical Filter Aid), and optionally washing with the first solvent
- v. optionally drying, preferably over a drying agent,
- vi. optionally concentrating, preferably under vacuum,
- vii. optionally stripping off with a second solvent, or dissolving in a second solvent (in other words removing the first solvent/removing the first solvent and replacing with a second solvent),
- viii. isolating the precipitated amorphous Form A of compound A and,
- ix. drying the precipitated amorphous Form A.

Amorphous Form A may also be prepared by a process (method A2) comprising the steps of:

- i. dissolving compound A of any form, or in a mixture of any forms, in a first solvent, and optionally heating while stirring at a temperature ranging from about 30-90°C (preferably about 40-80 °C, about 50-70 °C, more preferably about 60 °C), followed by cooling, preferably to room temperature,
- 5 ii. optionally filtering, preferably over hyflo,
- iii. optionally drying, preferably over a drying agent,
- iv. optionally concentrating, preferably under vacuum,
- v. optionally adding a second solvent (stripping off with second solvent, or dissolving in second solvent),
- 10 vi. isolating the precipitated amorphous Form A of compound A and,
- vii. drying the precipitated amorphous Form A.

Amorphous Form A may also be prepared by a process (method A3) comprising the steps of:

- i. dissolving compound A of any form, or in a mixture of any forms, in a first solvent , and  
15 optionally heating while stirring at a temperature ranging from about 30-90°C (preferably about 40-80 °C, about 50-70 °C, more preferably about 60 °C), followed by cooling, preferably to room temperature
- ii. optionally filtering, preferably over hyflo,
- iii. optionally drying, preferably over a drying agent,
- 20 iv. adding a second solvent,
- v. isolating the precipitated amorphous Form A of compound A and,
- vi. drying the precipitated amorphous Form A.

Amorphous Form A may also be prepared by a process (method A4) comprising the steps of:

- 25 i. dissolving compound B of any form, or in a mixture of any forms, in a first solvent,
- ii. adjusting the pH of the reaction mass using a base
- iii. extracting the reaction mass with a first solvent (this first solvent can be the same or different to the first solvent solvent used in step (i) of this process)
- iv. optionally drying, preferably over a drying agent
- 30 v. distilling the obtained organic layer, preferably under reduced pressure
- vi. optionally adding a second solvent (in other words stripping off with a second solvent, or dissolving in a second solvent)
- vii. optionally isolating the precipitated amorphous Form A of compound A and,

viii. drying the precipitated amorphous Form A.

Amorphous Form A may also be prepared by a process (method A5) comprising the steps of:

- 5 i. condensing MOC-L-Valine with DCV imidazole HCl using a condensing reagent or mixture of condensing reagents thereof in a suitable inert organic solvent in a suitable base at a suitable temperature,
- ii. quenching the reaction mass, preferably in NaOH solution,
- 10 iii. stirring, preferably for about 15 minutes to 1 hour, preferably for about 15-45 minutes, preferably for about 30 minutes at a suitable temperature, such as about 15-50°C, preferably about 25-30°C,
- iv. isolating the precipitated amorphous Form A of compound A,
- v. drying the precipitated amorphous Form A.

The obtained compound A (obtained from any of the processes above) may further be purified 15 using a first solvent or a second solvent or a mixture thereof (these solvents preferably are the same as those used in the processes above).

The first solvent that can be used for dissolution in these above preparations include water; alcohols comprising methanol, ethanol, isopropanol, N-butanol; ketones comprising acetone, 20 methyl ethyl ketone; chloroalkanes, comprising dichloromethane (MDC); alkyl alkanoates comprising methyl acetate, ethyl acetate, butyl acetate, isopropyl acetate and a mixture thereof. Preferably the first solvent is water, an alcohol, a ketone, a chloroalkane, an alkyl alkanoate or any combination thereof. More preferably the solvent is water, an alcohol or alkyl alkanoate or any combination thereof. Most preferably, the first solvent is ethyl acetate, isopropyl acetate, methanol 25 or water or any combination thereof.

The second solvent used may be an anti solvent wherein the anti solvent is selected from water, alcohols comprising methanol, ethanol, isopropanol, N-butanol; dialkyl ethers comprising diisopropyl ether, methyl t-butylether; aromatic hydrocarbons comprising toluene, xylene, and 30 aromatic chlorohydrocarbons comprising chlorobenzene, 1,2-dichlorobenzene, dichloromethane (MDC); hydrocarbons comprising n-pentane, n-hexane, n-heptane, cyclopentane, cyclohexane and a mixture thereof. Preferably, the second solvent is water, an alcohol, a dialkyl ether, an aromatic

hydrocarbon, an aromatic chlorohydrocarbon, a hydrocarbon or any combination thereof. More preferably, the second solvent is n-heptane or water.

A suitable condensing reagent for use in a process according to the present invention can be selected from the group comprising of phenylsilane, 1,1'-carbonyldiimidazole (CDI), benzotriazol-1-yl oxytris (dimethylamino) phosphonium hexafluorophosphate (BOP), 1-hydroxy benzotriazole hydrate (HOBt), PyBOP (Analog of the BOP), 1,3-dicyclohexylcarbodiimide (DCC), N-Ethyl-N'-(3-dimethylaminopropyl)carbodiimide hydrochloride (EDC HCl), (1-[Bis(dimethyl amino)methylene]-1H-1,2,3-triazolo[4,5-b]pyridinium 3-oxid hexafluoro phosphate) (HATU), chloroformates such as ethyl chloroformate or isobutyl chloroformate. These agents act in situ as activating reagents and convert the carboxylic acids to more reactive intermediates. Alternatively, phenylsilane, SOCl<sub>2</sub>, POCl<sub>3</sub> and PCl<sub>3</sub> can act as an in situ carboxylic acid activating agents, and can be effectively used as a coupling reagent to prepare carboxamides. Preferably the condensing agent(s) is HOBt and/or EDC.HCl.

15

By "inert organic solvent" is meant an organic solvent, which under the reaction conditions of a process according to the present invention, does not react with either the reactants or the products. A suitable inert organic solvent for use in a process according to the present invention can be selected from the group consisting of dimethylformamide (DMF), dimethylacetamide (DMA), dimethyl sulfoxide (DMSO), N-methyl pyrrolidone (NMP), sulfolane, diglyme, 1,4-dioxane, tetrahydrofuran (THF), acetonitrile, acetone, dichloromethane (MDC), toluene, xylene and any combination thereof and other inert organic solvents known in the art. Preferably the "inert organic solvent" is acetonitrile or DMF.

25 A suitable base to be used in a process of the present invention may be an organic base and/or an inorganic base. Preferably the organic base is an aliphatic or aromatic organic base and preferably the inorganic base is an alkali metal carbonate, alkali metal alkoxide or alkali metal hydroxide inorganic base and any combination thereof.

30 Suitable organic bases can be selected from the group comprising of aliphatic or aromatic bases and can be selected from, but not limited to triethyl amine, diisopropyl amine, diisopropyl ethyl amine (Hunig's base), pyridine, picoline, diethyl amine, piperidine and any combination thereof. Preferably the organic base is diisopropyl ethyl amine.

Suitable inorganic bases can be selected from the group comprising of ammonia, alkali metal carbonates, such as cesium carbonate, sodium carbonate, sodium bicarbonate, potassium carbonate; alkali metal alkoxide such as sodium methoxide, sodium ethoxide, potassium tertiary butoxide; alkali metal hydroxides such as sodium hydroxide, potassium hydroxide and any combination thereof.

The base used for adjusting the pH in method A4 above is preferably an inorganic base as mentioned above, preferably ammonia. The pH would also preferably be adjusted to between about 6 and 9, preferably about 7.5.

The condensation is suitably carried out at a temperature ranging from about 5°C to the boiling point of the reaction mass until no starting material is detectable. Preferably, the temperature is about 5 to 30°C, preferably about 20 to 30 °C or about 10 to 15 °C. Preferably, the condensing is carried out under a nitrogen atmosphere.

The drying agents that can be used for the removal of water include but are not limited to anhydrous sodium sulphate, anhydrous magnesium sulphate, anhydrous zinc chloride and anhydrous calcium chloride. Preferably, the drying agent is anhydrous sodium sulphate.

20

The isolation may be carried out by filtering, decanting or centrifuging.

The final drying step of the processes described above is preferably carried out at a temperature ranging from about 30 to 80°C preferably from about 30 to 60°C, about 25 to 55°C, more preferably about 40 to 45°C or about 35 to 40 °C, typically for a period of time ranging from about 2 to 30 hours, preferably 4 to 20 hours. Further, the final drying step is preferably carried under reduced pressure, for example in a vacuum.

Alternatively, amorphous Form A may be prepared from crystalline compound A (or suitable precursor) by methods that involve rapid removal of a solvent from a mixture or cooling a molten sample. Such methods include, but are not limited to rotational evaporation, vacuum drying, melt congealing, melt extrusion, spray drying, spray coating, lyophilization, and other methods. Spray drying and spray coating both involve dissolving compound A in a compatible solvent as described

30

above to form a solution. A compatible solvent is any liquid which will dissolve compound A, atomizing the resulting solution, and evaporating the solvent to form drug substance comprised of amorphous Form A. Additional processing, such as tray-drying, may be required to meet ICH residual solvent levels.

- 5 Amorphous Form A may also be made by spray coating or layering amorphous Form A onto a core. Spray coating includes dissolving crystalline compound A in a compatible solvent as described above to form a solution and atomizing the resulting solution into droplets which are sprayed onto a core.
- 10 The core may be pharmaceutically inert and is mainly intended for carrying the layer or layers of amorphous Form A. The core may be a solid particle or may comprise a disintegrating agent. Examples of core materials are non-pareil seeds, sugar beads, wax beads, glass beads, lactose, microcrystalline cellulose, polymer beads, starch, colloidal silica, etc. Alternatively, the core may be a dosage form such as a tablet, pill, multiparticulate or capsule, which may contain compound A or
- 15 a different drug. Spray coating amorphous Form A onto the dosage form may be useful for a combination therapy of compound A along with another drug.

Lyophilization or freeze drying also involves dissolving compound A in a compatible solvent as described above, and includes rapidly freezing the solution to form amorphous Form A and

20 removing the solvent via sublimation (typically under vacuum) and desorption. For more detailed description of lyophilization, see Georg-Wilhelm Oetjen, "Freeze-Drying," *Ullmann's Encyclopedia of Industrial Chemistry* (2004).

Alternatively, amorphous Form A may be prepared using any pharmaceutically acceptable form of

25 Compound A, including its free base and its pharmaceutically acceptable complexes, salts, solvates, and hydrates.

For each of these methods, the fraction of drug substance of Form A that is amorphous is in the range of about 50% w/w to about 100% w/w, 75% w/w to about 100% w/w, 90% w/w to about

30 100% w/w, or about 95% w/w to about 100% w/w, based on the total mass of compound A. Ideally, the fraction of compound A that is amorphous is in the range of about 99% w/w to about 100% w/w, based on the total mass of compound A.

The amorphous Form A of compound A according to (or obtained by) the present invention is substantially free (or free or essentially free) from other crystal and/or non-crystal forms of compound A, for example free from crystalline forms of compound A. "Substantially free" or "Essentially free" from other forms (polymorphs) of compound A shall be understood to mean that 5 the polymorph of compound A contains less than about 10%, 9%, 8%, 7%, 6% or preferably less than about 5%, of any other forms of compound A (for example crystalline forms) and preferably less than about 1% (for example less than about 0.9, 0.8, 0.7, 0.6, 0.5, 0.4, 0.3, 0.2 or 0.1%) of other impurities, water or solvates (wherein all percentages are based on the total weight of the compound). Preferably Form A is solvate free.

10

Form A of compound A obtained by any of the processes described herein may further be purified using the first solvent or the second solvent or a mixture thereof.

The process of the invention may be used as a method for purifying any form of compound A, as 15 well as for the preparation of the new polymorphic forms or pharmaceutically acceptable salts thereof of compound A or compound B.

Thus, another aspect of the present invention is directed to the use of amorphous Form A of compound A, as a starting material for the preparation of the crystalline, hydrate or anhydrous 20 compound A or compound B.

The pharmaceutically acceptable salts can be prepared during the final isolation and purification of the compounds or separately by reacting a suitable nitrogen atom with a suitable acid. Useful salts may include acid addition salts (including di-acids) including but not limited to nontoxic salts 25 derived from inorganic acids such as hydrochloric acid, nitric acid, phosphoric acid, sulfuric acid, hydrobromic acid, hydroiodic acid, hydrofluoric acid, and phosphorous acids, dihydrobromide, dihydrochloride, dihydroiodide, as well as nontoxic salts derived from organic acids, such as but not limited to aliphatic mono- and dicarboxylic acids, phenyl-substituted alkanolic acids, hydroxy alkanolic acids, alkanedioic acids, aromatic acids, aliphatic and aromatic sulfonic acids, etc. Such 30 salts include acetate, adipate, alginate, aspartate, benzoate, besylate, bicarbonate, bisulfate, butyrate, borate, carbonate, camsylate, citrate, cyclamate, camphorate, digluconate, edisylate, esylate, formate, fumarate, gluceptate, gluconate, glucuronate, glycerophosphate, fonnate, fumarate, hexafluorophosphate, hemisulfate, hibenzate, hydrochloride, hydrobromide, hydroiodide,

heptanoate, hexanoate, 2-hydroxyethanesulfonate, isethionate, lactate, malate, maleate, malonate, mesylate, methylsulfate, mesitylenesulfonate, naphthylate, 2-napsylate, nicotinate, nitrate, orotate, oxalate, palmitate, pamoate, palmoate, pectinate, persulfate, phosphate, 3-phenylpropionate, picrate, pivalate, propionate, hydrogen phosphate, dihydrogen phosphate, 5 pyroglutamate, saccharate, stearate, sulfate, succinate, tannate, tartrate, tosylate, trichloroacetate, trifluoroacetate, para-toluenesulfonate, undecanoate and xinofoate salts.

In still another aspect, the present invention provides a stable amorphous polymorphic form of compound B which is hereinafter designated as 'Form C' which is substantially non-hygroscopic (or 10 non-hygroscopic) and has good flow characteristics. In particular, the amorphous Form C of compound B has comparable intrinsic dissolution, when compared to prior art forms of compound B (e.g. form N-2 of compound B).

The following data illustrates the intrinsic dissolution of daclatasvir dihydrochloride form N-2 when 15 compared to amorphous Form C of the present invention (i.e. amorphous Form C of daclatasvir dihydrochloride).

Table 1:

Time in minutes	% Release of Form N-2 daclatasvir dihydrochloride (Form N-2 of compound B)	% Release of Amorphous form of daclatasvir dihydrochloride (Form C of compound B of the present invention)
5	15	14
15	60	60
30	77	74
60	82	81
120	84	82
240	86	84
360	87	82
480	85	80
600	86	80
720	86	80

Table 1 Experimental conditions:

Dissolution medium: 0.1 N HCl

Temperature: 37±0.5°C

5 Rotation speed: 50 rpm

Table 2:

Time in minutes	% Release of Form N-2 daclatasvir dihydrochloride	% Release of Amorphous form of daclatasvir dihydrochloride (Form C of compound B of the present invention)
5	55	55
15	92	88
30	100	99
60	102	101
120	103	103
240	103	102
360	101	97
480	107	102
600	103	103
720	103	99

Table 2 Experimental conditions:

10 Dissolution medium: 50mM potassium phosphate buffer at pH 8.6 with 0.75% brij 35

Temperature: 37±0.5°C

Rotation speed: 75 rpm

The above data indicates that the intrinsic dissolution of both form N-2 and the amorphous Form C

15 of the present invention are comparable.

The amorphous Form C of compound B of the present invention (daclatasvir dihydrochloride) preferably exhibits bulk density in the range of about 0.5 – 0.6 g/ml and preferably tapped density in the range of about 0.7 – 0.8 g/ml.

- 5 In comparison, the N-2 form of daclatasvir dihydrochloride (Form N-2 of compound B) exhibits bulk density in the range of 0.3 – 0.4 g/ml and tapped density in the range of 0.4 – 0.5 g/ml.

These higher densities of amorphous Form C daclatasvir dihydrochloride of the present invention are advantageous in the formulation of Form C, especially in a tablet formulation. For example,  
10 Form C's higher density will give rise to a more compressible formulation (i.e. better compressibility). As such, Form C of the present invention is able to provide comparable dissolution characteristics but with the advantage of the Form C being more suitable for pharmaceutical formulation.

- 15 Accordingly, it is preferred that the Form C of the present invention is characterized by a bulk density in the range of about 0.5 – 0.6 g/ml. Further it is preferred that the Form C of the present invention is characterized by a tapped density in the range of about 0.7 – 0.8 g/ml.

The amorphous nature of Form C of compound B has been analyzed, characterized and  
20 differentiated by X-ray powder diffraction, a technique which is known *per se*.

Preferably, the amorphous Form C of compound B of the present invention is characterized by having an X-ray powder diffraction spectrum as shown in Figure 2.

- 25 Preferably, the amorphous Form C of compound B of the present invention is characterized by its X-ray diffraction pattern comprising an amorphous halo. Preferably, its X-ray diffraction pattern does not comprise any sharp (or distinct) characteristic peaks.

The amorphous Form C of compound B according to (or obtained by) the present invention is  
30 substantially free (or free or essentially free) from other crystal and non-crystal forms of compound B, for example free from crystalline forms of compound B. "Substantially free from other forms of compound B" or "Essentially free from other forms of compound B" shall be understood to mean that the polymorph of compound B contains less than about 10 %, 9%, 8%, 7%, 6% or preferably

less than about 5%, of any other forms of compound B (for example crystalline forms) and preferably less than about 1% of other impurities, water or solvates.

Those skilled in the art would recognize that amorphous Form C may be characterized by other  
5 methods including, but not limited to IR, solid state NMR and Raman spectroscopy.

The amorphous Form C of compound B of the present invention was further characterized by IR spectroscopy. This was carried out on a Bruker Model: Alpha Fourier Transform Infrared (FTIR) Spectrometer.

10

Accordingly, the amorphous Form C of compound B of the present invention can be characterized as having a FTIR spectrum as shown in Figure 5.

Pharmaceutical compositions according to the present invention comprise amorphous Form C of  
15 Compound B as an active ingredient together with one or more pharmaceutically acceptable carriers, excipients or diluents

In another aspect, the present invention provides a process for preparing the novel amorphous Form C of compound B. Preferably, Form C of compound B is solvate-free.

20

The process produces amorphous Form C of compound B with high yield and purity.

Amorphous Form C may be prepared by a process (method C1) comprising the steps of:

- 25 i. condensing MOC-L-Valine with DCV imidazole HCl using condensing reagent or mixture of condensing reagents thereof, preferably in a suitable inert organic solvent in a suitable base at a suitable temperature,
- ii. adding a first solvent,
- iii. separating the organic layer, for example by washing with NaCl and NaOH solutions
- iv. optionally filtering, preferably over hyflo, and optionally washing with the first solvent, the  
30 distilled filtrate then optionally being distilled under reduced pressure
- v. optionally drying, preferably over a drying agent,
- vi. treating with HCl at a suitable temperature, preferably ranging from about -5°C to about 40°C

- vii. stirring for a suitable amount of time, preferably about 30 minutes to about 5 hours at a temperature of about -5°C to about 40°C,
- viii. isolating the precipitated amorphous Form C of compound B, preferably washed with a suitable solvent such as ethyl acetate and,
- 5 ix. drying the precipitated amorphous Form C.

Amorphous Form C may also be prepared by a process (method C2) comprising the steps of:

- i. dissolving compound A of any form, or in a mixture of any forms, in a first solvent, preferably under an inert atmosphere,
- 10 ii. treating with HCl at a suitable temperature, preferably ranging from about -5°C to about 40°C,
- iii. stirring for a suitable amount of time, preferably about 30 minutes to about 5 hours at a temperature of about -5°C to about 40°C, preferably at about room temperature
- iv. isolating the precipitated amorphous Form C of compound B, preferably washed with a
- 15 suitable solvent such as ethyl acetate and,
- v. drying the precipitated amorphous Form C.

Amorphous Form C may also be prepared by a process (method C3) comprising the steps of:

- i. dissolving crystalline compound B of N-2 or N-1 form or any form or in a mixture of any
- 20 forms, in a first solvent, preferably at a suitable temperature, such as about 50-70°C,
- ii. adding a second solvent,
- iii. stirring for a prolonged time period, preferably for about 30 minutes to 4 hours, preferably about 1 to 2 hours
- iv. isolating the precipitated amorphous Form C of compound B, preferably washing with a
- 25 suitable solvent such as ethyl acetate and,
- v. drying the precipitated amorphous Form C.

Amorphous Form C may also be prepared by a process (method C4) comprising the steps of:

- i. dissolving crystalline compound B of N-2 or N-1 form or any form or in a mixture of any
- 30 forms, in a first solvent, and optionally adjusting the pH of the reaction mass using a base
- ii. adding a second solvent to extract the reaction mass,
- iii. optionally separating the organic layer and optionally drying, preferably with a drying agent to obtain a clear filtrate,

- iv. adding HCl to the clear filtrate
- v. isolating the precipitated amorphous Form C of compound B, preferably washing with a suitable solvent such as ethyl acetate and,
- vi. drying the precipitated amorphous Form C.

5

The first solvent that can be used for dissolution in these preparations include water; alcohols comprising methanol, ethanol, isopropanol, N-butanol; ketones comprising acetone, methyl ethyl ketone; chloroalkanes, comprising dichloromethane (MDC); alkyl alkanoates comprising methyl acetate, ethyl acetate, butyl acetate, isopropyl acetate and a mixture thereof. Preferably the first  
10 solvent is an alcohol, a ketone, a chloroalkane, an alkyl alkanoate or any combination thereof. More preferably the solvent is alkyl alkanoate, an alcohol or any combination thereof. Most preferably, the first solvent is water, isopropyl acetate, ethyl acetate or methanol.

The second solvent used may be same as the first solvent or an anti solvent wherein the anti  
15 solvent is selected from esters such as ethyl acetate or isopropyl acetate, dialkyl ethers comprising diisopropyl ether, methyl t-butylether; aromatic hydrocarbons comprising toluene, xylene, and aromatic chlorohydrocarbons comprising chlorobenzene, 1,2-dichlorobenzene, dichloromethane; hydrocarbons comprising n-pentane, n-hexane, n-heptane, cyclopentane, cyclohexane and a mixture thereof. Preferably the second solvent is the same as the first solvent or is a dialkyl ether,  
20 an aromatic hydrocarbon, an ester, an aromatic chlorohydrocarbon, a hydrocarbon or any combination thereof. More preferably, the second solvent is ethyl acetate.

A suitable condensing reagent for use in a process according to the present invention can be selected from the group comprising of phenylsilane, 1,1'-carbonyldiimidazole (CDI), benzotriazol-1-  
25 yloxytris (dimethylamino) phosphonium hexafluorophosphate (BOP), 1-hydroxy benzotriazole hydrate (HOBt), PyBOP (Analog of the BOP), 1,3-dicyclohexylcarbodiimide (DCC), N-Ethyl-N'-(3-dimethylaminopropyl)carbodiimide hydrochloride (EDC HCl), (1-[Bis(dimethyl amino) methylene]-1H-1,2,3-triazolo[4,5-b]pyridinium 3-oxid hexafluoro phosphate) (HATU), chloroformates such as ethyl chloroformate or isobutyl chloroformate. These agents act in situ as activating reagents and  
30 convert the carboxylic acids to more reactive intermediates. Alternatively, phenylsilane, SOCl<sub>2</sub>, POCl<sub>3</sub> and PCl<sub>3</sub> can act as an in situ carboxylic acid activating agents, and can be effectively used as a coupling reagent to prepare carboxamides. Preferably the condensing agent is HOBt and/or EDC HCl.

By "inert organic solvent" is meant an organic solvent, which under the reaction conditions of a process according to the present invention, does not react with either the reactants or the products. A suitable inert organic solvent for use in a process according to the present invention  
5 can be selected from the group consisting of dimethylformamide (DMF), dimethylacetamide (DMA), dimethyl sulfoxide (DMSO), N-methyl pyrrolidone (NMP), sulfolane, diglyme, 1,4-dioxane, tetrahydrofuran (THF), acetonitrile, acetone, dichloromethane (MDC), toluene, xylene and any combination thereof and other inert organic solvents known in the art. Preferably the "inert organic solvent" is acetonitrile or DMF.

10

A suitable base to be used in a process of the present invention may be an organic base and/or an inorganic base. Preferably the organic base is an aliphatic or aromatic organic base and preferably the inorganic base is a alkali metal carbonate, alkali metal alkoxide or alkali metal hydroxide  
inorganic base and any combination thereof.

15

Suitable organic bases can be selected from the group comprising of aliphatic or aromatic bases and can be selected from, but not limited to triethyl amine, diisopropyl amine, diisopropyl ethyl amine, pyridine, picoline, diethyl amine, piperidine and any combination thereof. Preferably the organic base is diisopropyl ethyl amine.

20

Suitable inorganic bases can be selected from the group comprising of ammonia, alkali metal carbonates, such as cesium carbonate, sodium carbonate, sodium bicarbonate, potassium carbonate; alkali metal alkoxide such as sodium methoxide, sodium ethoxide, potassium tertiary butoxide; alkali metal hydroxides such as sodium hydroxide, potassium hydroxide and any  
25 combination thereof.

The base used for adjusting the pH in method C4 above would be an inorganic base as mentioned above, preferably ammonia. The pH would also preferably be adjusted to between about 6 and 9, preferably about 7.5.

30

The condensation is suitably carried out at a temperature ranging from about 5°C to the boiling point of the reaction mass until no starting material is detectable. Preferably, the temperature is

about 5 to 30°C, preferably about 20 to 30 °C or about 10 to 15 °C. Preferably, the condensing is carried out under a nitrogen atmosphere.

The drying agents that can be used for the removal of water include but not limited to anhydrous sodium sulphate, anhydrous magnesium sulphate, anhydrous zinc chloride and anhydrous calcium chloride. Preferably, the drying agent is anhydrous sodium sulphate.

The HCl may be added in the form of a solution in the first solvent or in the form of a solution in the second solvent or as a gas. Preferably the HCl is added in the form of a solution in the first or second solvent, for example ethyl acetate.

The isolation may be carried out by filtering, decanting or centrifuging.

The final drying step is preferably carried out at a temperature preferably ranging from about 30 to 80°C, preferably from about 30 to 70°C, more preferably about 45 to 65°C, typically for a period of time ranging from about 2 to 30 hours, preferably about 4 to 24 hours. Further, the final drying step is preferably carried under reduced pressure, for example in a vacuum.

For each of these methods, the fraction of drug substance (Form C) that is amorphous is in the range of about 50% w/w to about 100% w/w, 75% w/w to about 100% w/w, 90% w/w to about 100% w/w, or about 95% w/w to about 100% w/w, based on the total mass of compound B. Ideally, the fraction of compound B that is amorphous is in the range of about 99% w/w to about 100% w/w, based on the total mass of compound B.

The process of the present invention may be used as a method for purifying any form of compound B, as well as for the preparation of the new polymorphic forms of compound B or pharmaceutically acceptable salts thereof of compound A.

Thus, another aspect of the present invention is directed to the use of amorphous Form C of compound B, as a starting material for the preparation of the crystalline compound B in either anhydrous, hydrated or solvated form.

Accordingly, crystalline Form N-2 of compound B may be prepared by a process (method B1) comprising the steps of:

- i. dissolving Form C of the present invention in a polyether such as polyethylene glycol (PEG) at a suitable temperature, such as about 50-65°C
- 5 ii. cooling the reaction mass,
- iii. adding a suitable solvent, such as acetone,
- iv. isolating the precipitated crystalline Form N-2 of compound B, preferably washing with a suitable solvent such as acetone and,
- v. drying the precipitated crystalline Form N-2 of compound B.

10

Compounds A and B have been found to be effective for the treatment of chronic hepatitis C virus (HCV) infection in adults. Pharmaceutical compositions according to the present invention comprise amorphous Form A of compound A or amorphous Form C of Compound B as an active ingredient together with one or more pharmaceutically acceptable carriers, excipients or diluents.

15 Any conventional technique may be used for the preparation of pharmaceutical compositions according to the invention.

In another aspect, there is provided methyl((1S)-1-(((2S)-2-(5-(4'-(2-((2S)-1-((2S)-2-((methoxycarbonyl)amino)-3-methylbutanoyl)-2-pyrrolidinyl)-1H-imidazol-5-yl)-4-biphenyl)-1H-  
20 imidazol-2-yl)-1-pyrrolidinyl) carbonyl)-2-methylpropyl) carbamate as described herein for use in medicine.

In a further aspect, there is provided methyl((1S)-1-(((2S)-2-(5-(4'-(2-((2S)-1-((2S)-2-((methoxycarbonyl)amino)-3-methylbutanoyl)-2-pyrrolidinyl)-1H-imidazol-5-yl)-4-biphenyl)-1H-  
25 imidazol-2-yl)-1-pyrrolidinyl) carbonyl)-2-methylpropyl) carbamate as described herein for use in the treatment of the hepatitis C virus.

In a further aspect, there is provided M=methyl((1S)-1-(((2S)-2-(5-(4'-(2-((2S)-1-((2S)-2-((methoxycarbonyl)amino)-3-methylbutanoyl)-2-pyrrolidinyl)-1H-imidazol-5-yl)-4-biphenyl)-1H-  
30 imidazol-2-yl)-1-pyrrolidinyl) carbonyl)-2-methylpropyl) carbamate as described herein for use in the manufacture of a medicament for treating the hepatitis C virus.

In a further aspect, there is provided a method of treating the hepatitis C virus, comprising administering a therapeutically effective amount of methyl((1S)-1-(((2S)-2-(5-(4'-(2-((2S)-1-((2S)-2-((methoxycarbonyl)amino)-3-methylbutanoyl)-2-pyrrolidinyl)-1H-imidazol-5-yl)-4-biphenyl)-1H-imidazol-2-yl)-1-pyrrolidinyl) carbonyl)-2-methylpropyl) carbamate as described herein to a patient  
5 in need thereof.

In a further aspect, there is provided the use of methyl((1S)-1-(((2S)-2-(5-(4'-(2-((2S)-1-((2S)-2-((methoxycarbonyl)amino)-3-methylbutanoyl)-2-pyrrolidinyl)-1H-imidazol-5-yl)-4-biphenyl)-1H-imidazol-2-yl)-1-pyrrolidinyl) carbonyl)-2-methylpropyl) carbamate as described herein in the  
10 manufacture of a medicament for the treatment of the hepatitis C virus.

In a further aspect, there is provided free base of amorphous Form A of methyl((1S)-1-(((2S)-2-(5-(4'-(2-((2S)-1-((2S)-2-((methoxycarbonyl)amino)-3-methylbutanoyl)-2-pyrrolidinyl)-1H-imidazol-5-yl)-4-biphenyl)-1H-imidazol-2-yl)-1-pyrrolidinyl) carbonyl)-2-methylpropyl) carbamate prepared  
15 according to any of the processes described herein.

In a further aspect, there is provided the dihydrochloride salt of amorphous Form C of Methyl((1S)-1-(((2S)-2-(5-(4'-(2-((2S)-1-((2S)-2-((methoxycarbonyl)amino)-3-methylbutanoyl)-2-pyrrolidinyl)-1H-imidazol-5-yl)-4-biphenyl)-1H-imidazol-2-yl)-1-pyrrolidinyl) carbonyl)-2-methylpropyl) carbamate  
20 prepared according to any of the processes described herein.

In a further aspect, there is provided methyl((1S)-1-(((2S)-2-(5-(4'-(2-((2S)-1-((2S)-2-((methoxycarbonyl)amino)-3-methylbutanoyl)-2-pyrrolidinyl)-1H-imidazol-5-yl)-4-biphenyl)-1H-imidazol-2-yl)-1-pyrrolidinyl) carbonyl)-2-methylpropyl) carbamate substantially as herein described  
25 with reference to the Examples and a process substantially as herein described with reference to the examples.

The invention is further described with reference to the following examples, which set forth in detail certain aspects and embodiments of the preparation of compounds and compositions of the  
30 present invention. It will be apparent to those skilled in the art, that many modifications, both to materials and methods, can be practiced without departing from the purpose and intent of this invention. The examples that follow are not intended to limit the scope of the invention as described herein above or as claimed below.

## Examples

### Example 1 – Preparation of amorphous Form A of compound A

5

MOC-L-Valine (8 g), HOBT Monohydrate (7 g) and EDC.HCl (8.8 g) were stirred in 125 mL of acetonitrile at 10-15°C under nitrogen for 1 hour. DCV Imidazole HCl (10 g) and Hunigs base (9.5 g) were added. The reaction mass was further stirred for 2-3 hours and 60 mL of isopropyl acetate was added. The organic layer was separated and washed with 60 mL of 13 wt% aqueous NaCl solution, 2 x120 mL of 0.5 N NaOH solution containing 13 wt % aqueous NaCl solution followed by 60 mL of 13 wt% aqueous NaCl solution. The organic layer was treated with charcoal (1.5 g) and silica gel (1.5 g) for 30 minutes at room temperature. The reaction mass was filtered on hyflo, washed with isopropyl acetate. The clear filtrate was distilled under reduced pressure, stripped off with n-Heptane and dried in a vacuum oven at 40-45°C for 4 hours to obtain amorphous Form A.

15 Yield – 10.5 g

### Example 2 – Preparation of amorphous Form C of compound B

MOC-L-Valine (8 g), HOBT Monohydrate (7 g) and EDC.HCl (8.8 g) were stirred in 125 mL of acetonitrile at 10-15°C under nitrogen for 1 hour. DCV Imidazole HCl (10 g) and Hunigs base (9.5 g) were added. The reaction mass was further stirred for 2-3 hours and 60 mL of isopropyl acetate was added. The organic layer was separated and washed with 60 mL of 13 wt% aqueous NaCl solution, 2 x120 mL of 0.5 N NaOH solution containing 13 wt % aqueous NaCl solution followed by 60 mL of 13 wt% aqueous NaCl solution. The organic layer was treated with charcoal (1.5 g) and silica gel (1.5 g) for 30 minutes at room temperature. The reaction mass was filtered on hyflo, washed with isopropyl acetate. The clear filtrate was distilled under reduced pressure to 2 volumes. A 15 mL solution of hydrochloric acid in ethyl acetate was added slowly. The reaction mass was cooled to room temperature and further stirred for 1 hour. The solid was isolated by filtration, washed with ethyl acetate and dried in a vacuum oven at 65°C for 24 hours to obtain amorphous Form C.

30

Yield – 10.5 g

**Example 3 – Preparation of amorphous Form A of compound A in MeOH-water**

Compound A (1 g) was dissolved in 3 mL of methanol by heating the mixture under stirring at 60°. The solution was cooled to room temperature, 20 mL water was added and stirred for 1 hour. The solid was isolated by filtration, washed with water and dried in a vacuum oven at 45°C for 15 hours to obtain amorphous Form A.

Yield – 0.5 g

**Example 4 – Preparation of amorphous Form C of compound B from compound A**

10

Compound A (10 g) was dissolved under inert atmosphere in 120 mL of ethyl acetate at 35-40°C. 15 mL of hydrochloric acid solution in ethyl acetate was added slowly. The reaction mass was cooled to room temperature and further stirred for 1 hour. The solid was isolated by filtration, washed with ethyl acetate and dried in a vacuum oven at 65°C for 24 hours to obtain amorphous Form C.

15

Yield – 9.5 g

**Example 5 – Preparation of amorphous Form A of compound A from compound B**

20 Compound B (1g) was dissolved in 20 mL of water at room temperature. The pH of the reaction mass adjusted to 7.5 with ammonia. The reaction mass was extracted with 15 mL of ethyl acetate. The organic layer was separated, washed with water, dried on sodium sulfate. The clear filtrate was distilled under reduced pressure, stripped off with n-Heptane and dried in a vacuum oven at 40-45°C for 4 hours to obtain amorphous Form A.

25 Yield – 0.5 g

**Example 6 – Preparation of amorphous Form C of compound B from crystalline Form N-2 of compound B**

30 Form N-2 of Compound B (1.0 g) was dissolved in 3 mL of methanol at 60°C. The reaction mass was cooled to 30-35°C, 15 mL of ethyl acetate was added and the reaction mass was further stirred for 1 hour. The solid was isolated by filtration, washed with ethyl acetate and dried in a vacuum oven at 45°C for 15 hours to obtain amorphous Form C

Yield- 0.7 g

**Example 7 – Preparation of crystalline Form N-2 from amorphous Form C**

Amorphous Form C (1.0 g) was dissolved in 3 mL of PEG 300 by heating the mixture under stirring  
5 at 60°. The solution was cooled to room temperature, 20 mL acetone was added and stirred for 1 hour. The solid was isolated by filtration, washed with acetone and dried in a vacuum oven at 45°C for 15 hours to obtain crystalline Form N-2.

Yield – 0.5 g

**10 Example 8 – Preparation of amorphous Form C of compound B from compound B**

Compound B (1g) was dissolved in 20 mL of water at room temperature. The pH of the reaction  
mass adjusted to 7.5 with ammonia. The reaction mass was extracted with ethyl acetate. The  
organic layer was separated, washed with water, dried on sodium sulfate. To the clear filtrate was  
15 added slowly a solution of 15mL of HCl in ethyl acetate and the reaction mass was further stirred  
for 1 hour. The solid was isolated by filtration, washed with ethyl acetate and dried in a vacuum  
oven at 45°C for 15 hours to obtain amorphous Form C.

Yield – 0.5 g

**20 Example 9 – Preparation of amorphous Form A of compound A**

MOC-L-Valine (32 g), HOBT Monohydrate (28 g) and EDC.HCl (35.2 g) were stirred in 200 mL of  
dimethylformamide (DMF) at 20-30°C under nitrogen for 1 hour. DCV Imidazole HCl (40 g) and  
Hunig's base (38 g) were added. The reaction mass was maintained under Nitrogen for 2 hours.  
25 The reaction mass was quenched in 25 volumes of 2% NaOH and stirred for 30 minutes at 25-  
30°C. It was then filtered, washed with water and dried in a vacuum at 35-40 °C to obtain  
amorphous Form A.

Yield – 40 g

**CLAIMS:**

1. Methyl((1S)-1-(((2S)-2-(5-(4'-(2-((2S)-1-((2S)-2-((methoxycarbonyl)amino)-3-methylbutanoyl)-2-pyrrolidinyl)-1H-imidazol-5-yl)-4-biphenyl)-1H-imidazol-2-yl)-1-pyrrolidinyl) carbonyl)-2-methylpropyl) carbamate in an amorphous form.  
5
2. Methyl((1S)-1-(((2S)-2-(5-(4'-(2-((2S)-1-((2S)-2-((methoxycarbonyl)amino)-3-methylbutanoyl)-2-pyrrolidinyl)-1H-imidazol-5-yl)-4-biphenyl)-1H-imidazol-2-yl)-1-pyrrolidinyl) carbonyl)-2-methylpropyl) carbamate according to claim 1, further characterized in that it is in a  
10 free base form.
3. Methyl((1S)-1-(((2S)-2-(5-(4'-(2-((2S)-1-((2S)-2-((methoxycarbonyl)amino)-3-methylbutanoyl)-2-pyrrolidinyl)-1H-imidazol-5-yl)-4-biphenyl)-1H-imidazol-2-yl)-1-pyrrolidinyl) carbonyl)-2-methylpropyl) carbamate according to claim 1, further characterized in that it is in a salt  
15 form.
4. Methyl((1S)-1-(((2S)-2-(5-(4'-(2-((2S)-1-((2S)-2-((methoxycarbonyl)amino)-3-methylbutanoyl)-2-pyrrolidinyl)-1H-imidazol-5-yl)-4-biphenyl)-1H-imidazol-2-yl)-1-pyrrolidinyl) carbonyl)-2-methylpropyl) carbamate according to claim 3, wherein the salt is the dihydrochloride  
20 salt.
5. Methyl((1S)-1-(((2S)-2-(5-(4'-(2-((2S)-1-((2S)-2-((methoxycarbonyl)amino)-3-methylbutanoyl)-2-pyrrolidinyl)-1H-imidazol-5-yl)-4-biphenyl)-1H-imidazol-2-yl)-1-pyrrolidinyl) carbonyl)-2-methylpropyl) carbamate Form A according to claim 2, characterised by the XRPD  
25 pattern shown in Figure 1.
6. Methyl((1S)-1-(((2S)-2-(5-(4'-(2-((2S)-1-((2S)-2-((methoxycarbonyl)amino)-3-methylbutanoyl)-2-pyrrolidinyl)-1H-imidazol-5-yl)-4-biphenyl)-1H-imidazol-2-yl)-1-pyrrolidinyl) carbonyl)-2-methylpropyl) carbamate Form A according to claim 2 or 5, further characterised by  
30 the FTIR spectrum as shown in Figure 4.
7. Methyl((1S)-1-(((2S)-2-(5-(4'-(2-((2S)-1-((2S)-2-((methoxycarbonyl)amino)-3-methylbutanoyl)-2-pyrrolidinyl)-1H-imidazol-5-yl)-4-biphenyl)-1H-imidazol-2-yl)-1-pyrrolidinyl)

carbonyl)-2-methylpropyl) carbamate Form C according to claim 4, characterised by the XRPD pattern shown in Figure 2.

8. Methyl((1S)-1-(((2S)-2-(5-(4'-(2-((2S)-1-((2S)-2-((methoxycarbonyl)amino)-3-methylbutanoyl)-2-pyrrolidinyl)-1H-imidazol-5-yl)-4-biphenyl)-1H-imidazol-2-yl)-1-pyrrolidinyl) carbonyl)-2-methylpropyl) carbamate Form C according to claim 4 or 7, further characterised by the FTIR spectrum as shown in Figure 5.

9. Methyl((1S)-1-(((2S)-2-(5-(4'-(2-((2S)-1-((2S)-2-((methoxycarbonyl)amino)-3-methylbutanoyl)-2-pyrrolidinyl)-1H-imidazol-5-yl)-4-biphenyl)-1H-imidazol-2-yl)-1-pyrrolidinyl) carbonyl)-2-methylpropyl) carbamate according to any preceding claim, characterized by an XRPD pattern comprising an amorphous halo.

10. Methyl((1S)-1-(((2S)-2-(5-(4'-(2-((2S)-1-((2S)-2-((methoxycarbonyl)amino)-3-methylbutanoyl)-2-pyrrolidinyl)-1H-imidazol-5-yl)-4-biphenyl)-1H-imidazol-2-yl)-1-pyrrolidinyl) carbonyl)-2-methylpropyl) carbamate according to any preceding claim, essentially free of crystalline forms of methyl((1S)-1-(((2S)-2-(5-(4'-(2-((2S)-1-((2S)-2-((methoxycarbonyl)amino)-3-methylbutanoyl)-2-pyrrolidinyl)-1H-imidazol-5-yl)-4-biphenyl)-1H-imidazol-2-yl)-1-pyrrolidinyl) carbonyl)-2-methylpropyl) carbamate or salts thereof.

11. Methyl((1S)-1-(((2S)-2-(5-(4'-(2-((2S)-1-((2S)-2-((methoxycarbonyl)amino)-3-methylbutanoyl)-2-pyrrolidinyl)-1H-imidazol-5-yl)-4-biphenyl)-1H-imidazol-2-yl)-1-pyrrolidinyl) carbonyl)-2-methylpropyl) carbamate according to any one of claims 4, 7, 8, 9 or 10, having a bulk density in the range of about 0.5 – 0.6 g/ml.

12. Methyl((1S)-1-(((2S)-2-(5-(4'-(2-((2S)-1-((2S)-2-((methoxycarbonyl)amino)-3-methylbutanoyl)-2-pyrrolidinyl)-1H-imidazol-5-yl)-4-biphenyl)-1H-imidazol-2-yl)-1-pyrrolidinyl) carbonyl)-2-methylpropyl) carbamate according to any one of claims 4, 7, 8, 9, 10 or 11, having a tapped density in the range of about 0.7 – 0.8 g/ml.

13. A pharmaceutical composition comprising methyl((1S)-1-(((2S)-2-(5-(4'-(2-((2S)-1-((2S)-2-((methoxycarbonyl)amino)-3-methylbutanoyl)-2-pyrrolidinyl)-1H-imidazol-5-yl)-4-biphenyl)-1H-

imidazol-2-yl)-1-pyrrolidinyl) carbonyl)-2-methylpropyl) carbamate as defined in any preceding claim with one or more pharmaceutically acceptable carriers, excipients or diluents.

14. Methyl((1S)-1-(((2S)-2-(5-(4'-(2-((2S)-1-((2S)-2-((methoxycarbonyl)amino)-3-methylbutanoyl)-2-pyrrolidinyl)-1H-imidazol-5-yl)-4-biphenyl)-1H-imidazol-2-yl)-1-pyrrolidinyl) carbonyl)-2-methylpropyl) carbamate according to any one of claims 1 to 12 for use in medicine.

15. Methyl((1S)-1-(((2S)-2-(5-(4'-(2-((2S)-1-((2S)-2-((methoxycarbonyl)amino)-3-methylbutanoyl)-2-pyrrolidinyl)-1H-imidazol-5-yl)-4-biphenyl)-1H-imidazol-2-yl)-1-pyrrolidinyl) carbonyl)-2-methylpropyl) carbamate according to any one of claims 1 to 12 for use in the treatment of the hepatitis C virus.

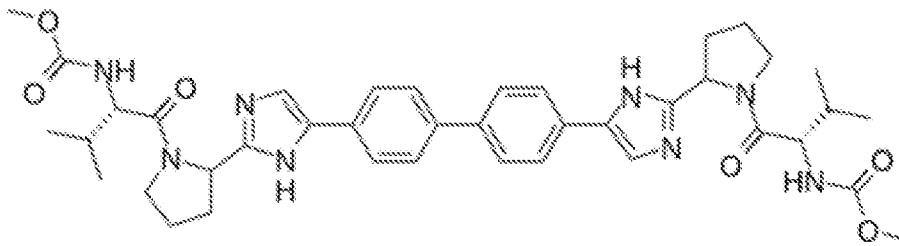
16. Methyl((1S)-1-(((2S)-2-(5-(4'-(2-((2S)-1-((2S)-2-((methoxycarbonyl)amino)-3-methylbutanoyl)-2-pyrrolidinyl)-1H-imidazol-5-yl)-4-biphenyl)-1H-imidazol-2-yl)-1-pyrrolidinyl) carbonyl)-2-methylpropyl) carbamate according to any one of claims 1 to 12, for use in the manufacture of a medicament for treating the hepatitis C virus.

17. A method of treating the hepatitis C virus, comprising administering a therapeutically effective amount of methyl((1S)-1-(((2S)-2-(5-(4'-(2-((2S)-1-((2S)-2-((methoxycarbonyl)amino)-3-methylbutanoyl)-2-pyrrolidinyl)-1H-imidazol-5-yl)-4-biphenyl)-1H-imidazol-2-yl)-1-pyrrolidinyl) carbonyl)-2-methylpropyl) carbamate according to any one of claims 1 to 12 to a patient in need thereof.

18. Use of Methyl((1S)-1-(((2S)-2-(5-(4'-(2-((2S)-1-((2S)-2-((methoxycarbonyl)amino)-3-methylbutanoyl)-2-pyrrolidinyl)-1H-imidazol-5-yl)-4-biphenyl)-1H-imidazol-2-yl)-1-pyrrolidinyl) carbonyl)-2-methylpropyl) carbamate according to any one of claims 1 to 12 in the manufacture of a medicament for the treatment of the hepatitis C virus.

19. A process for producing amorphous methyl((1S)-1-(((2S)-2-(5-(4'-(2-((2S)-1-((2S)-2-((methoxycarbonyl)amino)-3-methylbutanoyl)-2-pyrrolidinyl)-1H-imidazol-5-yl)-4-biphenyl)-1H-imidazol-2-yl)-1-pyrrolidinyl) carbonyl)-2-methylpropyl) carbamate free base as defined in any one of claims 2, 5, 6, 9 or 10 comprising :

(a) dissolving compound A in a first solvent,



Compound A

- (b) optionally adding a second solvent,
- 5 (c) isolating the precipitated amorphous form and,
- (d) drying the precipitated amorphous form.
20. The process according to claim 19, wherein compound A is prepared by condensing N-methoxy carbonyl-L-valine with 5,5'-(4,4'-biphenyldiyl)bis(2-((2S)-2-pyrrolidinyl)-1H-10 Imidazole.Hydrochloride.
21. The process according to claim 20, wherein the condensation is carried out in the presence of one or more condensing reagents, an inert organic solvent and a base.
- 15 22. A process according to any one of claims 19 to 21, wherein the first solvent comprises water; methanol, ethanol, isopropanol, N-butanol, acetone, methyl ethyl ketone; dichloromethane, methyl acetate, ethyl acetate, butyl acetate, isopropyl acetate and any combination thereof.
- 20 23. A process according to any one of claims 19 to 22, wherein the second solvent comprises an anti solvent selected from one or more of water, methanol, ethanol, isopropanol, N-butanol, diisopropyl ether, methyl t-butylether, toluene, xylene, chlorobenzene, 1,2-dichlorobenzene, dichloromethane, n-pentane, n-hexane, n-heptane, cyclopentane, cyclohexane and any combination thereof.
- 25 24. A process according to any one of claims 21 to 23, wherein the condensing reagent comprises phenylsilane, 1,1'-carbonyldiimidazole, benzotriazol-1-yloxytris, phosphonium hexafluorophosphate, 1-hydroxy benzotriazole hydrate, PyBOP, 1,3-dicyclohexylcarbodiimide, N-Ethyl-N'-(3-dimethylaminopropyl)carbodiimide hydrochloride, (1-[Bis(dimethyl amino)methylene]-

1H-1,2,3-triazolo[4,5-b]pyridinium 3-oxid hexafluoro phosphate), ethyl chloroformate or isobutyl chloroformate or any combination thereof.

25. A process according to any one of claims 21 to 24, wherein the inert organic solvent  
5 comprises dimethylformamide, dimethylacetamide, dimethyl sulfoxide, N-methyl pyrrolidone, sulfolane, diglyme, 1,4-dioxane, tetrahydrofuran, acetonitrile, acetone, dichloromethane, toluene, xylene or any combination thereof.

26. A process according to any one of claims 21 to 25, wherein the base comprises triethyl  
10 amine, diisopropyl amine, diisopropyl ethyl amine, pyridine, picoline, diethyl amine, piperidine, or any combination thereof.

27. A process according to any one of claims 21 to 25, wherein the base comprises cesium  
15 carbonate, sodium carbonate, sodium bicarbonate, potassium carbonate, sodium methoxide, sodium ethoxide, potassium tertiary butoxide, sodium hydroxide, potassium hydroxide or any combination thereof.

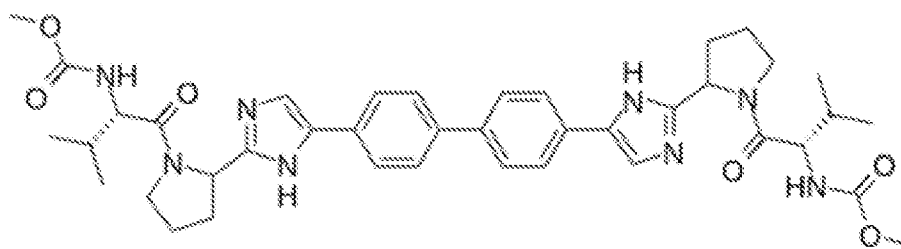
28. A process according to any one of claims 19 to 27, wherein the process comprises one or  
20 more of the following steps between steps (a) and (b) – (i) separating the organic layer or filtering the solid obtained from step (a), (ii) filtering, (iii) drying with a drying agent and/or (iv) concentrating under vacuum.

29. A process according to claim 28, wherein the drying agent comprises anhydrous sodium  
25 sulphate, anhydrous magnesium sulphate, anhydrous zinc chloride or anhydrous calcium chloride.

30. A process for producing amorphous methyl((1S)-1-(((2S)-2-(5-(4'-(2-((2S)-1-((2S)-2-  
((methoxycarbonyl)amino)-3-methylbutanoyl)-2-pyrrolidinyl)-1H-imidazol-5-yl)-4-biphenyl)-1H-  
imidazol-2-yl)-1-pyrrolidinyl) carbonyl)-2-methylpropyl) carbamate dihydrochloride as defined in  
any one of claims 3, 4, 7 to 12, comprising:

30 (a) dissolving compound A in a first solvent,

35

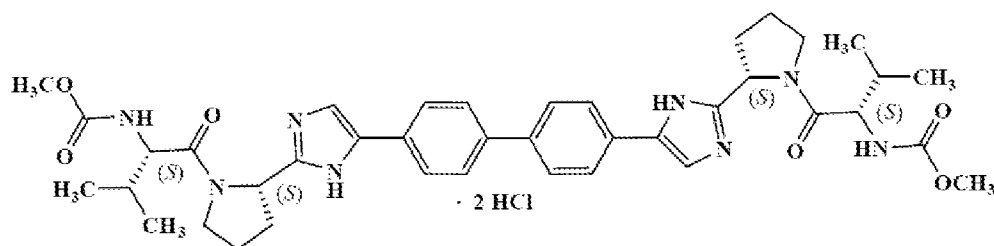


Compound A

- (b) treating with HCl,  
 5 (c) isolating the precipitated amorphous form and,  
 (d) drying the precipitated amorphous form.

31. A process for producing amorphous methyl((1S)-1-(((2S)-2-(5-(4'-(2-((2S)-1-((2S)-2-((methoxycarbonyl)amino)-3-methylbutanoyl)-2-pyrrolidiny)-1H-imidazol-5-yl)-4-biphenyly)-1H-imidazol-2-yl)-1-pyrrolidiny) carbonyl)-2-methylpropyl) carbamate dihydrochloride as defined in  
 10 any one of claims 3, 4, 7 to 12, comprising :

- (a) dissolving compound B in a first solvent,



15

Compound B

- (b) adding a second solvent,  
 (c) isolating the precipitated amorphous form and,  
 (d) drying the precipitated amorphous form.

20 32. The process according to claim 30, wherein compound A is prepared by condensing N-methoxy carbonyl-L-valine with 5,5'-(4,4'-biphenyldiyl)bis(2-((2S)-2-pyrrolidiny)-1H-imidazole.Hydrochloride.

33. The process according to claim 32, wherein the condensation is carried out in the presence of a condensing reagent, an inert organic solvent and a base.
34. A process according to any one of claims 30 to 33, wherein the first solvent comprises water, methanol, ethanol, isopropanol, N-butanol, acetone, methyl ethyl ketone; dichloromethane,  
5 methyl acetate, ethyl acetate, butyl acetate, isopropyl acetate and any combination thereof.
35. A process according to any one of claims 30, 32, 33 or 34, wherein the HCl is in the form of a solution in the first solvent or in the form of a gas.
- 10 36. A process according to claim 31 to 35, wherein the second solvent is an anti solvent comprising diisopropyl ether, methyl t-butylether, toluene, xylene, chlorobenzene, 1,2-dichlorobenzene, dichloromethane, n-pentane, n-hexane, n-heptane, cyclopentane, cyclohexane and any combination thereof.
- 15 37. A process according to any one of claims 30, 32, 33, 34 or 35, wherein the process comprises one or more of the following steps between steps (a) and (b), (i) separating the organic layer obtained from step (a), (ii) filtering, and/or (iii) drying with a drying agent.
38. A process for producing amorphous methyl((1S)-1-(((2S)-2-(5-(4'-(2-((2S)-1-((2S)-2-  
20 ((methoxycarbonyl)amino)-3-methylbutanoyl)-2-pyrrolidinyl)-1H-imidazol-5-yl)-4-biphenyl)-1H-imidazol-2-yl)-1-pyrrolidinyl) carbonyl)-2-methylpropyl) carbamate free base as defined in any one of claims 2, 5, 6, 9 or 10 comprising :
- (a) condensing MOC-L-Valine with DCV imidazole HCl,  
(b) quenching the reaction mass,  
25 (c) isolating the precipitated amorphous form,  
(d) drying the precipitated amorphous form.
39. The process according to claim 38, wherein the condensation is carried out in the presence of one or more condensing reagents, an inert organic solvent and a base.
- 30 40. A process according to claim 39, wherein the condensing reagent comprises phenylsilane, 1,1'-carbonyldiimidazole, benzotriazol-1-yloxytris, phophonium hexafluorophosphate, 1-hydroxy benzotriazole hydrate, PyBOP, 1,3-dicyclohexylcarbodiimide, N-Ethyl-N'-(3-

dimethylaminopropyl)carbodiimide hydrochloride, (1-[Bis(dimethyl amino)methylene]-1H-1,2,3-triazolo[4,5-b]pyridinium 3-oxid hexafluoro phosphate), ethyl chloroformate or isobutyl chloroformate or any combination thereof.

5 41. A process according to claim 39 or 40, wherein the inert organic solvent comprises dimethylformamide, dimethylacetamide, dimethyl sulfoxide, N-methyl pyrrolidone, sulfolane, diglyme, 1,4-dioxane, tetrahydrofuran, acetonitrile, acetone, dichloromethane, toluene, xylene or any combination thereof.

10 42. A process according to any one of claims 39 to 41, wherein the base comprises triethyl amine, diisopropyl amine, diisopropyl ethyl amine, pyridine, picoline, diethyl amine, piperidine, or any combination thereof.

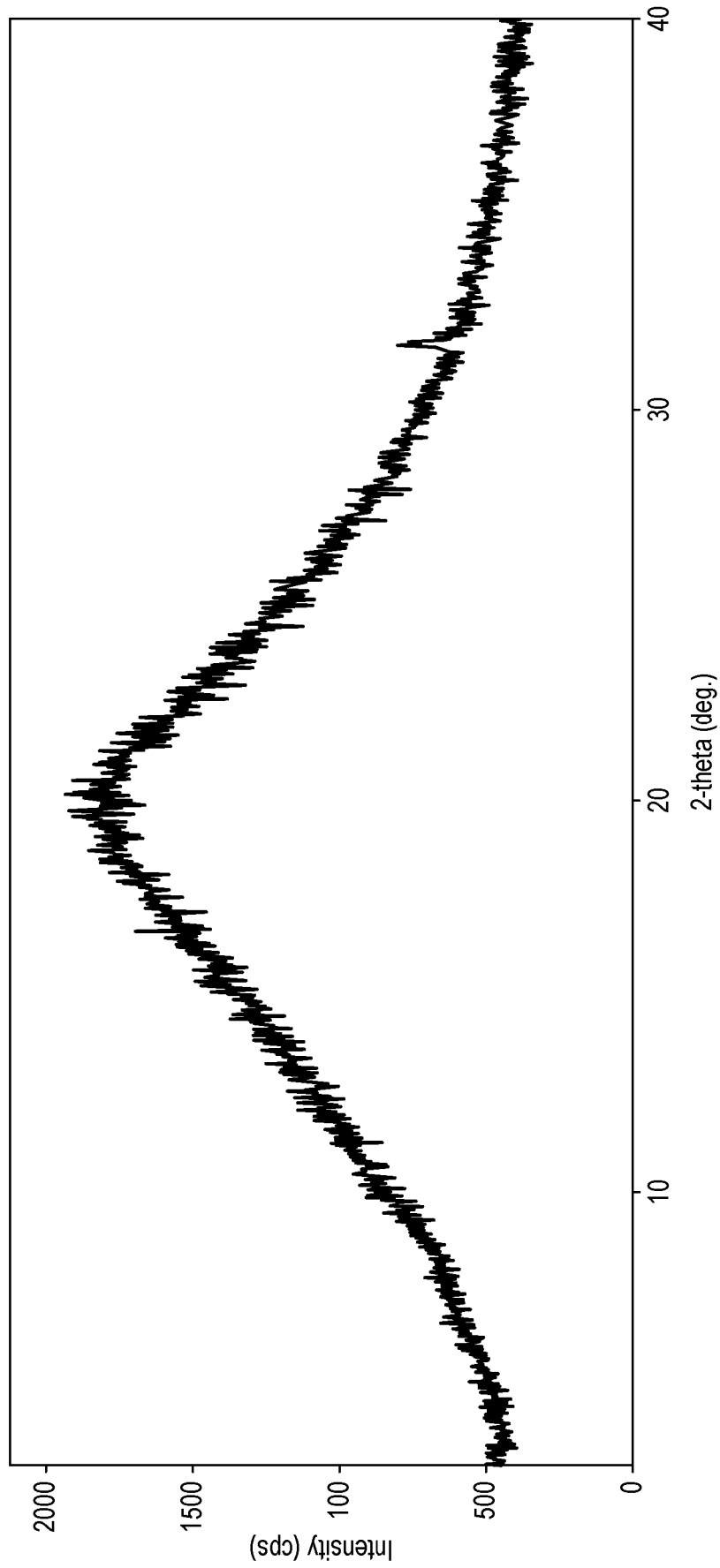
43. A process according to any one of claims 38 to 42, wherein the quenching step is carried  
15 out in a sodium chloride solution.

44. Free base of amorphous Form A of methyl((1S)-1-(((2S)-2-(5-(4'-(2-((2S)-1-((2S)-2-  
((methoxycarbonyl)amino)-3-methylbutanoyl)-2-pyrrolidinyl)-1H-imidazol-5-yl)-4-biphenyl)-1H-  
imidazol-2-yl)-1-pyrrolidinyl) carbonyl)-2-methylpropyl) carbamate prepared according to any of  
20 claims 19 to 29 or 38 to 43.

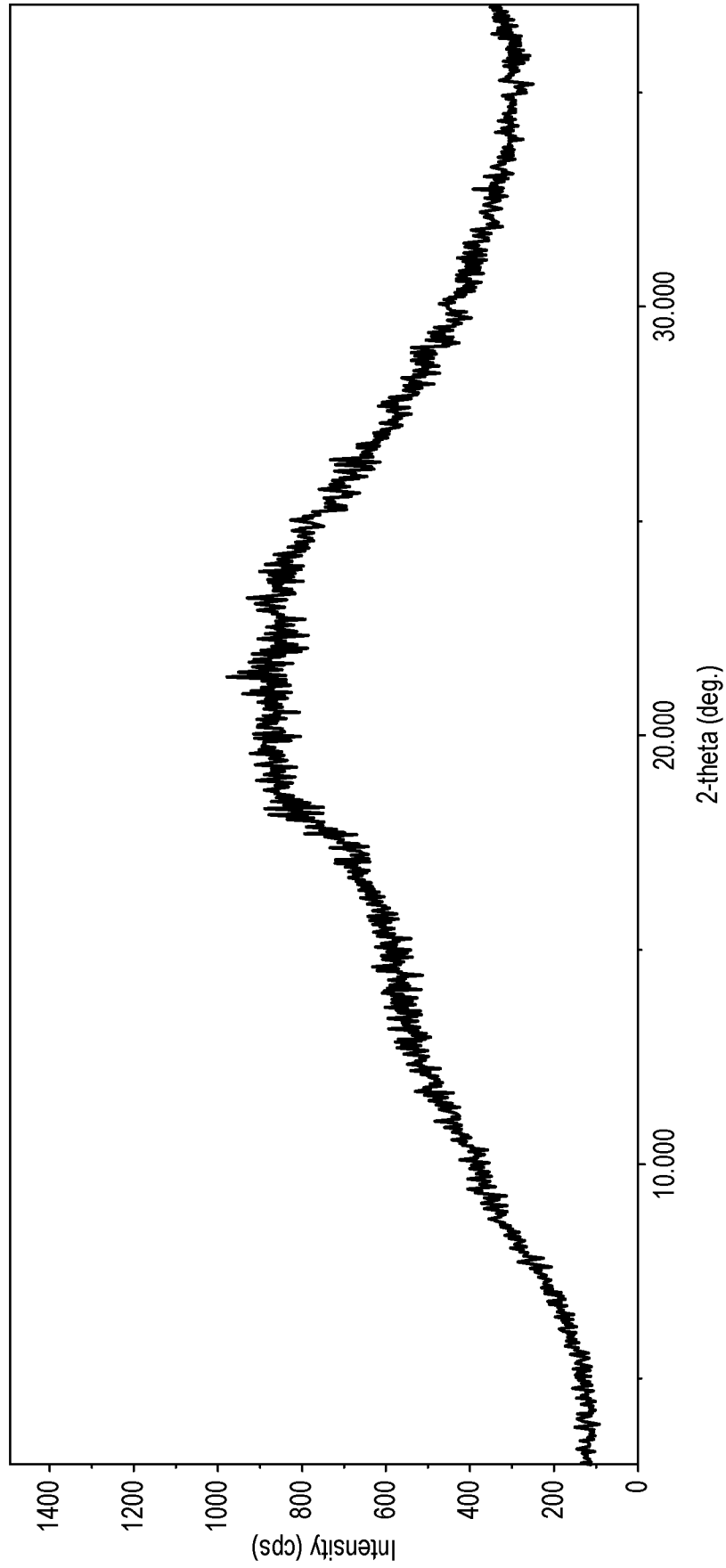
45. Dihydrochloride salt of amorphous Form C of Methyl((1S)-1-(((2S)-2-(5-(4'-(2-((2S)-1-((2S)-  
2-((methoxycarbonyl)amino)-3-methylbutanoyl)-2-pyrrolidinyl)-1H-imidazol-5-yl)-4-biphenyl)-1H-  
imidazol-2-yl)-1-pyrrolidinyl) carbonyl)-2-methylpropyl) carbamate prepared according to any one  
25 of claims 30 to 37.

46. Methyl((1S)-1-(((2S)-2-(5-(4'-(2-((2S)-1-((2S)-2-((methoxycarbonyl)amino)-3-  
methylbutanoyl)-2-pyrrolidinyl)-1H-imidazol-5-yl)-4-biphenyl)-1H-imidazol-2-yl)-1-pyrrolidinyl)  
carbonyl)-2-methylpropyl) carbamate according to any of claims 1 to 12, substantially as herein  
30 described with reference to the Examples.

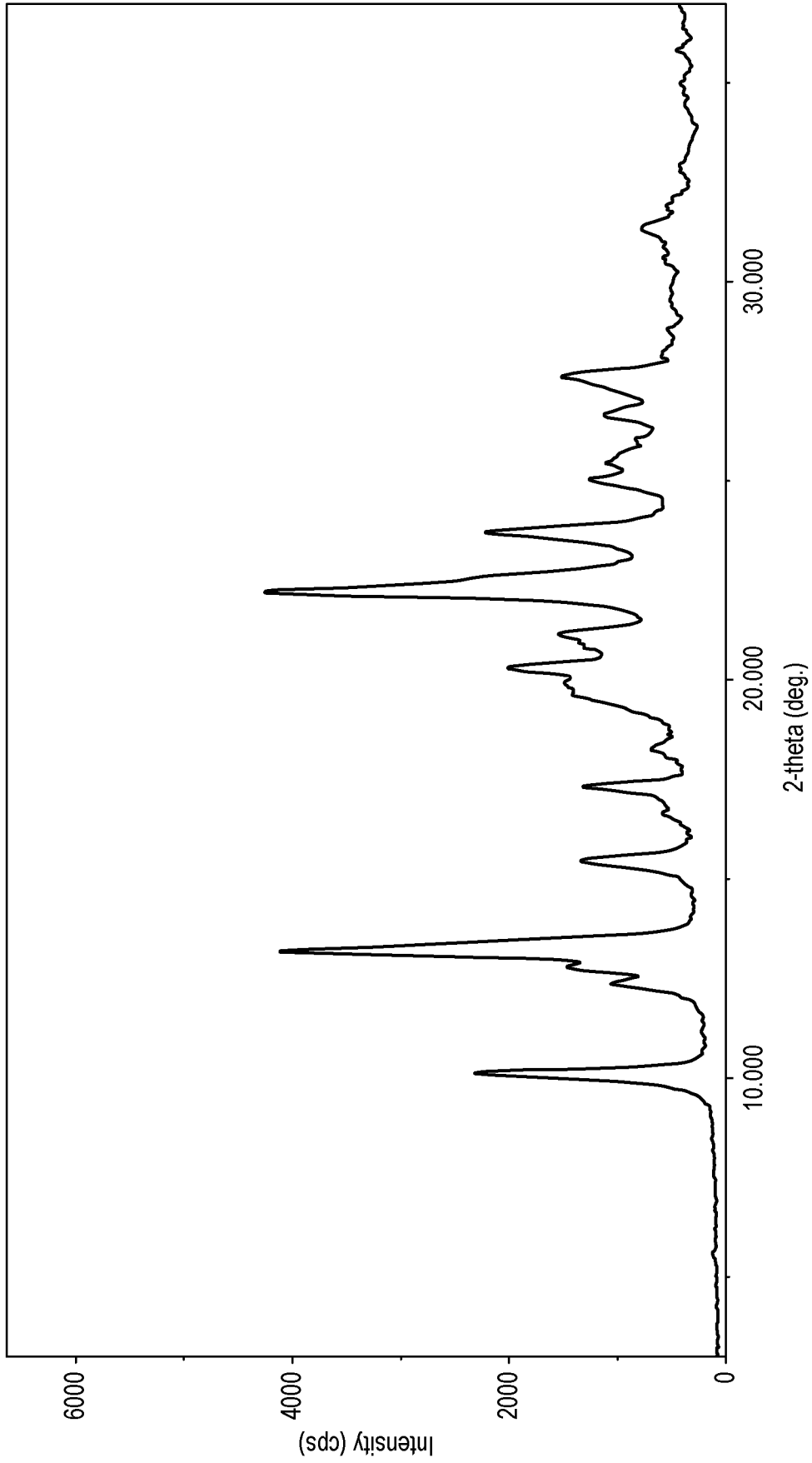
47. A process substantially as herein described with reference to the examples.



**FIG. 1**



**FIG. 2**



**FIG. 3**

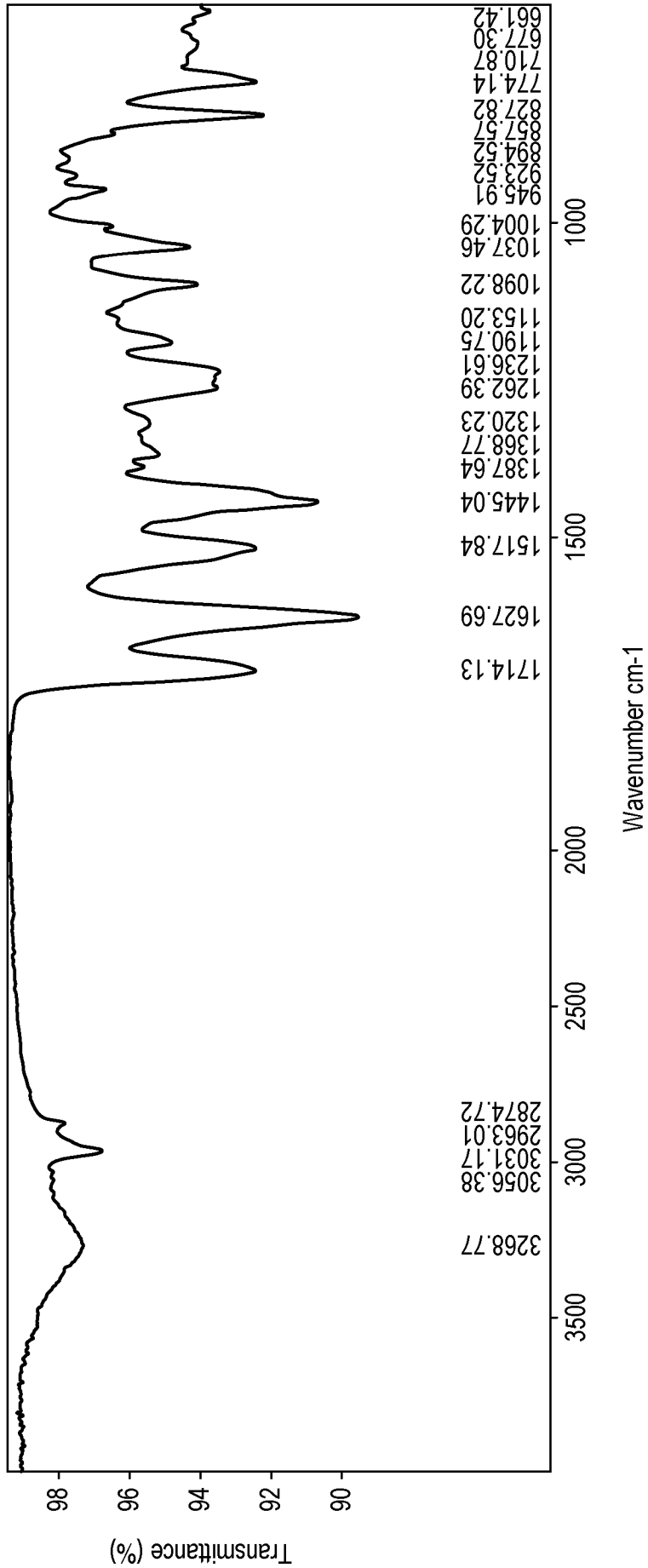


FIG. 4

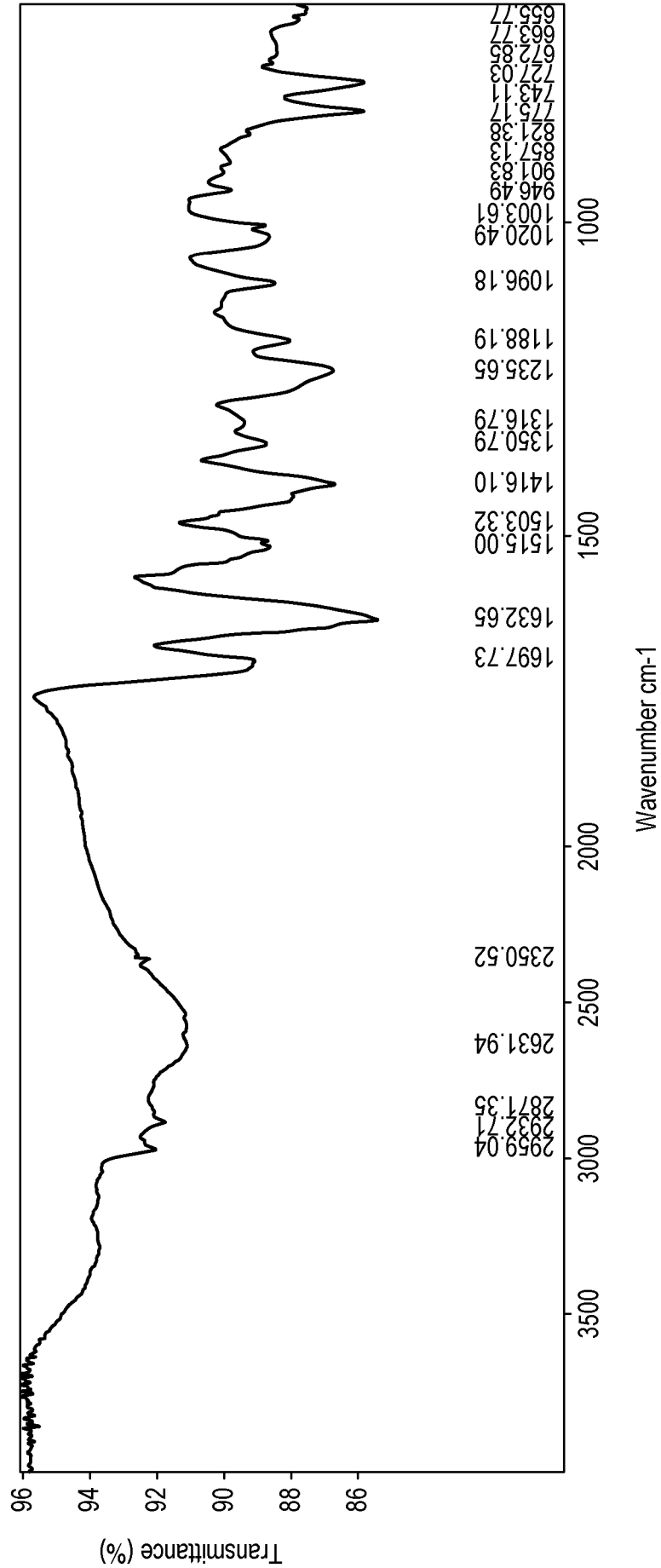


FIG. 5

## INTERNATIONAL SEARCH REPORT

International application No  
PCT/GB2015/054166

A. CLASSIFICATION OF SUBJECT MATTER INV. C07D403/04 A61K31/4178 A61P31/12 ADD.		
According to International Patent Classification (IPC) or to both national classification and IPC		
B. FIELDS SEARCHED		
Minimum documentation searched (classification system followed by classification symbols) C07D		
Documentation searched other than minimum documentation to the extent that such documents are included in the fields searched		
Electronic data base consulted during the international search (name of data base and, where practicable, search terms used) EPO-Internal, WPI Data, CHEM ABS Data		
C. DOCUMENTS CONSIDERED TO BE RELEVANT		
Category*	Citation of document, with indication, where appropriate, of the relevant passages	Relevant to claim No.
X,P	WO 2015/109445 A1 (HANGZHOU PUSHAI PHARMACEUTICAL TECHNOLOGY CO LTD [CN]) 30 July 2015 (2015-07-30) abstract paragraphs [0001], [0341], [0345], [0349], [0372]; figures 13,17,21,45 -----	1-47
X	REVIRIEGO ET AL: "Daclatasvir dihydrochloride: treatment of hepatitis C virus HCV NS5A inhibitor", DRUGS OF THE FUTURE, PROUS SCIENCE, ES, vol. 36, no. 10, 1 January 2011 (2011-01-01), pages 735-739, XP009188681, ISSN: 0377-8282	3,4
A	the whole document ----- -/--	1,2,5-47
<input checked="" type="checkbox"/> Further documents are listed in the continuation of Box C. <input checked="" type="checkbox"/> See patent family annex.		
* Special categories of cited documents :		
"A" document defining the general state of the art which is not considered to be of particular relevance "E" earlier application or patent but published on or after the international filing date "L" document which may throw doubts on priority claim(s) or which is cited to establish the publication date of another citation or other special reason (as specified) "O" document referring to an oral disclosure, use, exhibition or other means "P" document published prior to the international filing date but later than the priority date claimed		"T" later document published after the international filing date or priority date and not in conflict with the application but cited to understand the principle or theory underlying the invention "X" document of particular relevance; the claimed invention cannot be considered novel or cannot be considered to involve an inventive step when the document is taken alone "Y" document of particular relevance; the claimed invention cannot be considered to involve an inventive step when the document is combined with one or more other such documents, such combination being obvious to a person skilled in the art "&" document member of the same patent family
Date of the actual completion of the international search  1 March 2016		Date of mailing of the international search report  10/03/2016
Name and mailing address of the ISA/ European Patent Office, P.B. 5818 Patentlaan 2 NL - 2280 HV Rijswijk Tel. (+31-70) 340-2040, Fax: (+31-70) 340-3016		Authorized officer  Goss, Ilaria

## INTERNATIONAL SEARCH REPORT

International application No

PCT/GB2015/054166

C(Continuation). DOCUMENTS CONSIDERED TO BE RELEVANT		
Category*	Citation of document, with indication, where appropriate, of the relevant passages	Relevant to claim No.
X	EP 2 183 244 A1 (SQUIBB BRISTOL MYERS CO [US]) 12 May 2010 (2010-05-12) cited in the application	3,4
A	the whole document claims 1-12	1,2,5-47
	-----	
X	US 8 329 159 B2 (BACHAND CAROL [CA] ET AL) 11 December 2012 (2012-12-11) cited in the application	3,4
A	the whole document compound M11	1,2,5-47
	-----	

## INTERNATIONAL SEARCH REPORT

Information on patent family members

International application No

PCT/GB2015/054166

Patent document cited in search report	Publication date	Patent family member(s)	Publication date
WO 2015109445	A1	CN 105073740 A	18-11-2015
		WO 2015109445 A1	30-07-2015
-----			
EP 2183244	A1	AR 070016 A1	10-03-2010
		AU 2008284100 A1	12-02-2009
		BR PI0815142 A2	03-02-2015
		CA 2695729 A1	12-02-2009
		CN 101778840 A	14-07-2010
		CO 6160327 A2	20-05-2010
		EA 201000196 A1	30-06-2010
		EP 2183244 A1	12-05-2010
		ES 2402791 T3	09-05-2013
		HK 1144089 A1	11-10-2013
		IL 203684 A	31-12-2014
		JP 5244179 B2	24-07-2013
		JP 2010535785 A	25-11-2010
		KR 20100042641 A	26-04-2010
		NZ 583148 A	29-04-2011
		PE 09402009 A1	13-07-2009
		TW 200911790 A	16-03-2009
		US 2009041716 A1	12-02-2009
		WO 2009020828 A1	12-02-2009
-----			
US 8329159	B2	AR 063684 A1	11-02-2009
		AU 2007286222 A1	21-02-2008
		CA 2660520 A1	21-02-2008
		CL 2007002327 A1	16-05-2008
		CN 104447707 A	25-03-2015
		CO 6150171 A2	20-04-2010
		DK 2049522 T3	07-07-2014
		EA 200900298 A1	30-10-2009
		EP 2049522 A2	22-04-2009
		EP 2385048 A1	09-11-2011
		EP 2784075 A1	01-10-2014
		ES 2476592 T3	15-07-2014
		HK 1126486 A1	15-08-2014
		HK 1201535 A1	04-09-2015
		HR P20140737 T1	12-09-2014
		IL 196813 A	30-04-2013
		JP 5235882 B2	10-07-2013
		JP 5769749 B2	26-08-2015
		JP 2010500413 A	07-01-2010
		JP 2013151535 A	08-08-2013
		JP 2015172064 A	01-10-2015
		KR 20090040909 A	27-04-2009
		KR 20140066768 A	02-06-2014
		LU 92635 I2	03-11-2015
		NZ 574805 A	30-09-2011
		PE 05422008 A1	16-05-2008
		PT 2049522 E	29-08-2014
		SI 2049522 T1	31-12-2014
		TW 200813029 A	16-03-2008
		US 2008050336 A1	28-02-2008
		US 2013034520 A1	07-02-2013
		US 2014050695 A1	20-02-2014
		US 2015011754 A1	08-01-2015
		WO 2008021927 A2	21-02-2008
-----			