



US 20050009607A1

(19) **United States**

(12) **Patent Application Publication**

Russell et al.

(10) **Pub. No.: US 2005/0009607 A1**

(43) **Pub. Date: Jan. 13, 2005**

(54) **PEER-TO-PEER GAMING SYSTEM**

Publication Classification

(76) Inventors: **Glen Keith Russell**, Las Vegas, NV (US); **Michael B. Shelby**, Corvallis, OR (US); **R. Jeffrey Jordan**, Las Vegas, NV (US); **James R. Norton**, Corvallis, OR (US)

(51) **Int. Cl.** **A63F 13/00**

(52) **U.S. Cl.** **463/42**

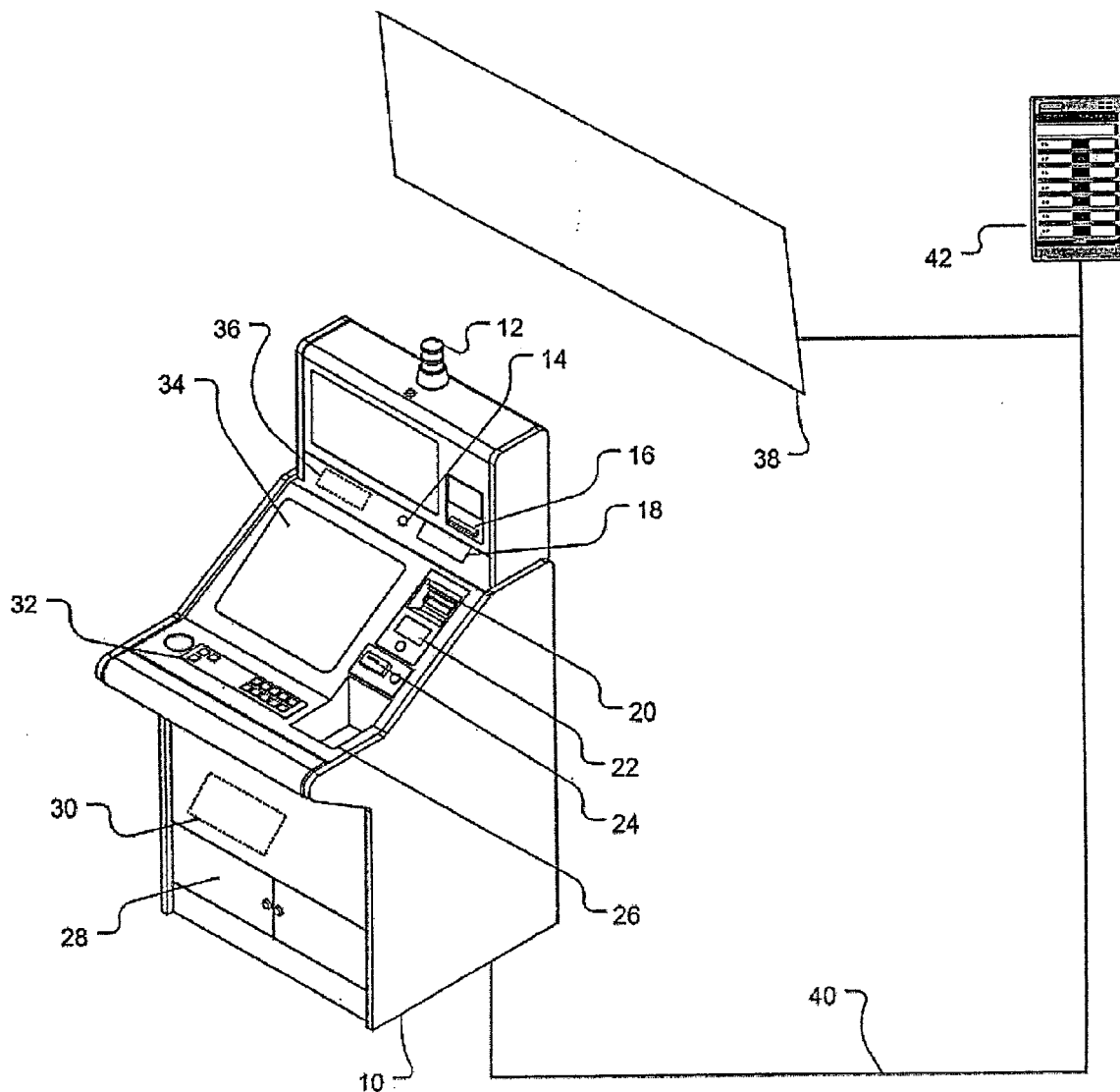
Correspondence Address:
MARGER JOHNSON & McCOLLOM, P.C.
1030 S.W. Morrison Street
Portland, OR 97205 (US)

(57) **ABSTRACT**

A gaming system is disclosed. The gaming system includes at least two gaming components. Each gaming component includes a controller and a communications interface. The gaming system also includes a communication link to allow the controllers of the gaming components to communicate with other controllers of other gaming components on a peer-to-peer basis through the communication interfaces.

(21) Appl. No.: **10/615,732**

(22) Filed: **Jul. 8, 2003**



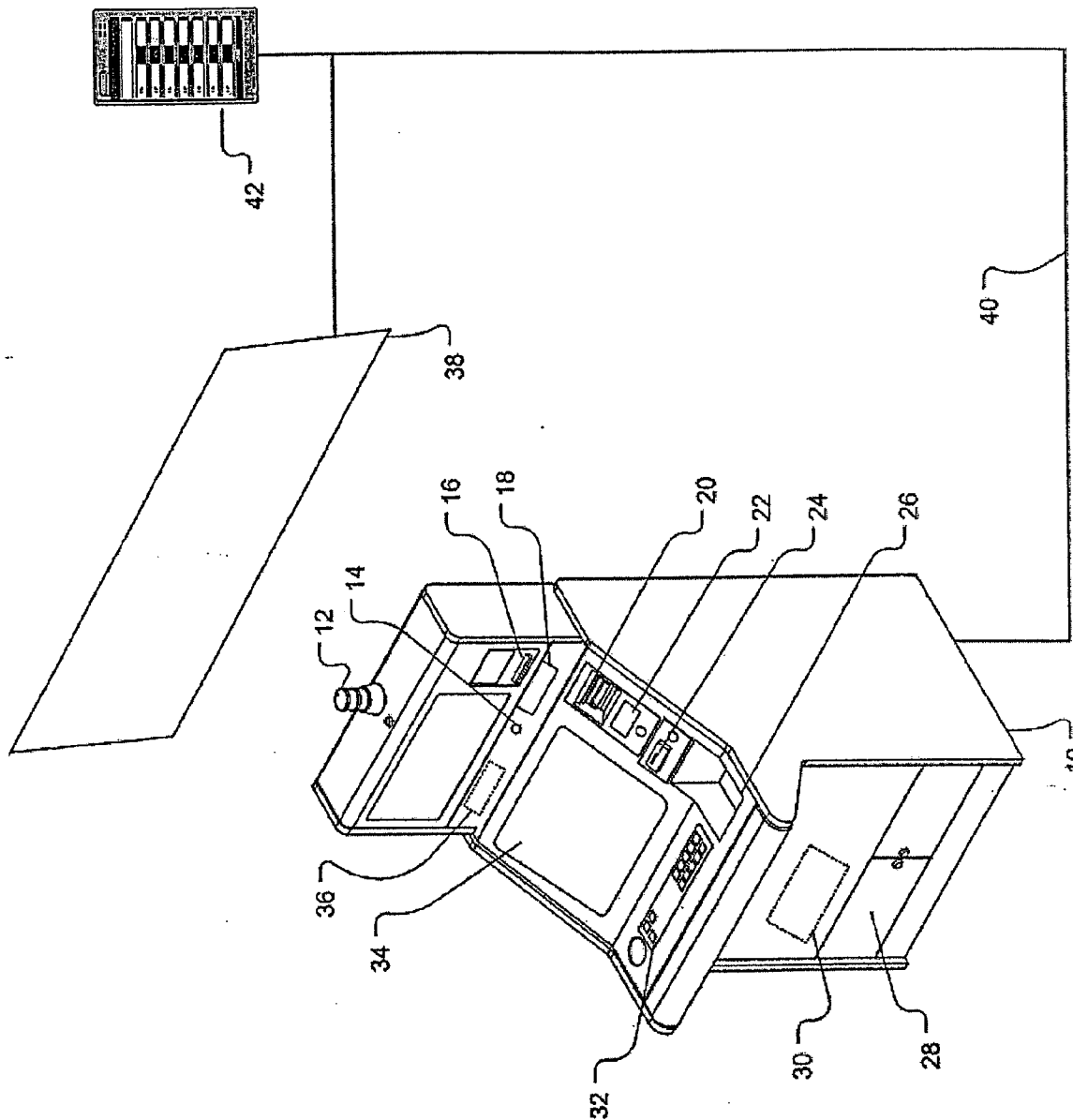


Figure 1

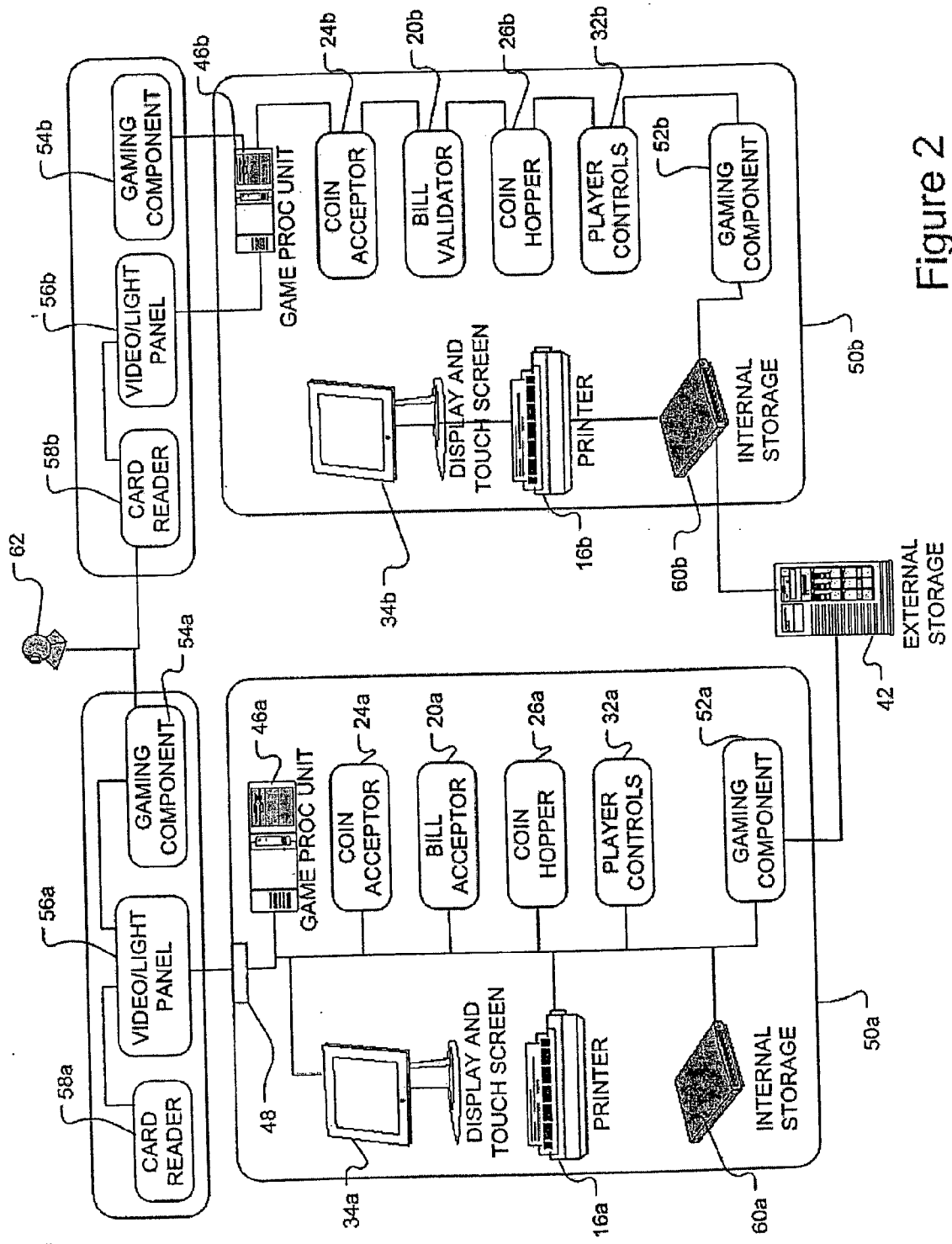


Figure 2

PEER-TO-PEER GAMING SYSTEM

BACKGROUND

[0001] With newer video gaming systems, graphics and sound embody exciting gaming experiences. As games grow in complexity, the gaming systems need more processing power and the image and sound files begin to take up more storage space. Patrons want newer and more complex features as well as more dynamic content. This fuels the continual need to upgrade gaming devices with more powerful processing, video, sound, and storage components. In such a cost conscious industry, the need for more dynamic content and the cost of the platform to support that content can often lead to decisions which delay the release of newer titles which in turn can significantly impact revenues.

[0002] It is not unusual to have image and sound files consume megabytes of storage. The storage of these files at the local level, as is currently done, does not lend itself well to evolving content. The massive size of the data precludes continual storage in main memory. As storage is moved away from the local gaming console, bandwidth requirements for faster, more exciting games have become critical. The gaming environment will be moving towards a more distributed environment, where central servers provide content, storage, and management capabilities for the gaming systems.

[0003] In addition to sharing storage, the gaming systems may have the ability to share components, such as a camera overseeing a number of gaming systems grouped together.

[0004] In addition, the gaming environment may benefit from gaming systems that are reconfigurable and adaptable, based on a peer-to-peer communications system, rather than client/server. Shared and local components in these types of systems may be added and removed from gaming systems for reconfiguration or maintenance requirements, with little or no effect on the performance of the gaming system. This would allow increased flexibility and provide more options for an exciting gaming environment.

[0005] Finally, the ability to offload processing to local and/or remote peripherals in a peer-to-peer communications systems reduces the processing power needed for critical game functionality as is currently utilized in a traditional gaming system. The advent of a system that allows for the distribution of processing and/or storage to peripheral components, thus breaking the need for the continual upgrade cycle, can significantly improve the bottom line revenues of a manufacturer.

SUMMARY

[0006] One embodiment of the invention is a gaming system. The gaming system includes at least two gaming components. Each gaming component includes a controller and a communications interface. The gaming system also includes a communication link to allow the controllers of the gaming components to communicate with other controllers of other gaming components on a peer-to-peer basis through the communication interfaces.

[0007] Another embodiment of the invention is a gaming system with two communications links. An interior communications link provides communications to gaming components arranged inside a cabinet. An exterior communications

link provides communications to gaming components located outside the cabinet. A bridge provides physical connection between the interior and exterior communications links.

BRIEF DESCRIPTION OF THE DRAWINGS

[0008] The invention may be best understood by reading the disclosure with reference to the drawings, wherein:

[0009] FIG. 1 shows an embodiment of a gaming system having interior and exterior gaming components.

[0010] FIG. 2 shows a block diagram of gaming systems sharing components.

DETAILED DESCRIPTION OF THE EMBODIMENTS

[0011] FIG. 1 shows an embodiment of a gaming system having both exterior and interior components. The gaming system may have several components to provide gaming services to users, whom may also be referred to as players. In this particular example, the gaming system has a cabinet 10, in which are arranged several gaming components. The following discussion gives examples of gaming components and their possible uses. This is not intended to limit either the configuration of a gaming system to these specific gaming components or to limit the uses of the gaming components to the examples given of their possible uses.

[0012] A light or candle 12 may indicate if the game is active, if there is a winner, or to identify a system needing service. A camera 14 may be used to monitor the players, capture video of winners, etc. The camera could be a video camera providing live feed to an image processing gaming component that translated the input images from the camera into images that could be used in the game. For example, an input stream from the camera of a user becoming a winner could be used as input to a bonus game that had images of the user as part of the game.

[0013] Similarly, the camera could be a still camera, a combination of both, and either an analog or digital input device. In another example, the video camera could project images of a winner on one of the games to a shared overhead display, enticing others to come play the games. Another example may be the broadcast of a centralized video capture of a game to a centralized display, to several distributed displays and a recording device. This example may provide images of a mechanical or animated roulette table and several betting stations.

[0014] Speakers 18 may provide music, sound effects or voice instructions to the players, and the system may also have a microphone. A printer 16 provides the capability to printout tickets that generally are used to provide the player with a voucher and may be used to print out other items, such as promotional awards, prize certificates, etc. The voucher can be redeemed for cash. A bill acceptor 20 and a coin acceptor 24 allow the user to insert money to be wagered on the games. The bill acceptor and coin acceptor will also generally validate the coins and bills to ensure that the currency inserted is valid, as well as tracking the amount of currency being inserted. The component referred to here as a bill acceptor may also serve a dual function as a ticket reader. A bill door 22 may provide access to the bill stacker

for maintenance functions. A coin hopper **26** dispenses coins when the player cashes out their accumulated winnings

[0015] Other types of gaming components could include 'networked' printers that are controlled by a central system. For example, the printing of a promotional ticket may be done on a printer usually controlled by the game processing unit. When the main system communicates with the printer, it can do so without involving the game processing unit, and the main system may actually take control of the printer away from the game processing unit. This may also be true for commands to print tickets of a certain amount/value, where those commands come from a central accounting system, not the local gaming system or game processing unit. In a configuration such as that shown in **FIG. 2**, there would not need to be any special wiring or harnessing in the cabinet.

[0016] Other gaming components could include keypads, either for security or other uses; biometric devices for identification and security, such as fingerprint scanners, facial recognition modules, voice print identifiers, retinal scanners, etc. The combinations are limited only by the capabilities of the hostless communication link and the ability to include the communications interface in the gaming component.

[0017] The access doors **28** provide interior access to the gaming system components inside the cabinet for service, removal and insertion of new components. Typically located inside the cabinet, in addition to the various controllers for the devices in the gaming system arranged in the cabinet, is a logic assembly **30** that may include the game processing unit. The game processing unit provides the logic components and the distribution media which contain the games that are played by the player on the system, although it is not necessary that the game processing unit be the provider of the games, as will be discussed in more detail later.

[0018] The player interacts with the games through the player controls **32** and the display/touch screen **34**. The player's progress, as well as the player's account status and other player related information, may be tracked by a player tracking subsystem, **36**, which may also be a logic circuit arranged in the cabinet but not always visible to the outside. All of the gaming components discussed so far, as well as many other possibilities, are all arranged in the cabinet and may or may not be visible to the player. Other components of the system may be outside of the cabinet, such as the external storage **42**, connected to the components in the cabinet by the communications link **40**, and overhead display **38**. The overhead display **38** may take data from the camera **14** and display it so that others than the player may see video capture of the player's game, the player when he or she wins, etc.

[0019] These gaming components, whether inside or outside the cabinet, will have a controller of some sort and a communications interface allowing the controllers to access a common communications link among the various gaming components. The controllers may vary greatly between the devices. For example, the coin acceptor and bill acceptor may have simple logic circuits and sensors that identify the insertion of coin or currency, validate that the money is valid, and a simple counter that counts how much money has been inserted. These controllers may also have a rejection function that returns invalid money. Similarly, the coin

hopper may have a controller that merely receives a signal to release a certain number of different kinds of coins as winnings.

[0020] In contrast, the camera controller may be a high-end video processor that reads signals from a charge-coupled device and converts it to digital video or still image data. Similarly, the player controls controller may be a simple voltage generator that generates a voltage for a particular button push, or may be much more complex input apparatus. The display/touch screen may also have a fairly complex controller, to allow rendering of video images, either from the camera or from a file, as well as receiving and interpreting touch screen inputs. The controllers of these devices, regardless of their complexity will govern the functioning of the gaming component as well as communicate through the communications link with other gaming components.

[0021] The gaming system should have some degree of flexibility, allowing gaming components to be switched in and out, added and removed to enhance the gaming experience. The communications link **40** that provides communications between all the components should allow this flexibility. One such communication link is a 'hostless' communications link, where the communications link, such as a bus, does not require one designated device to always function as the master communications controller, through which all the gaming components must communicate. Hostless communications system may have bus control functions, but any device with the appropriate capabilities may take those functions upon themselves, and the functions may be divided among several devices sharing the link.

[0022] An example of a hostless communication link is the communications protocol set out by the Institute of Electrical and Electronic Engineers (IEEE) standard 1394 (IEEE 1394), which may also be known as FireWire® a trademark of the Apple Computer Corporation or i.LINK® a trademark of Sony Corporation. The IEEE 1394 standard sets out a communications link that is reconfigurable, hostless and very flexible. It also has the capability to provide power through either the backplane or the cables to components, eliminating the need for separate power supplies and adding to the overall flexibility of the configuration. IEEE 1394 compliant communications links reconfigure themselves by the components communicating among themselves to determine who will fulfill what roles and what the relationships are among the various components. This will be discussed with regard to **FIG. 2**.

[0023] **FIG. 2** shows two gaming systems **50a** and **50b** with interior and exterior gaming components, as well as some shared gaming components. All of these gaming components communicate on a peer-to-peer basis, with no dedicated master controller that always manages the communications link between the devices. The elimination of a host allows the gaming system to be reconfigured without concern for communications management. For example, in many current systems, a master controller manages the communications link. Any changes to the master controller, or if the master controller fails, renders the entire gaming system inoperative, as none of the other gaming components can communicate without the master controller.

[0024] The hostless communication link may be configured as a backplane bus, where the components have an

adapter that allows them to be 'plugged' into a slot on the gaming system backplane, or may be a cable link, where devices all use the same type of cable to communicate through their communications interfaces. In addition, these links may be bridged together. This provides two communications links, one for the gaming components interior to the cabinet, and a communication link between the components in the cabinet and components outside the cabinet. In addition, for the added flexibility of adding components that do not have their own power supplies, the communications link should also provide power, via a backplane or through the cable.

[0025] An example of a gaming system having both an interior communications link in the form of a backplane bus and a cable communications link for gaming components outside of the cabinet is shown in gaming system **50a**. The display and touch screen **34a**, the printer **16a**, the internal storage **60a**, the game processing unit **46a**, the coin acceptor **24a**, the bill acceptor **20a**, the coin hopper **26a**, the player controls **32a** and the unspecified gaming component **52a** all communicate with each other and the bridge **48** via a backplane hostless bus. The unspecified gaming component **52a** can be any type of gaming component that the system designer desire, with the understanding that the system designer can add additional components as the designer sees fit.

[0026] Components outside the cabinet may communicate via a cabled communications link through the bridge **40**, such as the card reader **58a**, the video light panel **56a** and any other gaming components such as **54a**. The exterior or interior gaming components may in turn communicate with other devices that are shared among gaming systems, such as video camera **62**. In addition, external devices may communicate by being cabled to an interior device, such as the external storage **42** being linked with the gaming component **52a**.

[0027] In contrast, gaming system **50b** has all of the devices cabled together in one communications link. In either system, the hostless communications link allows high degrees of flexibility in communications that are useful in the gaming environment. For example, in the IEEE 1394 hostless communications link, the bus is reconfigured every time a device is added or removed. This reconfiguration is sometimes referred to as 'reset.'

[0028] Upon reset, the communications interfaces of each component determine how many devices are attached to them. Components that have only one other component attached to them are called 'leaf nodes.' Typically, nodes with more than one component attached are called 'branch nodes,' and components that have three or more components are typically designated the 'root node.' In systems where there is more than one possible root node, the protocol defines a method for how to settle which node is the root node. Note that in gaming system **50a**, the game processing unit **46a** happens to be the root node. In gaming system **50b**, the root node is the internal storage **60a**. Once the tree structure is identified, the root nodes enumerate the components and notify all of the devices of everyone's identification. The devices can now communicate on a peer-to-peer basis, without interaction of any other gaming components.

[0029] In gaming system **50b**, the display and touch screen **34b** connects to the printer **16b**, which in turn connects to the

internal storage **60b**. The internal storage **60b** connects to the external storage **42** and the gaming component **52b**. The gaming component **52b** and any intervening gaming components connect with the player controls **32b**, in turn connecting to the coin hopper **26b**. This arrangement is repeated between the coin hopper **26b**, the bill validator **20b**, the coin acceptor **24b**, the game processing unit **46b** and the external devices. Note that the gaming system **50b** does not require a bridge, as there is only one cabled together system. The communications link will not make any differentiation on the physical level between any of the interior gaming components and the exterior gaming components such as the card reader **58b**, the video/light panel **56b** and the gaming component **54b** as well as any others.

[0030] In this manner, the gaming systems can be reconfigured easily and with minimum interruption of the gaming experience for the player. For example, one of the gaming components may be a slot machine interface board (SMIB). The SMIB may communicate across a network with a slot accounting system that provides ticket validation. Once the validation is received at the SMIB, in this example gaming component **52b**, the print commands could be forwarded to the printer **34b** without having to involve the gaming processing unit **46b**.

[0031] In another example, a remote game server may be used to "push" game content to the gaming system. In this example, the external storage **42** may be an external application server that provides dynamic, configurable content for players. The server **42** would then be able to communicate directly with the various gaming components needed for the game, such as the display, the player controls and the printer, without involving the CPU.

[0032] There are instances when the management system needs to take the game system offline for a period of time. Currently, the management system sends a message down to the gaming system via a serial protocol which is received and processed by the game processing unit, which in turn disables the player controls, bill acceptor and touch screen until such time as the game processing unit is reactivated. This disallows all interaction between the game and the player until such time as the management system reactivates the gaming system via another message that is read by the game, processed, and then the game re-enables the player controls, touch screen, etc.

[0033] After implementing embodiments of this invention, the disable message would come in, be read by an intelligent gaming component such as the SMIB or other root node, which would communicate directly with the peripherals, leaving the game processing unit out of the loop.

[0034] In another example, a sequence of events would start when someone opens an access door. Currently, that signal is received, processed by the game processing unit, and then certain actions are taken, such as player controls disabled, ticket printers disabled, etc., by the game processing unit. In a hostless communication system, the root node may detect that event, and sends a broadcast message to all other components to disable themselves. The root node may or may not be the game processing unit. In the instance where it is not the root node, the game processing unit would be considered to be 'just another' gaming component.

[0035] As can be seen, the examples of the operation of this type of gaming system are wide and varied. Although

there has been described to this point a particular embodiment for a method and apparatus for a gaming system, it is not intended that such specific references be considered as limitations upon the scope of this invention except in-so-far as set forth in the following claims.

What is claimed is:

- 1. A gaming system, comprising:
 - at least two gaming components, each gaming component comprising:
 - a controller; and
 - a communications interface; and
 - a communication link to allow the controllers of the gaming components to communicate with other controllers of other gaming components on a peer-to-peer basis through the communication interfaces.
- 2. The gaming system of claim 1, wherein one of the at least two gaming components comprises a game processing unit.
- 3. The gaming system of claim 2, wherein at least two gaming components comprises two gaming components operable to communicate directly without the game processing unit.
- 4. The gaming system of claim 1, wherein at least two gaming components are selected from the group comprised of: a game processing unit, a camera, a printer, a storage device, a coin hopper, a light display, button panels, a ticket reader, a bill validator, a speaker, a microphone, a card reader, a biometric device, and a keypad.
- 5. The gaming system of claim 1, the link to allow communications between the other components without any interaction of a game processing unit.
- 6. The gaming system of claim 2, the link to allow communications between the other components without any interaction of a game processing unit.
- 7. The gaming system of claim 1, the gaming system further comprising a second communications link, wherein one link is used by gaming components arranged in a cabinet and one link is used for communications between components arranged in the cabinet and components located outside of the cabinet.
- 8. The gaming system of claim 1, the communications link further to allow gaming components to be added and removed while power is on.

9. The gaming system of claim 1, the communications link further to provide power to at least one gaming component.

10. The gaming system of claim 1, the communications link further comprising a link compliant with IEEE 1394.

11. A gaming system, comprising at least two gaming components arranged in a cabinet, each gaming component comprising:

- a controller; and
- a communications interface;

at least one gaming component located outside the cabinet;

an interior communications link to allow the gaming components arranged in the cabinet to communicate with other components arranged in the cabinet;

an exterior communications link to allow the gaming components arranged in the cabinet to communicate with the gaming component located outside the cabinet; and

a bridge to provide connection between the interior communications link and the exterior communications link.

12. The gaming system of claim 11, wherein one of at least two gaming components arranged in a cabinet comprises a game processing unit.

13. The gaming system of claim 12, wherein at least two gaming components comprises at least two gaming components operable to communicate directly without the game processing unit.

14. The gaming system of claim 11, wherein the interior communication link comprises an IEEE 1394 backplane communications bus.

15. The gaming system of claim 11, wherein the exterior communications link further comprises an IEEE 1394 cabled communications bus.

16. The gaming system of claim 11, the remote communications link further to provide power to at least one gaming component remote from the cabinet.

* * * * *