



US00D736693S

(12) **United States Design Patent**
Wang

(10) **Patent No.:** **US D736,693 S**

(45) **Date of Patent:** **** Aug. 18, 2015**

(54) **TYRE**

(71) Applicant: **Jinwei Wang**, Qingdao (CN)

(72) Inventor: **Jinwei Wang**, Qingdao (CN)

(**) Term: **14 Years**

(21) Appl. No.: **29/461,271**

(22) Filed: **Jul. 20, 2013**

(51) **LOC (10) Cl.** **12-15**

(52) **U.S. Cl.**
USPC **D12/580; D12/600**

(58) **Field of Classification Search**
USPC D12/533-567; 152/209.1-209.28, 455,
152/158, 192
CPC B60C 1/00

See application file for complete search history.

(56) **References Cited**

U.S. PATENT DOCUMENTS

D420,953 S * 2/2000 Poling D12/600
D639,234 S * 6/2011 Reim D12/588
D676,800 S * 2/2013 Buchinger-Barnstorf ... D12/580

* cited by examiner

Primary Examiner — George D Kirschbaum

(57) **CLAIM**

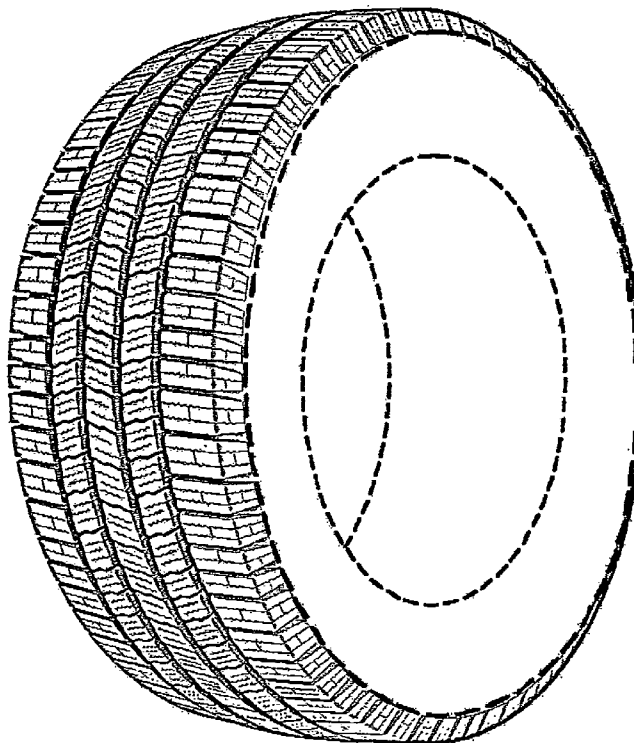
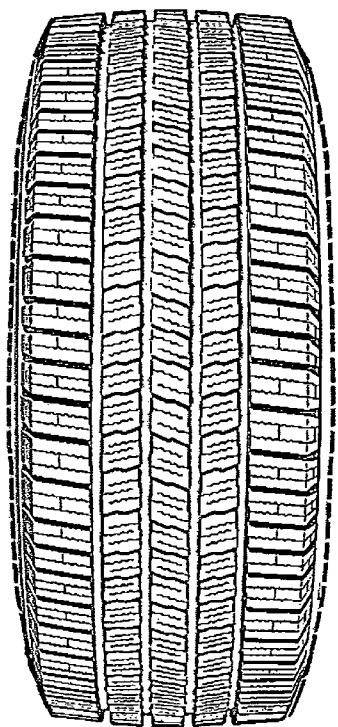
The ornamental design for a tire, as shown and described.

DESCRIPTION

FIG. 1 is the front elevational view of a tire, for which the other sides, include rear, top and bottom view, are the same; FIG. 2 is a right side elevational view thereof, for which the left side view is the same; and, FIG. 3 is a perspective view of a tire showing the new design, it being understood that the pattern repeats uniformly throughout the circumference of the tread.

In the drawings, the broken lines defining the sidewall, inner bead and the peripheral boundary between the claimed tire tread and the unclaimed sidewall depict environmental subject matter that forms no part of the claimed design.

1 Claim, 3 Drawing Sheets



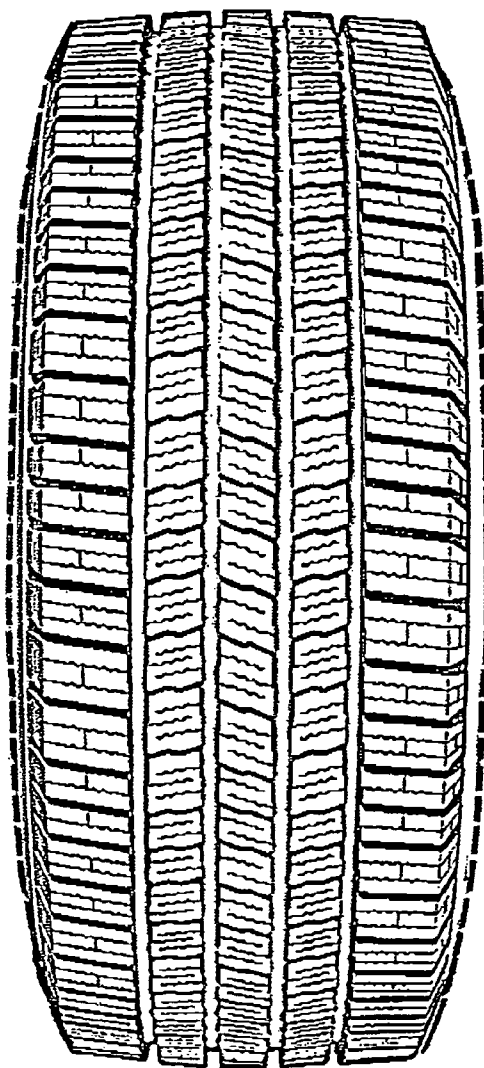


Fig. 1

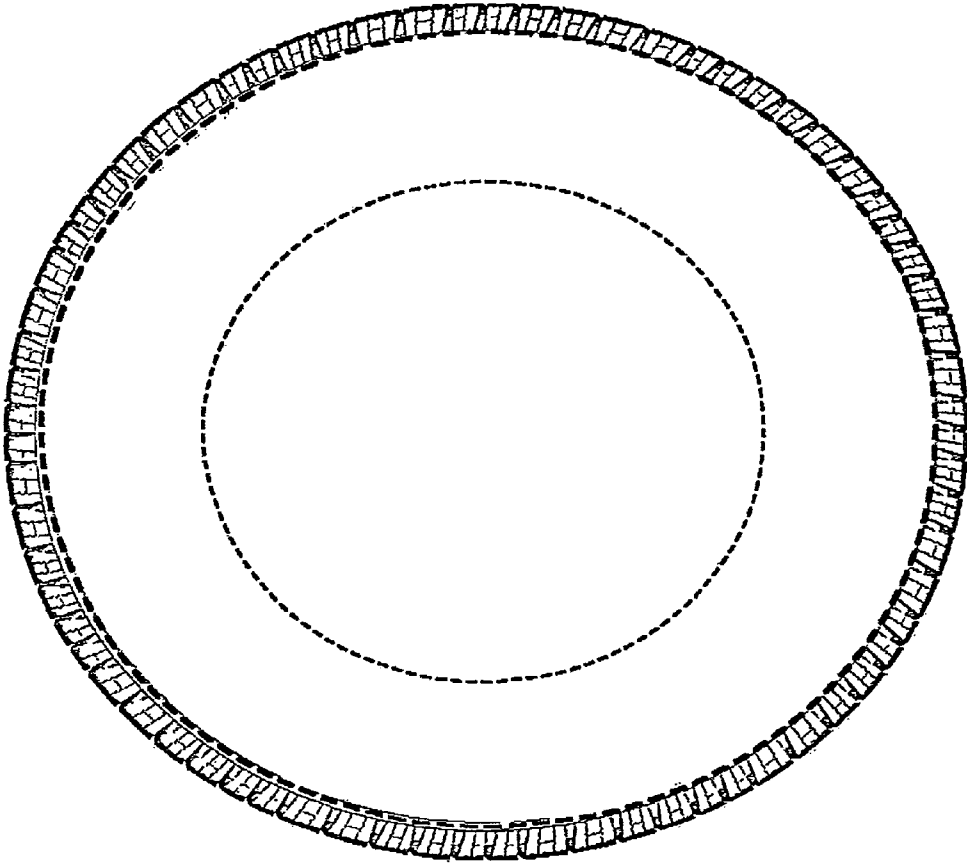


Fig. 2

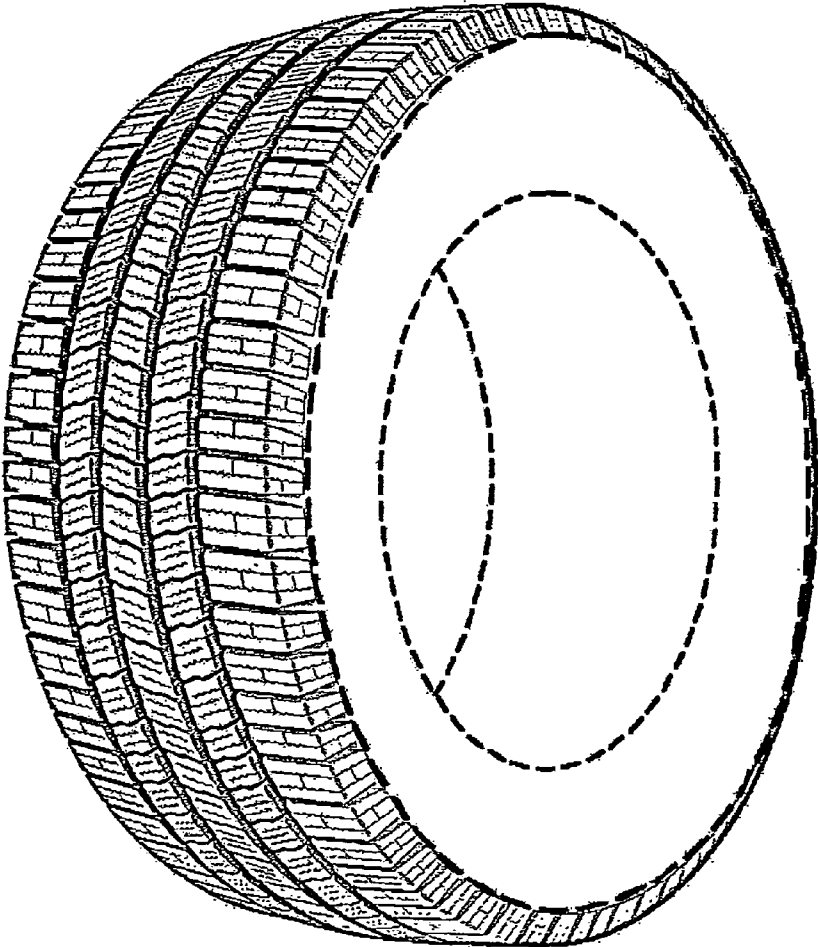


Fig. 3