



US00D707393S

(12) **United States Design Patent**
Lorenz

(10) **Patent No.:** **US D707,393 S**

(45) **Date of Patent:** **** Jun. 17, 2014**

(54) **EYELINER APPLICATOR**

(71) Applicant: **Veronica B. Lorenz**, Los Angeles, CA
(US)

(72) Inventor: **Veronica B. Lorenz**, Los Angeles, CA
(US)

(**) Term: **14 Years**

(21) Appl. No.: **29/469,653**

(22) Filed: **Oct. 11, 2013**

(51) **LOC (10) Cl.** **28-02**

(52) **U.S. Cl.**
USPC **D28/7**

(58) **Field of Classification Search**
USPC D28/7, 8, 20-22, 30-31, 76, 85, 99;
132/108, 202, 208, 317.32;
401/202-207, 261-267; D4/132-135;
D24/119

See application file for complete search history.

(56) **References Cited**

U.S. PATENT DOCUMENTS

3,648,319 A * 3/1972 Mitchell 15/118
6,735,809 B2 * 5/2004 Parks 15/118

D554,291 S * 10/2007 Darnell et al. D28/76
D623,371 S * 9/2010 Li D32/40
D640,828 S * 6/2011 Spencer D28/7
D659,907 S * 5/2012 Lin D28/76
D669,213 S * 10/2012 Celia D28/7
D676,194 S * 2/2013 Biegel et al. D28/7

* cited by examiner

Primary Examiner — Zenia Bennett

(74) *Attorney, Agent, or Firm* — Frederick Gotha


(57) **CLAIM**

The ornamental design for an eyeliner applicator, as shown and described.

DESCRIPTION

FIG. 1 is a Perspective view of my new design where the broken lines form no part of the claimed design;
FIG. 2 is a top view of my new design shown in FIG. 1;
FIG. 3 is a bottom view of FIG. 1;
FIG. 4 is a front view of my new design shown in FIG. 1;
FIG. 5 is a right side elevational view of FIG. 1;
FIG. 6 is a rear view of FIG. 1; and,
FIG. 7 is a left side elevational view of FIG. 1.

1 Claim, 3 Drawing Sheets






FIG. 1

FIG. 2

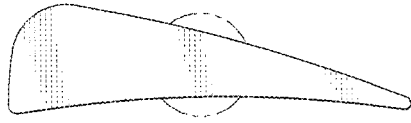


FIG. 4




FIG. 5



FIG. 3

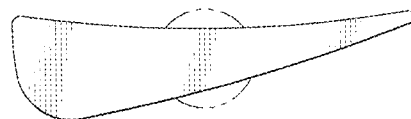


FIG. 6




FIG. 7

