



US00D732678S

(12) **United States Design Patent**
Hanson

(10) **Patent No.:** **US D732,678 S**

(45) **Date of Patent:** **** Jun. 23, 2015**

(54) **PORTABLE THERAPEUTIC DEVICE FOR THE FOOT**

(71) Applicant: **Darrin Hanson**, Flushing, NY (US)

(72) Inventor: **Darrin Hanson**, Flushing, NY (US)

(**) Term: **14 Years**

(21) Appl. No.: **29/472,000**

(22) Filed: **Nov. 7, 2013**

(51) **LOC (10) Cl.** **28-03**

(52) **U.S. Cl.**
USPC **D24/200**

(58) **Field of Classification Search**
USPC D24/200, 215, 171, 209, 169; D13/168;
607/89, 66, 72, 88; 606/9
See application file for complete search history.

(56) **References Cited**

U.S. PATENT DOCUMENTS

D320,279	S	*	9/1991	McQueen	D24/215
D406,898	S	*	3/1999	Zhu	D24/200
D410,748	S	*	6/1999	Hunsucker et al.	D24/200
D418,919	S	*	1/2000	Sanders et al.	D24/200
D428,994	S	*	8/2000	Thauer et al.	D24/200
D442,694	S	*	5/2001	Cheng	D24/200
D456,520	S	*	4/2002	Suen	D24/200
D465,575	S	*	11/2002	Piel	D24/200
D482,664	S	*	11/2003	Hunt et al.	D13/168
D498,302	S	*	11/2004	Wade	D24/200
D500,361	S	*	12/2004	Owens et al.	D24/171
D594,130	S	*	6/2009	Scocimara et al.	D24/209
D601,257	S	*	9/2009	Berlinger et al.	D24/169
D638,132	S	*	5/2011	Cole et al.	D24/200
8,088,123	B2	*	1/2012	Kinoshita et al.	606/9
D659,845	S	*	5/2012	Lytle	D24/209
8,317,781	B2	*	11/2012	Owens et al.	606/9
2004/0030370	A1	*	2/2004	Lytle	607/89

2005/0177139	A1	*	8/2005	Yamazaki et al.	606/9
2007/0032840	A1	*	2/2007	Peluso	607/66
2007/0293918	A1	*	12/2007	Thompson et al.	607/72
2008/0140164	A1	*	6/2008	Oberreiter et al.	607/88

FOREIGN PATENT DOCUMENTS

CN	3410365	*	12/2004
CN	302056637	*	8/2012

OTHER PUBLICATIONS

XS-998H Laser Cure Instrument, Announced Aug. 28, 2006, [Site Visited Apr. 28, 2015] http://www.sukochina.com/en/product_view.asp?pid=68.*

Ankle-Foot Pain Treatment, Announced Jun. 23, 2012, [Site Visited Apr. 28, 2015] http://www.sukochina.com/en/product_view.asp?pid=68.*

* cited by examiner

Primary Examiner — Eric Goodman

Assistant Examiner — Luqman McNeil

(57) **CLAIM**

The ornamental design for a portable therapeutic device for the foot, as shown and described.

DESCRIPTION

FIG. 1 is a perspective view of a therapeutic device for the foot;

FIG. 2 is a top view thereof;

FIG. 3 is a bottom view thereof;

FIG. 4 is a left side elevation view thereof;

FIG. 5 is a right side elevation view thereof;

FIG. 6 is a front elevation view thereof; and,

FIG. 7 is a rear view thereof.

1 Claim, 5 Drawing Sheets

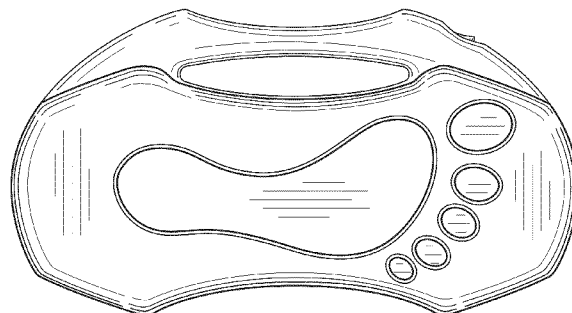
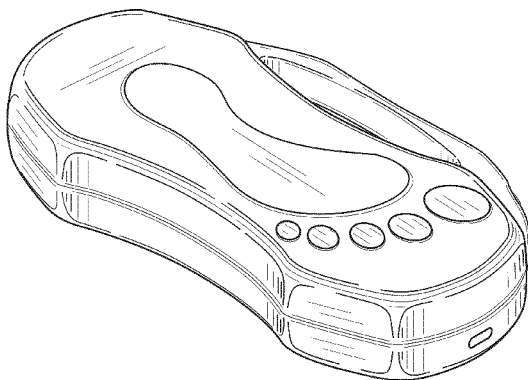


FIG. 1

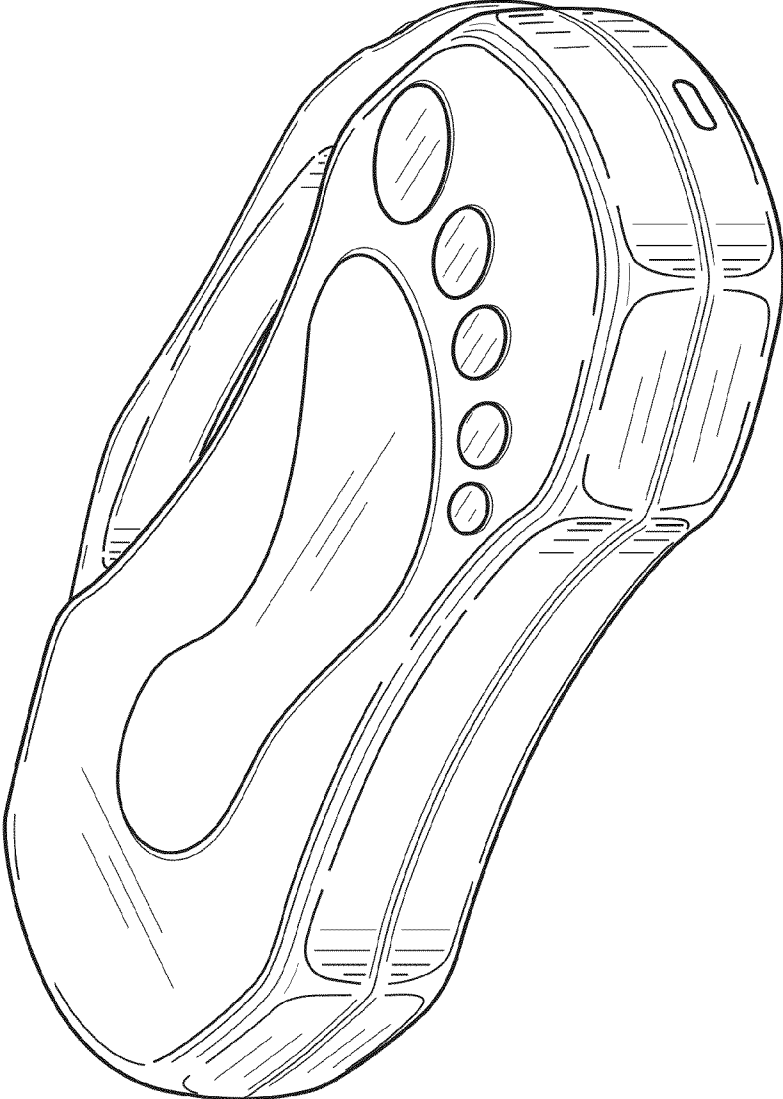


FIG. 2

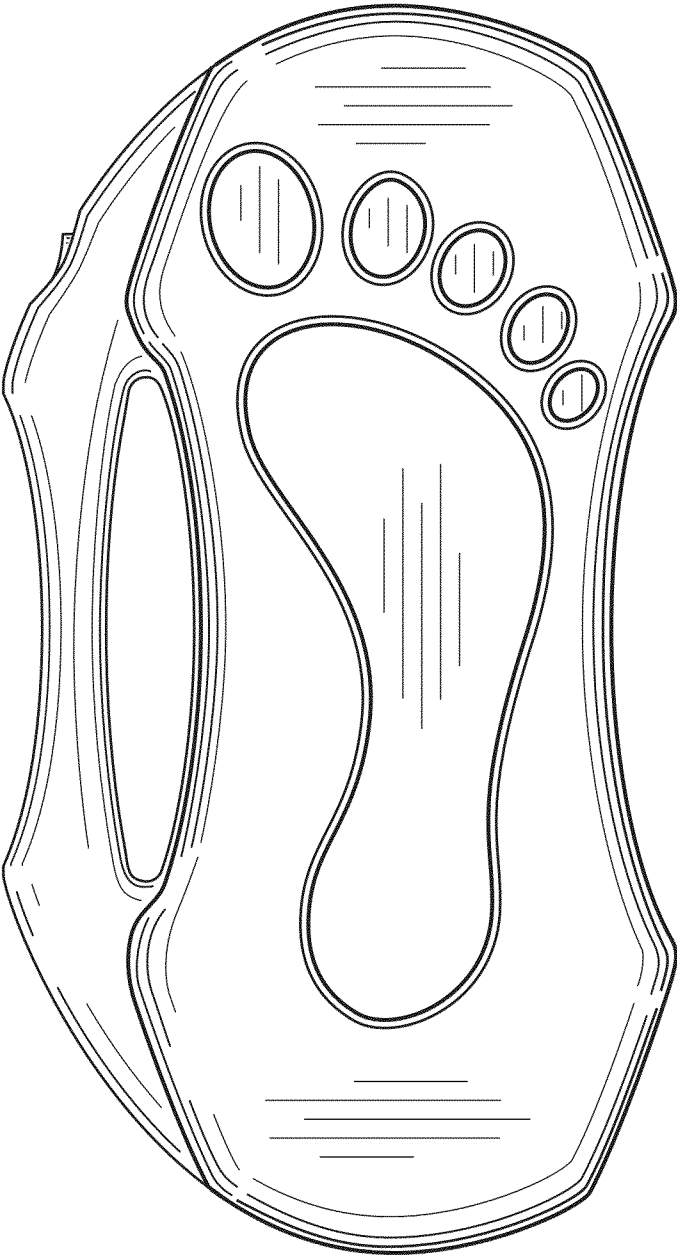


FIG. 3




FIG. 4

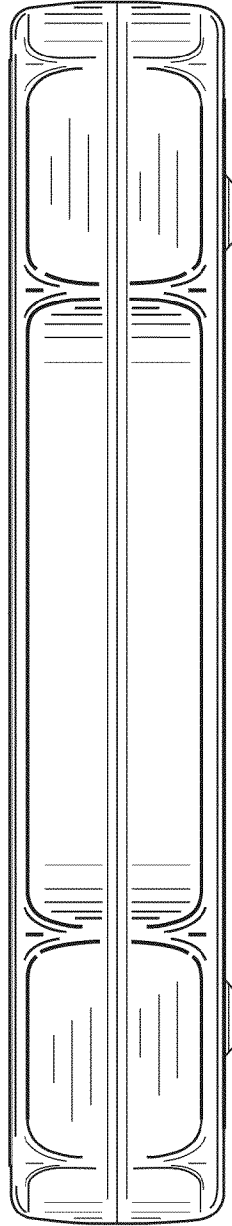


FIG. 5

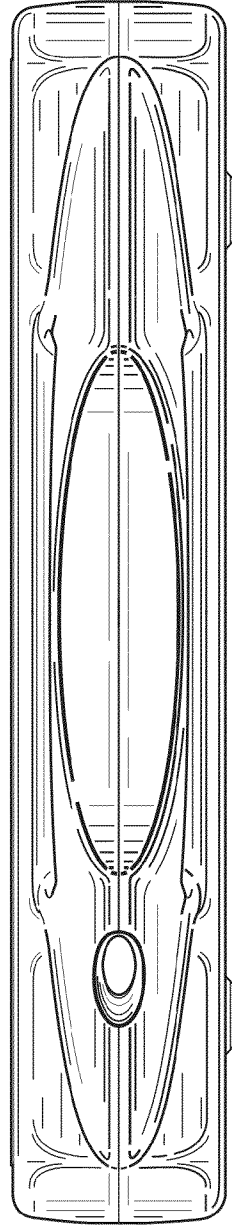


FIG. 7

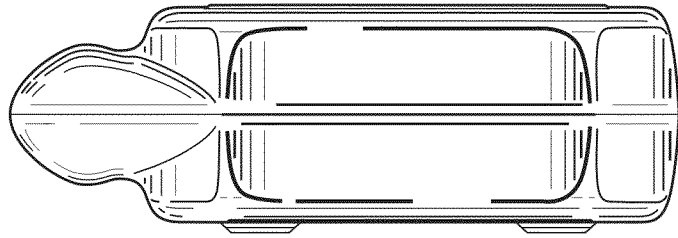


FIG. 6

